

# Commercial Fisheries 2007

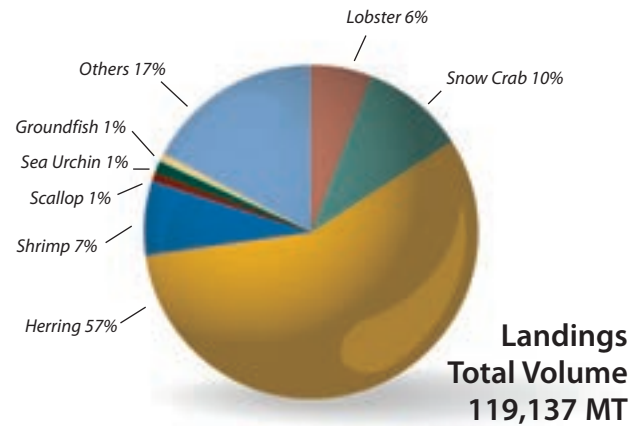
Anchored on the goal of ensuring the province's fishery remains sustainable, for future generations and self-sufficient, the industry's workforce of 12 000 fishermen, plant workers and processors are committed to the delivery of high-quality seafood products that meet the needs of market demands.

Our fishing fleet of close to 2,700 vessels harvested landings of 119, 137 tonnes in 2007, valued at over \$177 million. In addition to the development of new value-added products, our commercial fishing industry is also pursuing opportunities presented by research into the utilization of marine by-products. The New Brunswick commercial fishery recorded exports of \$666.6 million in 2007 while continuing to explore new export opportunities in emerging markets.



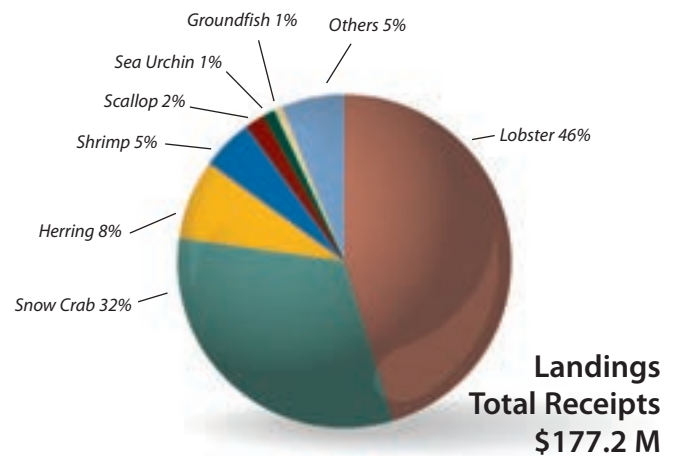
## Industry at a Glance

Number of vessels	2,649
Number of active processing plants	128
Value of commercial landings	\$177.2 million
Value of processed seafood shipments	\$723.2 million
Exports	\$666.6 million
Employment-fishery	7,000
Employment- processing (FTE's)	5,000

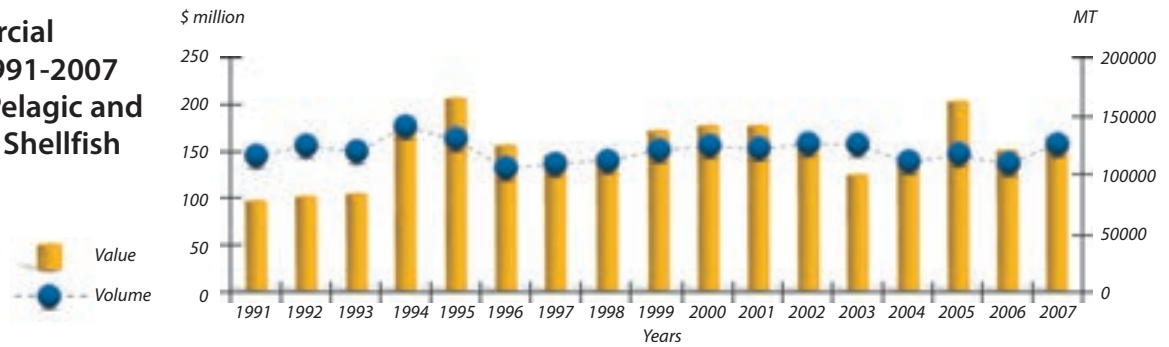


## Landings

Species	Volume (MT)		Value (\$ Million)	
	2006	2007	2006	2007
Lobster	7,099	7,035	\$82.8	\$82.0
Snow Crab	12,655	11,510	\$33.2	\$57.1
Herring	56,871	68,318	\$11.4	\$15.1
Shrimp	8,552	8,486	\$7.4	\$8.1
Scallops	2,317	1,793	\$3.5	\$3.6
Sea Urchin	916	875	\$2.0	\$1.7
Groundfish	807	715	\$1.4	\$1.5
Others	21,212	20,405	\$8.9	\$8.1
Total	110,399	119,137	\$150.6	\$177.2

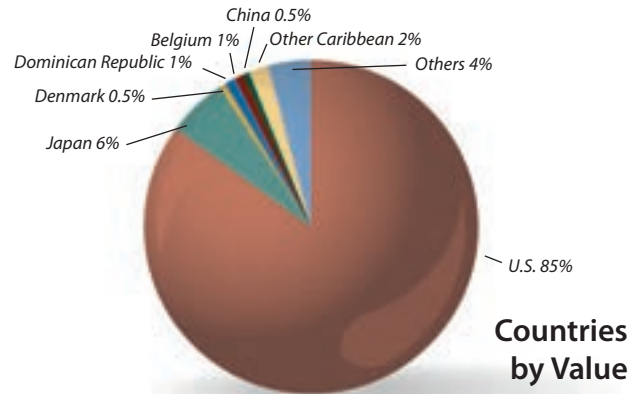


## Total Commercial Landings – 1991-2007 Groundfish, Pelagic and other Finfish, Shellfish



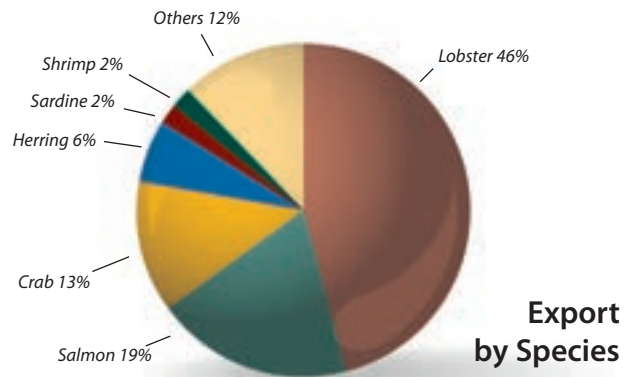
## Seafood Exports Countries by Value

Country	Value (\$ Million)	
	2006	2007
U.S.	\$690.3	\$568.4
Japan	\$28.5	\$41.8
Other Caribbean	\$9.0	\$10.2
Dominican Republic	\$10.7	\$9.4
Belgium	\$7.9	\$4.8
Denmark	\$11.3	\$3.5
China	\$7.8	\$3.0
France	\$4.3	\$1.9
United Kingdom	\$2.1	\$1.2
Others	\$22.7	\$22.4
<b>Total</b>	<b>\$794.6</b>	<b>\$666.6</b>



## Exports by Species

Species	Value (\$ Million)	
	2006	2007
Lobster	\$377	\$304
Salmon	\$170	\$127.3
Crab	\$78	\$87.3
Herring	\$44	\$42.3
Sardine	\$13	\$13.0
Shrimp	\$20	\$12.3
Others	\$93	\$80.4
<b>Total</b>	<b>\$795</b>	<b>\$666.6</b>



## Highlights 2007

While Snow Crab catches in the gulf region dipped slightly in 2007, both the landing and export value of this important shellfish increased. The \$23.9 million increase at the wharf represents a 72 percent jump over the previous year.

Showing its best result in 5 years with landings of 68,318 metric tonnes, herring was the dominant pelagic catch in 2007, accounting for almost 57 percent of the landed volume followed by alewife and mackerel.

While the United States remains the province's key importer of fish and seafood products, Asia is emerging as an important customer for New Brunswick exports. Exports to Japan increased by \$13.3 million in 2007, for a total of \$41.8 million.

Despite the challenges presented by a strengthening Canadian dollar, New Brunswick remained the fourth largest exporter of fish and seafood in Canada in 2007, at \$666.6 million.

