

2008 Aquaculture Sector Overview

The aquaculture sector is a major economic contributor in rural coastal communities of the province and is considered the second largest aquaculture sector in the country. New Brunswick has many natural advantages that have allowed it to become a leader in salmon farming, representing more than 95 percent of the sector's value. With its number of sites rising, shellfish aquaculture is also a growing sector of the industry, stretching the employment and income benefits along the east coast of New Brunswick. In recent years, the aquaculture industry in the province has undergone significant structural change and is poised for further growth. The total aquaculture sales are estimated at \$192 million and the value-added sales for salmon, shellfish and trout are over \$329 million in 2008. The aquaculture industry provides 1,400 direct on-farm and hatchery jobs and an additional 800 indirect jobs in feed production, cage and net manufacturing. The primary commercial species produced in the province include Atlantic salmon and American oysters, Rainbow and speckled trout, and blue mussels. Other species such as bay scallops, halibut and sturgeon are demonstrating commercial potential.



Industry at a Glance

Number of salmon sites	95
Area leased to salmon sites, hectares	1,722
Freshwater Finfish sites	97
Area leased to shellfish sites, hectares	2,941
Shellfish Sites	546
Farm Gate Value*	
<i>Salmon</i>	\$192.1million
<i>Shellfish and Trout</i>	\$6.1million
Total Aquaculture Value-Added Sales	\$329.6 million
Exports	
<i>Salmon</i>	\$268.3million
Employment (salmon)-farm, hatchery and other direct	1,400
Employment (salmon)- feed production, cage and net manufacturing and other indirect	800

Volume and Value

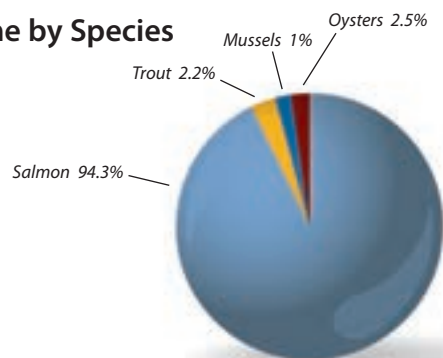
*Estimation

Species	Volume (MT)	
	2007*	2008*
Salmon	24,575	26,000
Trout	300	500
Oysters	571	598
Mussels	550	135
Total	25,996	27,233

Species	Value (\$ Million)	
	2007*	2008*
Salmon	\$181.6	\$192.0
Trout	\$3.0	\$5.0
Oysters	\$0.6	\$0.6
Mussels	\$0.6	\$0.16
Total	\$185.8	\$197.8

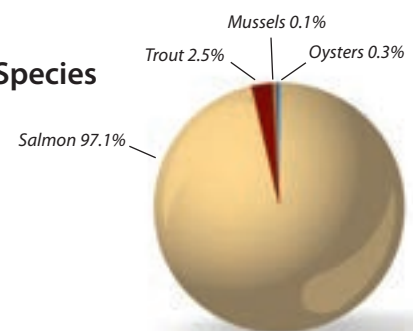
Total Volume by Species

27,233 MT*

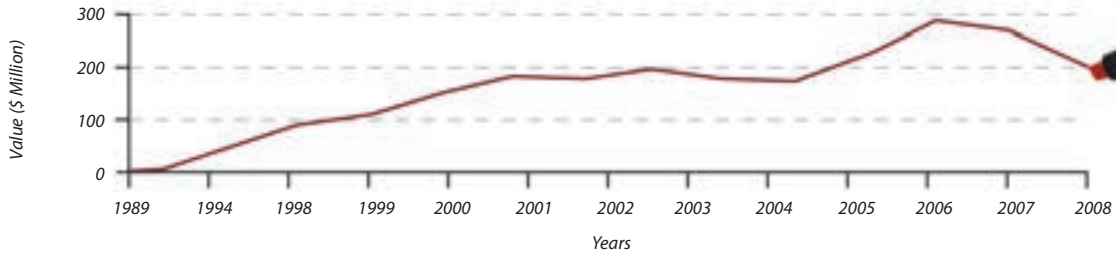


Total Value by Species

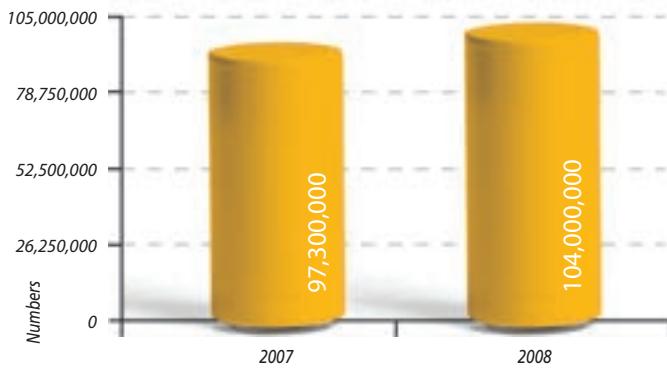
\$197.8 M*



Salmon Industry Production Value



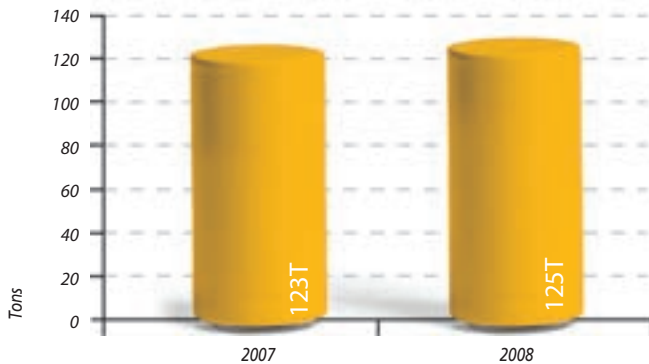
Number of Oysters in Production



2008 Highlights

- The total primary aquaculture income increased from \$185.8 million in 2007* to \$192.1 million in 2008 representing an increase of over 3.2 percent. The increase can be attributed to a higher volume of production for salmon and trout.
- Oyster harvesting and processing activities contributed more than 230 jobs in 2008. These employment opportunities benefit rural coastal communities along the shores of eastern New Brunswick.
- The growth in the culture of oysters on the east coast of the province has been climbing steadily from the 97.3 million oysters in production in 2007 to an estimated 104 million oysters in production in 2008.

Alternative Species Production (cod, halibut, sturgeon)



The production and value reported in the Aquaculture Sector Overview for 2007 has been adjusted to reflect actual production versus estimated production.

Sources for tables and graphics: Fisheries and Oceans Canada and New Brunswick Department of Agriculture and Aquaculture

