

Aquaculture 2006

Aquaculture has become a major world industry producing one third of all seafood consumed. With the second largest aquaculture sector in Canada New Brunswick is at the forefront of aquaculture production and plays an important role in aquaculture production world wide. The main species reared are salmon, oysters and mussels while other species such as cod, halibut, sturgeon, eel and bay scallops are demonstrating commercial potential for the future. The industry has undergone significant structural change in recent years and is poised for further future growth. Worth approximately \$1 million annually in the early 1980's, the provincial salmon industry now boasts annual sales of value-added products estimated to be in excess of \$360 million. Shellfish aquaculture is a growing segment of the industry, contributing employment and income benefits to the East Coast of New Brunswick.




Industry at a Glance

Number of salmon sites	92
Area leased to salmon sites, hectares	1,543
Number of shellfish sites	535
Area leased to shellfish sites, hectares	2,914
Farm Gate Value*	
Salmon	\$285 million
Shellfish and Trout	\$7.1 million
Total Aquaculture Value-Added Sales	\$363 million
Exports	
Salmon	\$170 million
Employment (salmon)-farm, hatchery and other direct	1,960
Employment (salmon)- feed production, cage and net manufacturing and other indirect	2,500

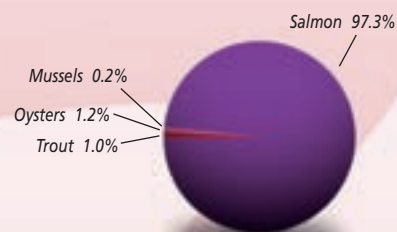
Volume and Value

Species	Volume (MT)		Value (\$ Million)	
	2005	2006*	2005	2006*
Salmon	35,000	41,000	\$225	\$285
Trout	300	300	\$3	\$3
Oysters	495	550	\$2	\$3.5
Mussels	500	500	\$0.6	\$0.6
Total	36,295	42,350	\$230.6	\$292.1

Total Volume by Species
42,350 MT*

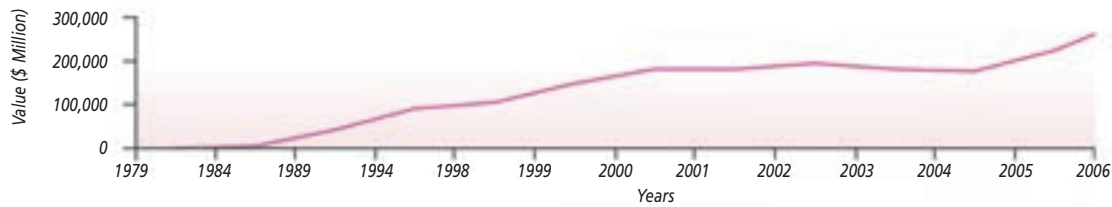


Total Value by Species
\$292.1 M*

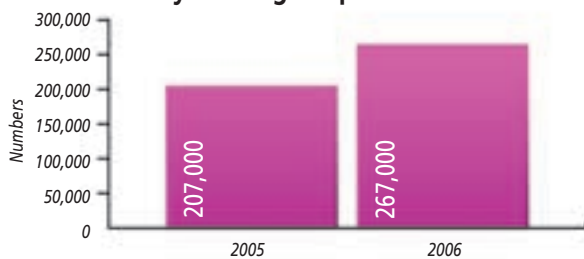


*Estimation

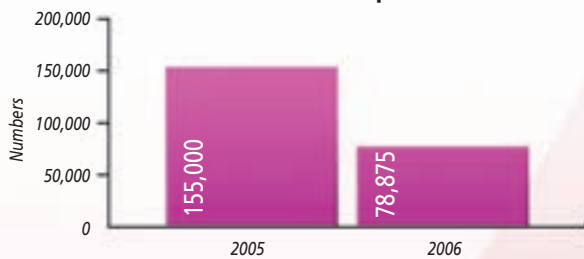
Salmon Industry Production Value



Number of Oyster Bags in production



Numbers of Mussels Socks in production



2006 Highlights

- The total primary aquaculture income increased from \$230.5 million in 2005 to \$292.1 million in 2006 which represents an increase of 26.7 per cent.
- The increase in the total primary aquaculture income can be attributed to a \$60 million increase in the value of salmon which reached around \$285 million in 2006, up from \$225 million in 2005.
- Total aquaculture value-added sales increased from \$271 million in 2005 to \$363 million in 2006.
- Since 2004, a 60 percent growth was experienced in the culture of oysters, resulting in 267 000 oyster bags in production on the East coast for 2006.
- The most active mussel culture sites in New Brunswick are located in Chaleurs Bay, Caraquet Bay and the Lamèque and Shippagan areas, producing more than 500 tonnes valued approximately at \$600,000.
- Trials also continued in assessing the development of other species for commercial aquaculture in New Brunswick. They include, sturgeon, cod, haddock, halibut, arctic char, eel and bay scallop.

Sources for tables and graphics: Fisheries and Oceans Canada and New Brunswick Department of Agriculture and Aquaculture

