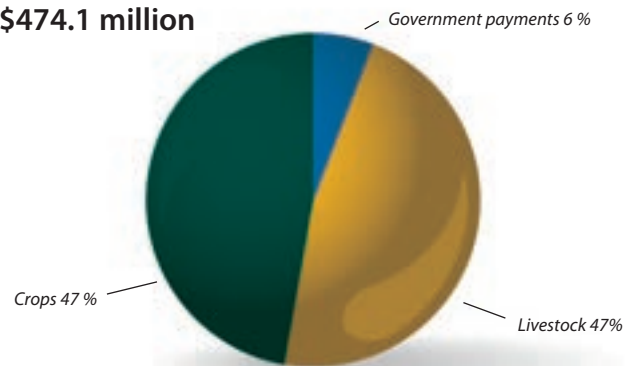


Agriculture and Agri-Food 2008

The agriculture and agri-food sectors are important components of the provincial economy, combining 2,776 farms and approximately 150 processing plants to produce \$1.27 billion worth of agri-food and beverage products. The sector provides over 6,000 direct jobs in primary production and an estimated 7,500 jobs in secondary packaging and processing activities. New Brunswick enjoys one of the highest levels of value-added processing in the country from its agriculture and agri-food sector with around 75 percent of the province's agriculture production being processed in-province before reaching the market. The sector has an extensive network of export markets of more than 80 countries with total exports in excess of \$386 million. The agriculture sector is quite diverse with over thirty commodities being produced in New Brunswick. Potatoes, dairy products, eggs and poultry, and greenhouse and floriculture account for more than 65 percent of total farm income of \$474 million in 2008.



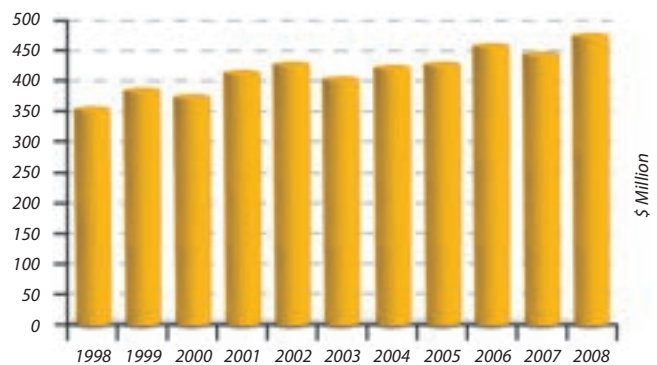
2008 Farm Cash Receipts: \$474.1 million



Agriculture and Agri-Food Industry

Number of farms	2,776
Farmland, hectares	395,228
Land in crops, hectares	151,996
Total farm capital 2007	\$2.0 billion
Farm cash receipts	\$474.1 million
Number of processing plants	150
Shipments of processed product and beverage	\$1.27 billion
Agri-food exports	\$386.8 million
Employment, farm	6,000
Employment, processing	7,500

Total Farm Cash Receipts 1998 – 2008



Major Commodities - Value

	\$ Million	
	2007	2008
Dairy	\$90	\$ 91
Potatoes	\$89	\$118
Poultry	\$56	\$ 65
Greenhouse & floriculture	\$53	\$36
Beef	\$25	\$21
Hogs	\$19	\$16
Fruits & berries	\$19	\$33
Eggs	\$17	\$17
Vegetables	\$6	\$6
Grain	\$2	\$3
Others	\$37	\$37
Government payments	\$31	\$29

Major Crops – Production Area

	Hectares	
	2007	2008
Potatoes	23,675	22,200
Barley	13,200	11,200
Blueberries	8,900	10,840
Oats	8,400	10,000
Wheat	2,000	2,240

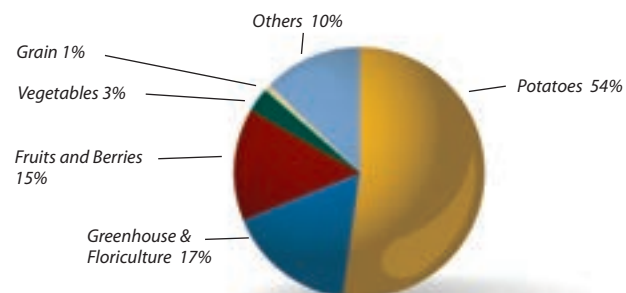
Exports of Agri-food Products

By Country	\$ Million	
	2007	2008
U.S.	\$239.4	\$301.7
Venezuela	\$12.4	\$16.8
Mexico	\$10.1	\$7.3
Saudi Arabia	\$9.8	\$3.7
Guatemala	\$5.9	\$1.6
Costa Rica	\$5.3	\$7.9
Cuba	\$4.7	\$4.3
China	\$0.2	\$1.2
Others	\$51.5	\$42.3
Total exports	\$339.3	\$386.8

By Commodity	\$ Million	
	2007	2008
Potatoes and potato products	\$184	\$218.6
Beer	\$44.2	\$50.5
Plants, live trees, foliage, etc.	\$29.8	\$35.2
Preparation for grain, pasta	\$10.3	\$13.4
Others	\$62.7	\$69.1
Total exports	\$331	\$386.8

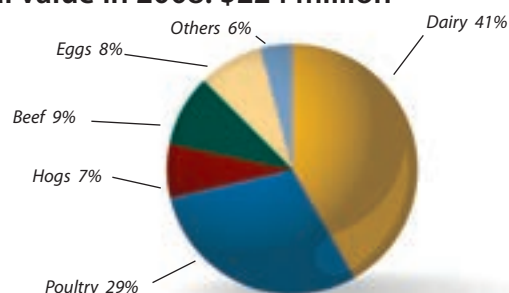
Crops

Total value in 2008: \$217 million



Livestock production

Total value in 2008: \$224 million



2008 Highlights

- Despite some adverse weather conditions during the 2008 growing season, the value of potato and potato products increased from \$89 million in 2007 to \$118 million in 2008 due to stronger market prices. New Brunswick remains the second largest exporter of seed potatoes with its two main markets being the United States and Cuba.
- The blueberry crop reached over 33 million pounds surpassing the previous record crop of 26 million pounds in 2007.
- The cranberry sector saw renewed interest in 2008 for new development and expansion of the existing production base. Ocean Spray, the world's largest cranberry co-operative, continued to work towards the establishment of plantings in the Rogersville area. The price of cranberries in 2008 was the highest it has been in recent years with a total production of 8.9 million pounds, up from the 6.9 million pounds in 2007.
- Poultry (chicken and turkey) is showing a sizeable increase in 2008, adding \$8.5 million to its previous year's farm cash receipts primarily due to higher prices.
- Growing higher value alternative crops including corn and oilseeds (canola and soybeans) has contributed to an increase in grain farm cash receipts from \$2 million in 2007 to \$2.9 million in 2008.