

Agriculture and Agri-Food 2006

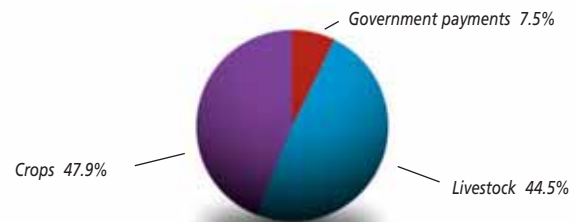
Agriculture is an important component of a self-sufficient New Brunswick. This sector is diverse, combining 2,776 farms with 100 processing plants to produce \$1.17 billion worth of agri-food and beverage products in 2006. The sector provides nearly 15,000 direct and indirect jobs annually. New Brunswick enjoys one of the highest levels of value-added processing in Canada from its agriculture sector and its agri-products which are currently exported to approximately 80 countries. More than 80 percent of the province's agriculture production is processed before reaching the market. Potatoes, dairy products, eggs and poultry account for close to 60 percent of New Brunswick's total farm income of \$450 million in 2006.



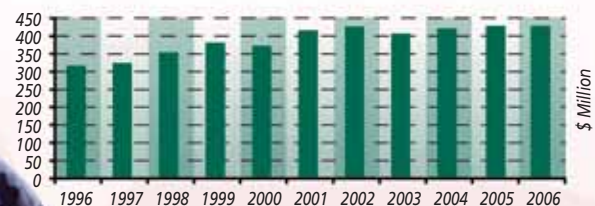
Agriculture and Agri-Food Industry

Number of farms	2,776
Farmland, hectares	395,144
Land in crops, hectares	151,963
Total farm capital 2006	\$2.0 billion
Farm cash receipts	\$452 million
Number of processing plants	100
Shipments of processed product and beverage	\$1.17 billion
Processing rate	260%
Agri-food exports	\$325 million
Employment, farm	8,240
Employment, processing	6,540

2006 Farm Cash Receipts: \$452 million



Total Farm Cash Receipts 1996 - 2006



Major Commodities - Value

	\$ Million	
	2005	2006
Potatoes	\$77	\$111
Dairy	\$83	\$84
Greenhouse & floriculture	\$50	\$50
Poultry	\$50	\$48
Beef	\$21	\$23
Hogs	\$25	\$20
Fruits & berries	\$22	\$18
Eggs	\$17	\$17
Vegetables	\$5	\$6
Grain	\$3	\$2
Other	\$34	\$39
Government payments	\$40	\$34

Major Crops – Production Area

	Hectares	
	2005	2006
Potatoes	22,600	23,470
Barley	14,800	13,800
Blueberries	9,410	8,900
Oats	7,600	6,900
Wheat	2,400	2,400

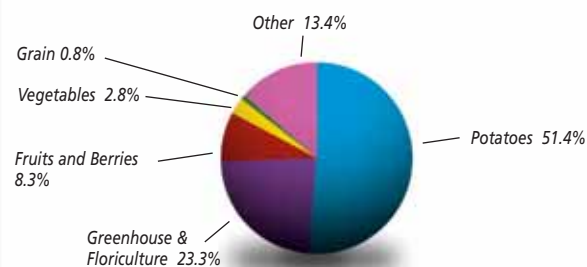
Exports of Agri-food Products

By Country	\$ Million	
	2005	2006
U.S.	\$270.3	\$247.6
Venezuela	\$15.0	\$11
Japan	\$4.3	\$1.8
Mexico	\$8.5	\$8
China	\$0.1	\$0.3
Phillipines	\$2.1	\$0.7
Other	\$50.4	\$55.6
Total exports	\$350.7	\$325

By Commodity	\$ Million	
	2005	2006
Potatoes and potato products	\$181	\$138.5
Beer	\$53	\$50.7
Plants, live trees, foliage, etc.	\$37.5	\$46.5
Preparations for grain, pasta	\$18.7	\$11.2
Other	\$61.6	\$78.4
Total exports	\$350.7	\$325

Crops

Total value in 2006: \$218 million



Livestock production

Total value in 2006: \$200 million



2006 Highlights

- Farm cash receipts continued to grow, reaching a value of \$450 million, an increase of \$23 million from 2005.
- Good growing conditions throughout the entire 2006 cropping season produced the highest provincial potato crop yields ever recorded. The value of potatoes increased to \$111 million in 2006 from \$77 in 2005.
- Cattle and calf prices and sales numbers continue to gradually improve helping the beef sector pull slowly out of the deep depression caused by the closure of export markets due to BSE infected cattle in Canada. Sales in 2006 reached close to \$23 million, an increase of \$2 million over the previous year.
- Cranberries and blueberries enjoyed another good year. The total harvest of blueberries was 20.9 million pounds, the highest crop ever recorded. The cranberry harvest was 9 million pounds, the largest cranberry crop recorded to date. Also, the blueberry growers established a blueberry agency, Bleuets NB Blueberries under the *Natural Products Act*.
- While the value of potatoes has increased overall, stronger inter-provincial movement of potatoes and potato products from New Brunswick resulted in decreased international export sales.