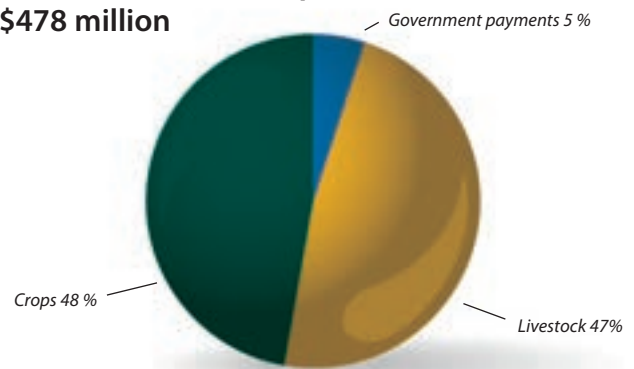


# Agriculture and Agri-Food 2010

The agriculture and agri-food sector is an important component of the provincial economy, generating employment, income and nourishment to both rural and urban communities. The sector combines 2,776 farms and approximately 150 processing plants to produce farm cash receipts of \$478 million and processed agri-food products worth \$1.12 billion. New Brunswick enjoys one of the highest levels of value-added processing in the country from its agriculture and agri-food sector with around 80 percent of the province's agriculture production being processed in-province before reaching the market. The sector has an extensive network of export markets comprising 88 countries, with total exports estimated at \$359 million in 2010. The sector is quite diverse with over thirty commodities being produced in New Brunswick. Potatoes, dairy products, poultry & eggs, fruits & berries, and beef accounted for over 70 percent of total farm cash receipts in 2010. In terms of employment, the sector generated about 5,800 and 7,140 full-time equivalent jobs in primary production and secondary processing activities, respectively.




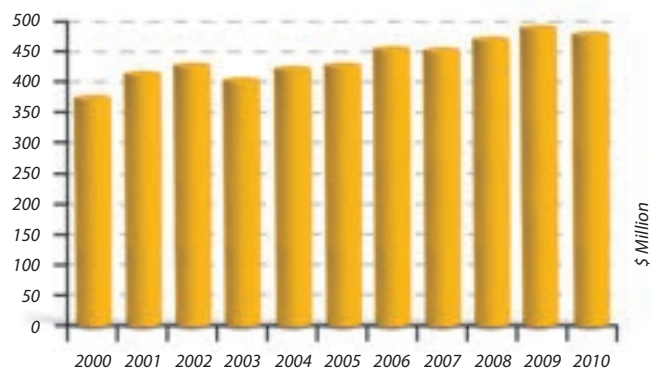
## 2010 Farm Cash Receipts: \$478 million



## Agriculture and Agri-Food Industry

Number of farms	2,776
Farmland, hectares	395,228
Land in crops, hectares	151,996
Total farm capital	\$1.96 billion
Farm cash receipts	\$478 million
Number of processing plants	150
Shipments of processed products	\$1.12 billion
Agri-food exports	\$359 million
Employment, farm	5,800
Employment, processing	7,140

## Total Farm Cash Receipts 2000 – 2010



## Major Commodities - Value

	\$ Million	
	2009	2010
Potatoes	134.9	115.0
Dairy	94.4	93.9
Poultry	64.2	64.5
Maple Products	22.2	18.6
Beef	18.8	20.0
Eggs	18.2	19.3
Fruits & berries	16.9	28.6
Hogs	13.8	13.5
Grain	3.6	4.5
Others	79.8	76.1
Total payments	30.2	24.1

## Major Crops – Production Area

	Hectares	
	2009	2010
Potato	22,258	20,842
Barley	10,500	11,300
Blueberries	10,870	10,924
Oats	8,100	9,700
Wheat	1,800	1,900

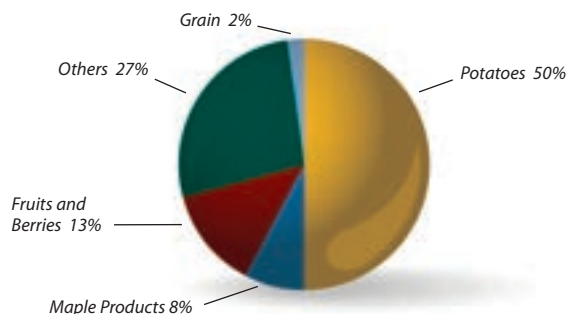
## Exports of Agri-food Products

By Country	\$ Million	
	2009	2010
United States	275.3	276.1
Venezuela	16.7	13.9
Costa Rica	9.9	6.6
United States Minor Outlying Islands	6.1	6.3
Mexico	6.1	5.4
Panama	5.5	1.4
Saudi Arabia	5.2	3.2
Japan	3.3	3.3
Singapore	2.7	0.1
Bahamas	2.5	2.6
Kuwait	2.5	2.2
Others	26.1	37.7
Total exports	361.9	358.9

By Commodity	\$ Million	
	2009	2010
Potatoes and potato products	217.9	204.7
Beer	45.2	51.5
Live tree, plant and flowers	33.7	30.0
Preparation for grain, pasta	10.6	11.5
Maple products	7.6	7.6
Live animals	4.1	2.8
Others	42.9	50.8
Total exports	361.9	358.9

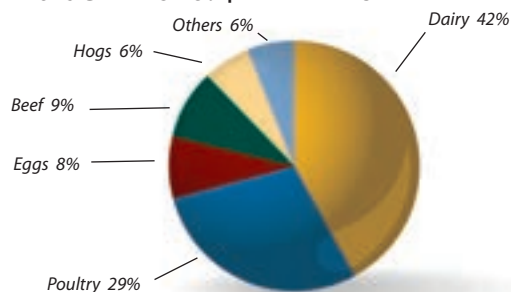
## Crops

Total value in 2010: \$230 million



## Livestock production

Total value in 2010: \$224 million



## 2010 Highlights

- Net farm income for New Brunswick farmers increased by \$1.1 million in 2010, an increase of 3.6 percent. This follows a \$40.3 million increase in 2009.
- Operating expenses declined by about \$14.9 million to \$400.9 million in 2010, a 3.6 percent decrease. This was due to a decline in fertilizer, pesticide and commercial feed costs by 33.6 percent, 13.4 percent and 9.3 percent, respectively.
- Blueberry receipts more than doubled from \$9.3 million in 2009 to \$21.1 million in 2010 because of higher prices and output. For example, blueberry prices increased from \$0.35/lb in 2009 to \$0.60/lb in 2010, a 71 percent increase. This reflects a rebound in world demand after the recession.
- Similarly, beef receipts increased by \$1.2 million to \$20.0 million in 2010, a 6.2 percent increase. This was due to an increase in price and volume sold.
- However, potato receipts declined by \$19.9 million to \$115.0 million in 2010, a 14.7 percent decrease. This was due to lower volume to market due to storage issues with the 2009 crop.
- Total agri-food exports declined slightly by \$3.0 million to \$358.9 million in 2010, a 0.8 percent decrease. This was due to the strong Canadian dollar against the US dollar which made New Brunswick agri-food exports less competitive.