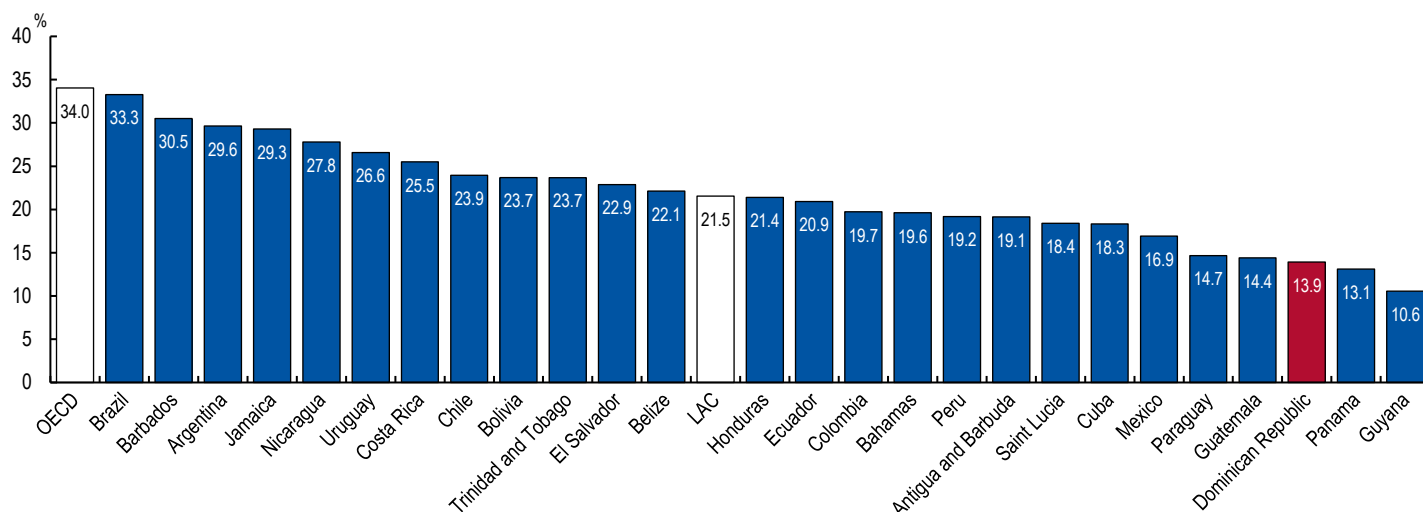


Revenue Statistics in Latin America and the Caribbean 2024 - The Dominican Republic

Tax-to-GDP ratio

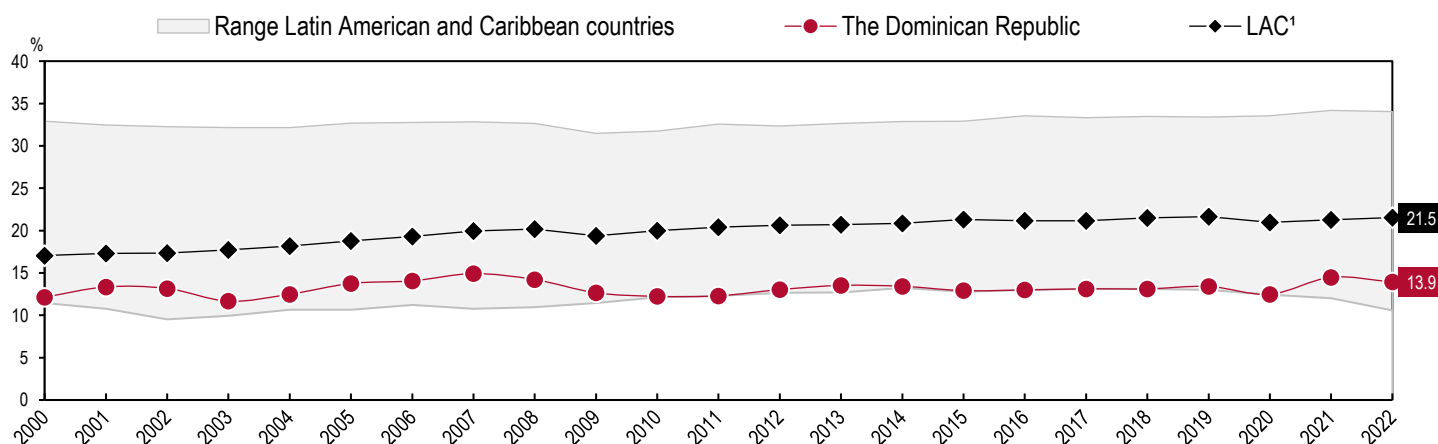
Tax-to-GDP ratio compared to other Latin American and Caribbean (LAC) countries and regional averages, 2022

The Dominican Republic's tax-to-GDP ratio in 2022 (13.9%) was below the LAC average (21.5%) in this year's Revenue Statistics in Latin America and the Caribbean publication by 7.6 percentage points and below the OECD average (34.0%).



Tax-to-GDP ratio over time

The tax-to-GDP ratio in the Dominican Republic decreased by 0.6 percentage points from 14.5% in 2021 to 13.9% in 2022. In comparison, the LAC average increased by 0.3 percentage points between 2021 and 2022 to 21.5%. Over a longer time period, the LAC average has increased by 4.5 percentage points, from 17.1% in 2000 to 21.5% in 2022, whereas the tax-to-GDP ratio in the Dominican Republic has increased by 1.8 percentage points, from 12.1% to 13.9%. Since 2000, the highest tax-to-GDP ratio in the Dominican Republic was 14.9% in 2007, and the lowest was 11.7% in 2003.



1. Represents the group of 26 Latin American and Caribbean countries included in this publication and excludes Cuba (up to 2020) and Venezuela due to data issues.

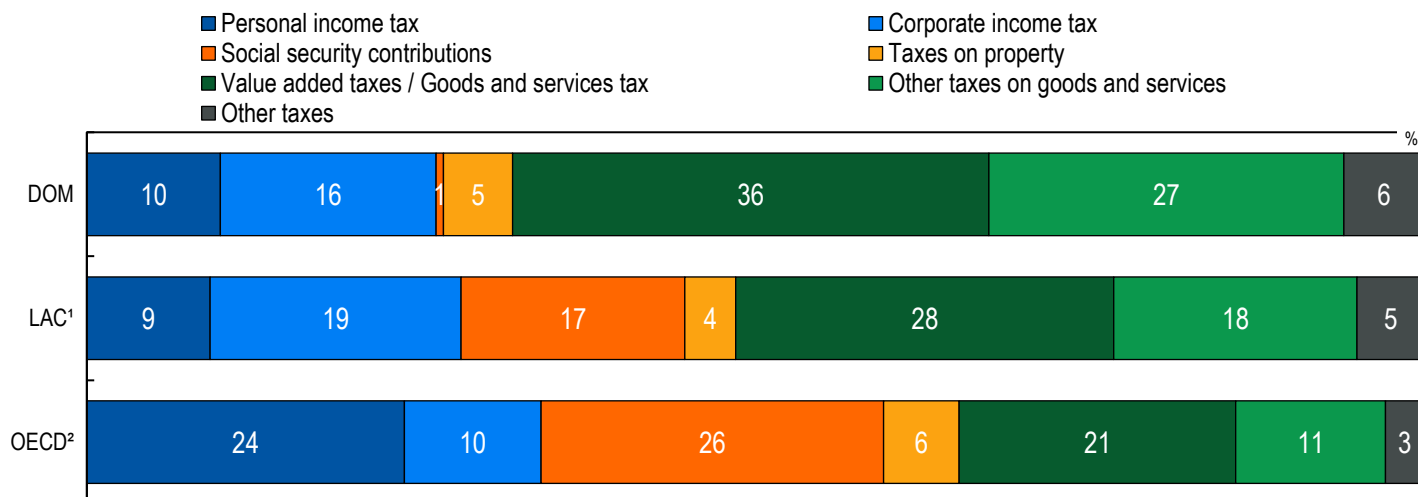
In the OECD classification the term "taxes" is confined to compulsory unrequited payments to general government. Taxes are unrequited in the sense that benefits provided by government to taxpayers are not normally in proportion to their payments. <http://www.oecd.org/tax/tax-policy/oecd-classification-taxes-interpretative-guide.pdf>



Tax structures

Tax structure compared to the regional averages

Tax structure refers to the share of each tax revenue category in total tax revenues. The highest share of tax revenues in the Dominican Republic in 2022 was derived from value added taxes / goods and services tax (35.6%). The second-highest share of tax revenues in 2022 was derived from other taxes on goods and services (26.6%).



1. Represents the group of 26 Latin American and Caribbean countries included in this publication and excludes Cuba (up to 2020) and Venezuela due to data issues. Ecuador is excluded from the LAC average for CIT and PIT revenue as a sufficient breakdown is not available.

2. Data for 2021 are used for the OECD average as the 2022 data are not available. All figures within the chart are rounded.

Summary of the tax structure in the Dominican Republic

	Tax revenues in national currency			Tax structure in the Dominican Republic		
	Dominican Peso, Millions			% in GDP		
	2021	2022	Δ	2021	2022	Δ
Taxes on income, profits and capital gains ¹	263 082	276 183	+ 13 101	4.9	4.4	- 0.5
<i>of which</i>						
Personal income, profits and gains	69 026	87 200	+ 18 174	1.3	1.4	+ 0.1
Corporate income, profits and gains	150 695	140 603	- 10 092	2.8	2.2	- 0.6
Social security contributions	3 420	4 923	+ 1 503	0.1	0.1	0.0
Taxes on property	45 798	45 061	- 738	0.8	0.7	- 0.1
Taxes on goods and services	465 072	542 443	+ 77 372	8.6	8.7	+ 0.1
<i>of which</i>						
Value added taxes / Goods and services tax	261 207	310 788	+ 49 582	4.8	5.0	+ 0.2
Taxes on specific goods and services	183 041	208 662	+ 25 621	3.4	3.3	- 0.1
<i>of which</i>						
Excises	117 330	130 628	+ 13 298	2.2	2.1	- 0.1
Customs and import duties	42 638	50 635	+ 7 997	0.8	0.8	0.0
Other taxes ²	3 811	3 814	+ 2	0.1	0.1	0.0
TOTAL	781 183	872 424	+ 91 240	14.5	13.9	- 0.6

1. The revenue from taxes on income, profits and gains may not add up to the sum of revenue from personal income tax and corporate income tax due to revenue that could not be allocated to these categories.

2. In this country note, "other taxes" is calculated as total tax minus taxes on income, profits and capital gains, social security contributions, taxes on property and taxes on goods and services. It includes taxes on payroll and workforce, and other taxes (as defined in the OECD Interpretative Guide).

Tax revenue includes net receipts for all levels of government; figures in the chart and table may not sum to the total due to rounding.



For further information, please see oe.cd/revstatslac