

A Security Approach for Protecting Converged IT and OT




Table of Contents

Executive Summary	3
Section 1	
Why IT and OT Networks Are Converging	4
Section 2	
Recommended OT Cybersecurity Best Practices	6
1. Identify Assets, Classify, and Prioritize Value	6
2. Segment the Network	7
3. Analyze Traffic for Threats and Vulnerabilities	9
4. Control Identity and Access Management	10
5. Secure Both Wired and Wireless Access	11
Conclusion: Proactively Limit Risk in OT Networks	13



Executive Summary

Operational technology (OT)* networks, which control equipment in critical infrastructure such as utilities and manufacturing assembly lines, have traditionally been kept separate from information technology (IT) networks, which control data in all organizations. In recent years, compelling innovations in IT such as artificial intelligence (AI) and big data analytics promise to bring improved outcomes to OT networks as well. As a result, the integration of OT and IT networks is accelerating, and this convergence expands the digital attack surface, exposing OT networks to attacks that come from IT networks.

OT breaches are now commonplace. To thwart attacks and minimize OT risk, organizations should implement five best practices:

- 1. Increase network visibility**
- 2. Segment networks**
- 3. Analyze traffic for threats**
- 4. Enforce identity and access management**
- 5. Secure both wired and wireless access**

These practices are presented as a foundation for enhancing OT security posture.

* OT is a synonym for industrial control systems (ICS). OT was established as a term to contrast with IT, because OT protocols, vendors, and use cases are distinct. Supervisory control and data acquisition (SCADA) systems are an element of OT. SCADA systems use graphical user interfaces for high-level supervisory management of OT/ICS processes.



01: Why IT and OT Networks Are Converging

From machine learning (ML) to augmented reality (AR) to the Internet of Things (IoT), digital transformation (DX) and new developments in IT are remaking processes and improving outcomes in many business sectors.


In OT networks, which control critical infrastructures such as pipelines, electric grids, transportation systems, and manufacturing plants, change is coming more slowly. OT environments are vital to public safety and global economic well-being. They were developed decades before IT networks and have different vendors and proprietary protocols. There was little reason to connect OT and IT networks at first, especially because doing so increases the risk of cyberattacks.

However, in a Fortinet survey, organizations reported that 32% of OT devices are directly connected to the internet and another 32% are connected through a gateway into the enterprise.¹ New digital technologies in OT environments are driving change. For example, sensors are optimizing production lines and augmented reality glasses are reducing errors for warehouse workers. The challenge when integrating IT and OT is that the larger digital attack surface increases the risk of cyberattacks.





9 out of 10 organizations experienced at least one intrusion in the past year and 63% had 3 or more intrusions.²



02: Recommended OT Cybersecurity Best Practices

So, how can risks be minimized while enabling gains to be maximized? To protect against malicious cyberattacks, OT leaders should check the following are five areas.

1. Identify Assets, Classify, and Prioritize Value

Improving security posture starts with visibility: You cannot protect what you cannot see. Lack of visibility is a critical security gap at many organizations, and top-tier organizations that don't suffer intrusions are more likely to have 100% centralized visibility in their security operations center.³

Security teams need an up-to-date inventory of the devices and applications that are running on the network. One challenge is that many OT networks cannot be actively scanned with the methods used for an IT network. An active scan can interfere with network performance or damage OT elements such as programmable logic controllers (PLCs).

Security teams should consider contacting a vendor or technology partner to conduct a threat assessment. This assessment sometimes uses a system such as a next-generation firewall (NGFW) that can recognize OT application protocols and passively observe network traffic, including encrypted traffic. The system uses the information it collects to profile and categorize devices on your network based on their characteristics and behavior. The result is a report that:

- Provides an inventory of connected devices
- Notes high-risk applications
- Detects and identifies top exploits of application vulnerabilities
- Assesses the risk value of each asset
- Identifies indications of malware, botnets, and devices that may be compromised
- Categorizes applications and analyzes their network usage

This information serves as a good foundation for prioritizing risks and optimizing a security plan.



2. Segment the Network

Network segmentation is one of the most effective architectural concepts for protecting OT environments. The idea is to divide the network into a series of functional segments or “zones” (which may include subzones, or microsegments), and make each zone accessible only by authorized devices, applications, and users. A firewall defines and enforces the zones, and it also defines conduits, which are channels that enable essential data and applications to cross from one zone to another.

The architectural model of zones and conduits greatly reduces the risk of intrusion. It restricts an attacker’s ability to move in an “east-west” or lateral direction. Users or devices authorized for a specific activity in a specific zone are limited to functioning properly within that zone.

Segmentation is a fundamental best practice for securing OT, as described in ISA/IEC-62443 (formerly ISA-99) security standards.⁴ These standards were created by the International Society of Automation (ISA) as ISA-99 and later renumbered 62443 to align with the corresponding International Electrotechnical Commission (IEC) standards.


ISA/IEC-62443 standards provide practical guidance on how to segment OT networks. Each zone is assigned a security level from 0 to 4, with 0 representing the lowest level of security and 4 the highest. Strict access controls limit access to each zone and conduit based on the authenticated identity of the user or device.

Security teams should consider a firewall with purpose-built security processors that are designed to accelerate specific parts of the packet processing and content scanning functions, compared to the general CPUs found in many firewalls. Purpose-built security processors enable high-speed cryptography and content inspection services without degrading network performance. This feature is important to keep zones and conduits from becoming bottlenecks.





A complimentary threat assessment can be performed to map your network.



3. Analyze Traffic for Threats and Vulnerabilities

Once NGFWs divide an OT network into segments and conduits, it is valuable to analyze network traffic for known and unknown threats. Security teams should seek to integrate an NGFW that is capable of inspecting encrypted application traffic. Additionally, the NGFW should be integrated with a live-feed service to provide updates on the most common OT protocols and OT application vulnerabilities. A service of this type enables the NGFW to inspect OT application traffic and spot exploits. Real-time global intelligence alerts update the firewall so it can identify even new and sophisticated threats. When integrated with a compatible endpoint security solution, the NGFW can monitor endpoints for indicators of compromise (IOCs) gleaned from a variety of sources around the globe.

The firewall also can learn from traffic on a network and establish a baseline or understanding of what is normal or abnormal across IT and OT systems. It can quarantine, block, or send alerts when it detects abnormal activity or IOCs. Integrated as part of the NGFWs, AI capabilities, which are delivered as part of a self-evolving threat-intelligence system, develop signatures to catch zero-day threats before they are even written.

To make threat hunting and compliance reporting easier, security teams should add a security information and event manager (SIEM) that can correlate data from point security solutions and device logs across IT and OT networks.

The optimal approach is integrating a SIEM that can map a real-time topology of the network and track and record security events. This approach yields correlation of information from different solutions to deliver context, minimize response time, and simplify reporting.

A security rating score, delivered as part of a threat-intelligence feed bundle, is needed to quantify security performance and enable comparison of an organization's security posture against industry peers. This rating is valuable for compliance reporting and answering queries from senior leadership about security effectiveness.



4. Control Identity and Access Management

Stolen credentials are an element of many OT cyber-attacks. OT organizations report that malware and phishing are the most common types of intrusions.⁵ A first layer of defense in controlling identity and access management (IAM) exploits should be a secure email gateway with signature- and reputation-based prevention.

Another common access-control vulnerability is the lack of privileged identity management for administrators, which allows organizations to monitor high-level accounts in their IT environments. This vulnerability increases the risk of damage from stolen administrator credentials, a coveted target for many attackers.

Additionally, many OT organizations do not use role-based access control for employees, which increases the risk of insider threats. In fact, 42% of OT organizations experienced insider breaches, up from 18% in 2020.⁶

Security teams should seek an IAM solution that:

- Enforces role-based access for each user and limits access through integration with the firewall to only appropriate resources and network microsegment
- Validates identity with multi-factor authentication, combining something the user knows (such as username and password) with something the user has, such as a phone, laptop certificate, or physical security key, or something the user is, such as a fingerprint or other biometric
- Enables single sign-on (SSO), saving time by enforcing enterprise user identity-based security without requiring additional sign-on screens
- Authenticates devices attached to the network by observing their characteristics and behavior and noting the need for software updates to patch vulnerabilities
- Restricts access to only authenticated devices, locking down all other ports



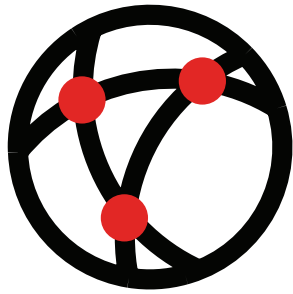
5. Secure Both Wired and Wireless Access

In an OT environment, network switches and wireless access points (APs) are two attractive targets for cyberattacks. Both should have security by design, administered from one central interface, instead of being protected by add-on point security solutions that are managed through multiple interfaces. Security management that is centralized not only reduces risk but also improves visibility and minimizes administration time for security and operations teams.


In many OT companies, exposure to potential attacks through wired and wireless APs is growing. Wireless or IoT technologies such as GPS tracking and security sensors may include connections to OT networks. Increased risk exposure can be minimized by choosing a firewall that is part of a holistic security platform. The platform enables administrators to centrally push out granular security policies to integrated switches and wireless APs and control customized virtual local-area networks (VLANs) for different groups of employees and equipment. This type of firewall also enables centralized provisioning and management of popular legacy switches and wireless APs from third-party vendors.

When selecting firewalls, switches, and wireless APs, another feature to consider is a ruggedized form factor for deployment in the extreme conditions of field sites found in OT, such as an electrical grid, oil pipeline, or other distributed system. The devices should be designed to function in the hottest and coldest places on earth and should support centrally created security policies at the far edges of the network, where threat actors are likely to attack because they expect less security. A failure of equipment at the network edge is not just an annoyance; it can mean costly critical downtime and time-sensitive deployment to resolve the equipment failure.





**A holistic security platform
can push out customized
VLANs globally.**



Conclusion: Proactively Limit Risk in OT Networks

To stay competitive, organizations are connecting OT environments to their IT networks. In most instances, IT and OT convergence is planned and strategic to an organization. Although IT and OT integration is becoming a strategic initiative, it also is increasing the likelihood of OT breaches. Experience suggests that a cybersecurity breach is less a matter of “if” than “when.” Even though breaches cannot be stopped 100% of the time, they can be limited through network segmentation, detected faster through traffic analysis, and minimized in frequency through identity and access management, and wired and wireless access control. Following these best practices can greatly reduce the cost and potential downtime if an attacker is able to get a foothold in an OT network.



¹ ["Fortinet 2019 Operational Technology Security Trends Report: An Update on the Threat Landscape for ICS and SCADA Systems,"](#) Fortinet, May 8, 2019.

² ["2021 State of Operational Technology and Cybersecurity Report,"](#) Fortinet, May 26, 2021.

³ Ibid.

⁴ ["ISA Standards: Numerical Order,"](#) International Society of Automation, accessed June 7, 2021.

⁵ ["2021 State of Operational Technology and Cybersecurity Report,"](#) Fortinet, May 26, 2021.

⁶ Ibid.



www.fortinet.com

Copyright © 2021 Fortinet, Inc. All rights reserved. Fortinet®, FortiGate®, FortiCare® and FortiGuard®, and certain other marks are registered trademarks of Fortinet, Inc., and other Fortinet names herein may also be registered and/or common law trademarks of Fortinet. All other product or company names may be trademarks of their respective owners. Performance and other metrics contained herein were attained in internal lab tests under ideal conditions, and actual performance and other results may vary. Network variables, different network environments and other conditions may affect performance results. Nothing herein represents any binding commitment by Fortinet, and Fortinet disclaims all warranties, whether express or implied, except to the extent Fortinet enters a binding written contract, signed by Fortinet's General Counsel, with a purchaser that expressly warrants that the identified product will perform according to certain expressly-identified performance metrics and, in such event, only the specific performance metrics expressly identified in such binding written contract shall be binding on Fortinet. For absolute clarity, any such warranty will be limited to performance in the same ideal conditions as in Fortinet's internal lab tests. Fortinet disclaims in full any covenants, representations, and guarantees pursuant hereto, whether express or implied. Fortinet reserves the right to change, modify, transfer, or otherwise revise this publication without notice, and the most current version of the publication shall be applicable.