



Doing data differently





Company Overview

Helping the global financial community make informed decisions through the provision of comprehensive, accurate, timely and affordable securities and economic data services

With more than 30 years' experience, we offer comprehensive and accurate securities reference, corporate actions and pricing data for derivatives, equities, fixed income, and investment funds around the globe. We also cover economic data extensively.

We understand how crucial financial and economic data is and take a different approach as to how we proceed:

- We do not rent data, we sell it
- We do not have onerous redistribution rules
- We customize our services to meet your needs
- We cover all countries – no matter how large or small
- Finally, we offer competitive prices

As a result of our on-going commitment to providing cost-effective and innovative data solutions, while ensuring the highest standards, EDI has achieved the internationally recognized quality and security certifications ISO 9001 and ISO 27001.

Headquartered in the United Kingdom, we have operations in Australia, Canada, Germany, India, Morocco, South Africa, and in the United States.

Our Support Team is available on +44 (0) 207 324 0020, 24 hours a day, Monday to Friday and are closed on Christmas and New Year's Day.



Contents

Introduction To Foreign Ownership Limitations.....	4
Product Description	4
Foreign Investment Details.....	4
Delivery	5
Data Sample	5
Field Coverage For Exchanges.....	7
Exchange Coverage	11

Introduction to Foreign Ownership Limitations

Foreign Ownership Limitations covers the limits on the amount a foreign firm or individual can invest in a business in another country through buying shares. This information is used by index providers in determining the “free float”.

Monitored daily, the service comprises over **53 countries** with updates from 2019.

Product Description

Coverage - **53** countries, **42** fields, **63** Exchanges covered.

Foreign Investment Details

Foreign Investors

A Foreign investor can be either a natural person or a corporation/company, who have made an investment in business interests located in another country.

Total number of stocks held directly by foreigners.

It indicates the total number of shares held by foreign stockholders in a company.

Direct holding ratio by foreigners

The foreign investors' holding ratio is ratio in between the total number of stocks held by the foreigners and total number of outstanding shares issued by the company.

Upper limit on foreign investment

Upper limit on foreign investment is the maximum investment level allowed by the government to the foreign person/company.


Delivery



The information can be loaded into internal systems that allow trading and settlement engines to accurately calculate whether a transaction will breach the limits.

Files are available in:

- TXT format

Data Sample

 FOL - Reference : Edit Form * - Indicates Mandatory Fields

ISIN ⓘ <input type="text" value="AEP000201019"/>  *	MIC Code ⓘ <input type="text" value="XADS"/> ▼ *
Country ⓘ <input type="text" value="United Arab Emirates"/> ▼ *	Issuer Name ⓘ <input type="text" value="PALMS SPORTS PRJSC"/> *
Local Code ⓘ <input type="text" value="PALMS"/>	Exchange Ticker ⓘ <input type="text" value="AEADSM"/> *
Shares outstanding ⓘ <input type="text" value="150000000"/>	Issued Shares ⓘ <input type="text" value="N/A"/>
Par Value ⓘ <input type="text" value="1"/>	Currency ⓘ <input type="text" value="AED"/> ▼
Sector ⓘ <input type="text" value="Consumer Discretionary"/>	Exchange ⓘ <input type="text" value="Abu Dhabi Securities Exchange"/> ▼ *
Effective date ⓘ <input type="text" value="2023-11-08"/>  *	

 FOL - Foreign Investor : Edit Form * - Indicates Mandatory Fields

Foreign Investor ID

13180714 *

Foreign Investors ⓘ

N/A *

Current Holding by FI % ⓘ

0.034274

Current Holding by Arab % ⓘ

0.000261

Ceiling for Arab % ⓘ

0.49

Ceiling for NVDR % ⓘ

N/A

Sectoral Cap ⓘ

N/A

Note**Reference ID** ⓘ

12130980 *

Shares Currently Held by FI ⓘ

5181000

Aggregate Ceiling % ⓘ

0.49

Current Holding by GCC % ⓘ

0.000005

Ceiling for GCC % ⓘ

0.49

Individual Ceiling % ⓘ

N/A

Govt Approved Aggregate Permissible Limit ⓘ

N/A

Exchange Name	Reference ID	Reference Act time	Reference Act flag	Foreign ID	Foreign Act time	Foreign Act Flag	Country of Incorporation	Country 2 Code	Country	Country Numeric	Region	Country 3 Code	Currency Code	Currency Numeric	Currency	Issuer Name	ISIN	Local Code	Exchange	Issued Shares	Share Outstanding	Par Value	Effective Date	MIC	Operating Mic	OS Flag	Exchange Ticker	Par Value Currency	Sector	Foreign Investors	Shares Currently held by	Current Holding by FI	Aggregate Ceiling	Current Holding by Arab	Current Holding by GCC	Ceiling for Arab	Ceiling for GCC	Ceiling for NVDR	Individual Ceiling	Sectoral Caps	Govt Approved Aggregate Permissible Limit	Notes			
Nasdaq Stock Market	x	x	x	x	x	x	x	x	x	x	x	x	x	x	x	x	x	x	x		x	x	x	x	x	x	x	x			x							x							
New York Stock Exchange	x	x	x	x	x	x	x	x	x	x	x	x	x	x	x	x	x	x	x		x	x	x	x	x	x	x	x			x								x						
Singapore Exchange	x	x	x	x	x	x	x	x	x	x	x	x	x	x	x	x	x	x	x		x		x	x	x	x	x	x			x											x			
Toronto Stock Exchange	x	x	x	x	x	x	x	x	x	x	x	x	x	x	x	x	x	x	x		x	x	x	x	x	x	x	x			x								x				x		
TSX Venture Exchange	x	x	x	x	x	x	x	x	x	x	x	x	x	x	x	x	x	x	x		x		x	x	x	x		x															x		
Warsaw Stock Exchange	x	x	x	x	x	x	x	x	x	x	x	x	x	x	x	x	x	x	x		x	x	x	x	x	x	x	x			x														
Zagreb Stock Exchange	x	x	x	x	x	x	x	x	x	x	x	x	x	x	x	x	x	x	x		x	x	x	x	x	x	x	x			x														
National Stock Exchange	x	x	x	x	x	x	x	x	x	x	x	x	x	x	x	x	x	x	x		x	x	x	x	x	x	x	x			x											x	x	x	
Metropolitan Stock Exchange	x	x	x	x	x	x	x	x	x	x	x	x	x	x	x	x	x	x	x		x	x	x	x	x	x	x	x			x												x	x	x
Nasdaq Nordic Iceland	x	x	x	x	x	x	x	x	x	x	x	x	x	x	x	x	x	x	x		x	x	x	x	x	x	x	x			x														

Exchange Coverage

Africa

Country	Exchange	MIC	Frequency
Egypt	Egyptian Exchange	XCAI	Quarterly
Ghana	Ghana Stock Exchange	XGHA	Monthly
Tunisia	Tunis Stock Exchange	XTUN	Weekly
Zimbabwe	Zimbabwe Stock Exchange	XZIM	Annually

Asia

Country	Exchange	MIC	Frequency
Cambodia	Cambodia Securities Exchange	XCSX	Annually
Bangladesh	Dhaka Stock Exchange	XDHA	Monthly
Bangladesh	Chittagong Stock Exchange	XCHG	Monthly
Bhutan	Royal Securities Exchange of Bhutan	RSEB	Annually
Indonesia	Indonesian Stock Exchange	XIDX	Daily
India	Bombay Stock Exchange	XBOM	Daily
Japan	Tokyo Stock Exchange	XJPX	Daily
South Korea	Korea Stock Exchange	XKRX	Daily
Kazakhstan	Kazakhstan Stock Exchange	XKAZ	Quarterly
Sri Lanka	Colombo Stock Exchange	XCOL	Daily
Laos	Laos Securities Exchange	XLAO	Daily
Philippines	Philippines Stock Exchange	XPHS	Monthly
Thailand	Stock Exchange of Thailand	XBKK	Daily
Taiwan	Taipei Exchange	ROCO	Daily
Taiwan	Taiwan Stock Exchange	XTAI	Daily
Vietnam	Hochiminh Stock Exchange	XSTC	Daily

Vietnam	Hanoi Stock Exchange	HSTC	Daily
Hong Kong	Hong Kong Stock Exchange	XHKG	if & when
Singapore	Singapore Exchange	XSES	if & when
China	Shanghai Stock Exchange	XSHG	Daily/ Monthly/if & when
China	Shenzhen Stock Exchange	XSHE	Daily/ Monthly
India	National Stock Exchange of India Limited	XNSE	Daily
India	Metropolitan Stock Exchange	MCXX	Daily

Europe

Country	Exchange	MIC	Frequency
Finland	Nasdaq Nordic Helsinki	XHEL	Monthly
Macedonia	Macedonian Stock Exchange	XMAE	Monthly
Serbia	Belgrade Stock Exchange	XBEL	Monthly
Belgium	Euronext Brussels	XBRU	if & when
Denmark	Nasdaq Nordic Copenhagen	XCSE	Annually - if & when
Germany	Frankfurt Stock Exchange	XFRA	Annually
Ireland	Euronext Dublin	XDUB	Annually
Netherlands	Euronext Amsterdam	XAMS	if & when
Portugal	Euronext Lisbon	XLIS	if & when
United Kingdom	London Stock Exchange	XLON	Monthly/Annually/if & when
Iceland	Nasdaq Nordic Iceland	XICE	if & when
Poland	Warsaw Stock Exchange	XWAR	if & when
Norway	Oslo Bors	XOSL	Annually
Greece	Athens Exchange	ASEX	If & when
Slovenia	Ljubljana Stock Exchange	XLJU	If & when
Croatia	Zagreb Stock Exchange	XZAG	If & when

Lithuania	Nasdaq Baltic Vilnius	XLIT	If & when
Sweden	Nasdaq Nordic Stockholm	XSTO	Annually – If & when

Middle East

Country	Exchange	MIC	Frequency
United Arab Emirates	Abu Dhabi Securities Exchange	XADS	Daily
United Arab Emirates	Dubai Financial Market	XDFM	Daily
United Arab Emirates	Nasdaq Dubai	DIFX	Daily
Bahrain	Bahrain Bourse	XBAH	Annually
Jordan	Amman Stock Exchange	XAMM	Monthly
Kuwait	Kuwait Stock Exchange	XKUW	Weekly
Oman	Muscat Securities Market	XMUS	Daily
Qatar	Qatar Exchange	DSMD	Daily
Saudi Arabia	Saudi Stock Exchange	XSAU	Daily
Syria	Damascus Securities Exchange	XDSE	Daily

Oceania

Country	Exchange	MIC	Frequency
Australia	Australian Securities Exchange	XASX	Annually - if & when
Fiji	South Pacific Stock Exchange	XSPS	Annually
New Zealand	NZX	XNZE	Annually - if & when

North America

Country	Exchange	MIC	Frequency
United States	New York Stock Exchange	XNYS	if & when
United States	NASDAQ Stock Market	XNAS	if & when
Canada	TSX Venture Exchange	XTSX	if & when
Canada	Toronto Stock Exchange	XTSE	if & when

South America

Country	Exchange	MIC	Frequency
Brazil	Brazil Stock Exchange	BVMF	if & when



Customization

EDI is proud to offer the most effective and efficient solutions tailored to meet each individual customer's needs. We offer a range of customization options including:

- Delivery-based solutions to complement existing client infrastructure.
- Content delivered at the geographical or portfolio holding level.
- Feeds delivered in various formats, field content and integrated client level data items.

EDI uses its extensive data research expertise to source, scrub and integrate new client specified data items with existing products and services. For instance, a request from a multinational investment bank to source the DR universe and map it against its underlying share portfolio ultimately led to the development of EDI's successful Depository Receipt Database.

In addition, EDI was the first vendor to successfully launch an ISO 15022 Corporate Action Messaging feed. This enables customers to reduce costs and increase efficiency by removing the need for multiple feed handlers.

Support

Customer Support

Monday - Friday
Open 24 hours

Saturday
Support Coverage ends 8am
(GMT)

Sunday
Support Coverage resumes at
11pm (GMT)

**Support Coverage is not
available**
Saturday 8am to Sunday 11pm

Call +44 207 324 0020

Email: support@exchange-data.com

Customer support is closed on Christmas and New Year's Day.

We aim to acknowledge all queries within an hour of receipt and answer queries within 24 hours where possible.

We will send a progress report if a query is not resolved within that timeframe. We resolve around 95% of customer queries within 24 hours.

All queries sent to our Support department are filtered and dispatched to the relevant department. An IT staff member is engaged in the communication process to resolve complicated technical issues.



Contact Information

United Kingdom - Headquarters

5 Highgate Road,
London, NW5 1JY
Telephone: +44 207 324 0020

Jonathan Bloch

Chief Executive Officer
Cell: +44 7785 550 043
Email: j.bloch@exchange-data.com

Andrew Sabourin

Head of Sales - UK, Europe and Asia
Work: +44 207 324 0048 **Cell:** +44 7931 906 569
Email: a.sabourin@exchange-data.com

Robin Newton

Business Development Manager
Cell: +44 7545 428 552
Email: r.newton@exchange-data.com

Ian Sissons

Business Development Manager
Cell: +44 (0)7900 003832
Email: i.sissons@exchange-data.com

United States

Exchange Data International Inc
1250 Front Street, no. 260 Binghamton,
NY 13901, USA
Telephone: +1 607 238 4438

Nora Cervara

Head of Sales - North America
Cell: +1 732 670 - 1935
Email: n.cervara@exchange-data.com

William Cowen

Business Development Manager
Cell: +1 267-670-2443
Email: w.cowen@exchange-data.com

John Kirk

Business Development Manager
Cell: +1 908-768-7815
Email: j.kirk@exchange-data.com

South Africa

PO Box 2176
Cape Town 8000

Ilze Gouws

Head of Economic Data & Sales
Cell: +27 (0) 82 782 3750
Email: i.gouws@exchange-data.com

Morocco

ILot I.12
Founty Imm Founty Plaza, 1er étage,
Agadir 80650
Telephone: +212 528 290 255

Samy Rajendran

Director, International Business Strategy
Cell: +44 7517 857 896
Email: p.rajendran@exchange-data.com

Other Locations

(Incl. Austria, Bulgaria, Croatia, Czech Republic, Estonia, Germany, Hungary, Latvia, Lithuania, Moldova, Poland)

Michael Abraham

Business Development Manager
Cell: +49 160 7188 340
Email: m.abraham@exchange-data.com