


### Dashboard

as of **6 June 2022**

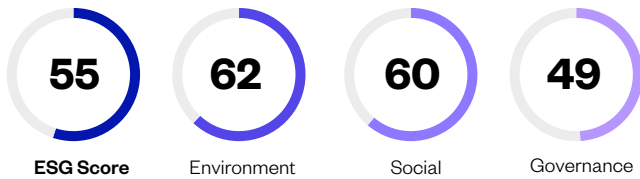
The ETF has a score confidence of **High** as 99% of its market value is scored by ESG book.



<b>Country:</b>	US
<b>Fund Currency:</b>	USD
<b>Listing Currency:</b>	USD
<b>Number of Holdings:</b>	75

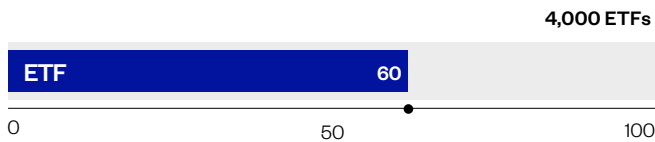
### ESG Score

**ESG Score (0-100)** - identifies companies that are better positioned to outperform over the long-term by measuring what is financially material for future profitability.



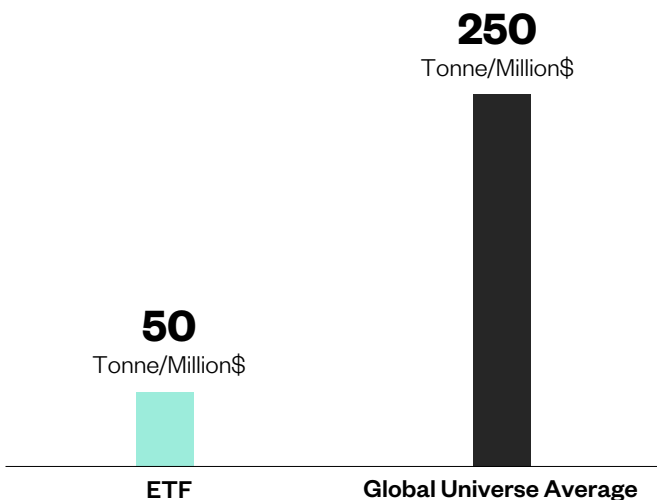
### ESG Score Global Percentile

The fund sits in the **60th Percentile** rank for global ETFs within a universe of 4,000+ ETFs scored by ESG Book.



### Emissions Intensity Ratio

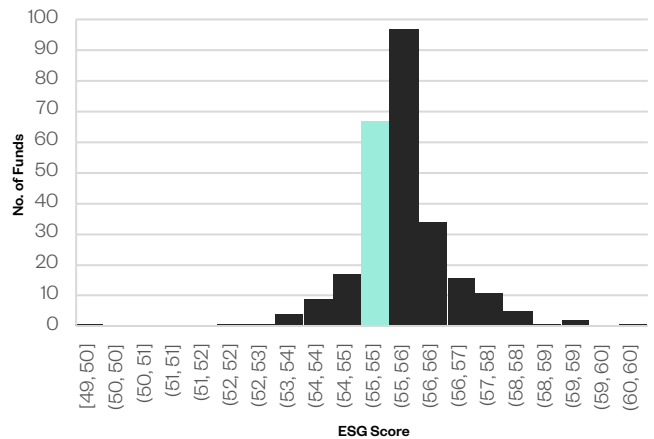
The Weighted Average Emissions Intensity Ratio of the Fund, detailing the amount of economic contribution of the fund compared to its climate impact.



### ESG Score Peer Group

**Peer Group** - Based on geography, category, focus, and niche - the ETF ranks 108 out of 267 funds.

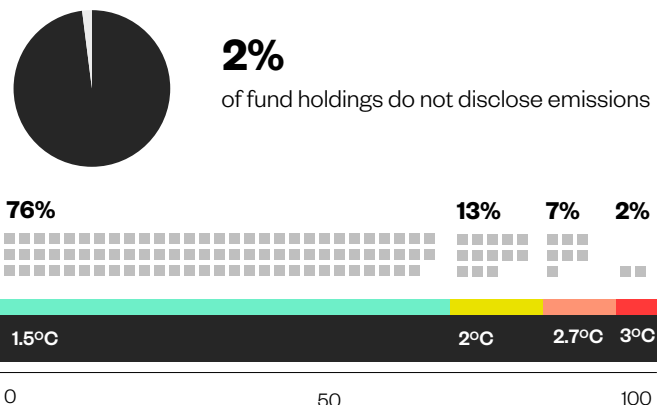
Ranked **108** out of **267** funds



### Temperature Score Distribution

The ETF has 89% of its market value aligned with the Paris Agreement. Only 2% of holdings do not disclose their emissions.

**89%** aligned with the Paris Agreement




as of **6 June 2022**

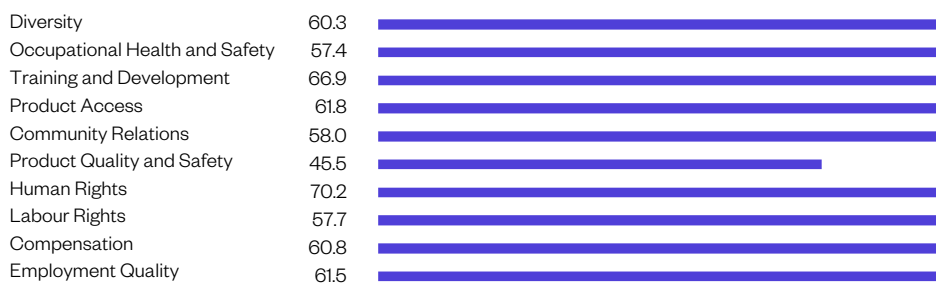
### ESG Feature Performance

The chart below shows the ETF's sustainability topic performance across the Environment, Social and Governance dimensions.

#### Environmental



#### Social



#### Governance



### ESG Sector Performance

The below charts shows that the Consumer non-durables sector displays on average the best ESG performance and the Communications sector on average has the poorest performance.

