




Fabrics Configuration And Routing

Copyright © 2023 DMTF



Redfish

www.dmtf.org



Agenda

- Fabric configuration and routing
 - Fabric model hierarchy
 - Zones
 - Address pools
 - Connections

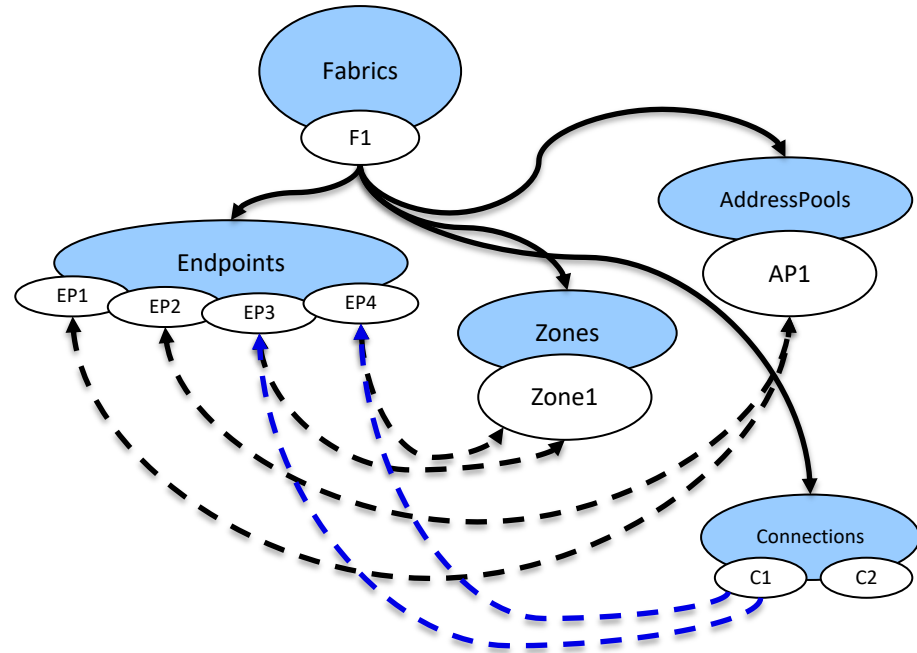


Fabric Model Resources

- Switches, ports, and adapters are used to model physical topology
- Zones and address pools are used to control routing in a fabric
- Connections are used to control access rules for fabric connected devices

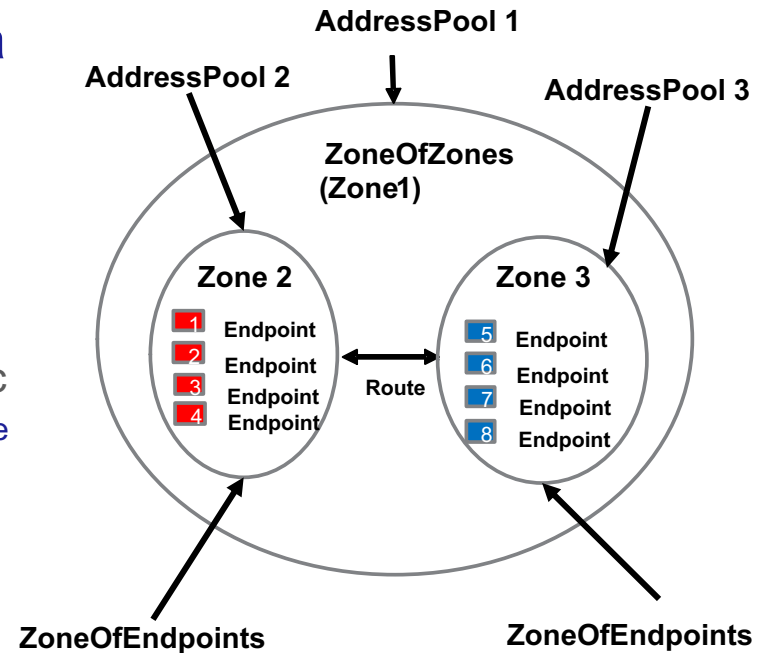
Fabric Zones, Connections, Address Pools

- Represents the customer intent of the fabric
 - Provides mechanisms to constrain traffic in the fabric
 - Defined by a fabric administrator
 - Models which endpoints can communicate with other endpoints



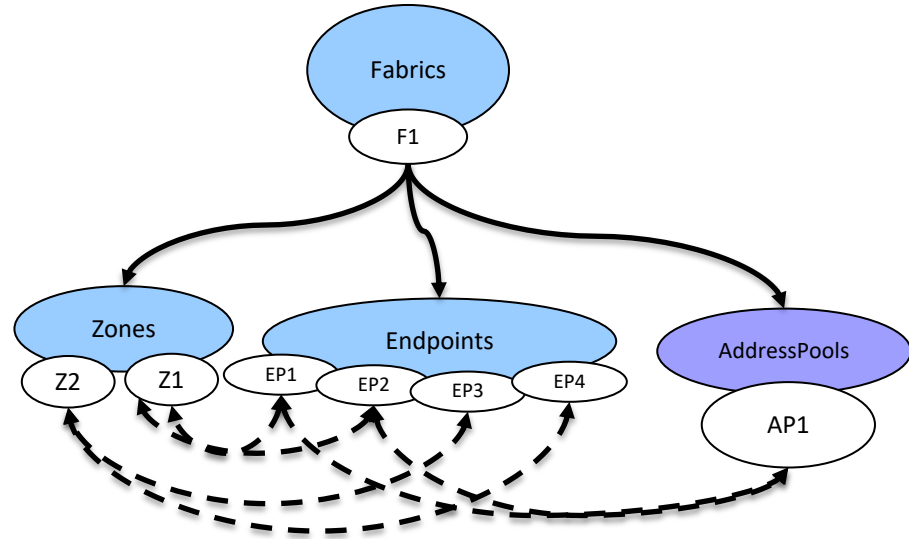
Fabric Zones

- Expresses routing constraints in a fabric
 - Provides isolation of groups of endpoints
 - Enables multi-tenant access on the fabric
 - Communication is limited to the zone
 - “Default zone” defined for entire fabric
 - New endpoints are added to the default zone
 - Zone of zones
 - Fabrics can provide zone-to-zone connectivity via zone of zones
 - Allows for scalability for large fabrics
 - Can only contain zones of endpoints



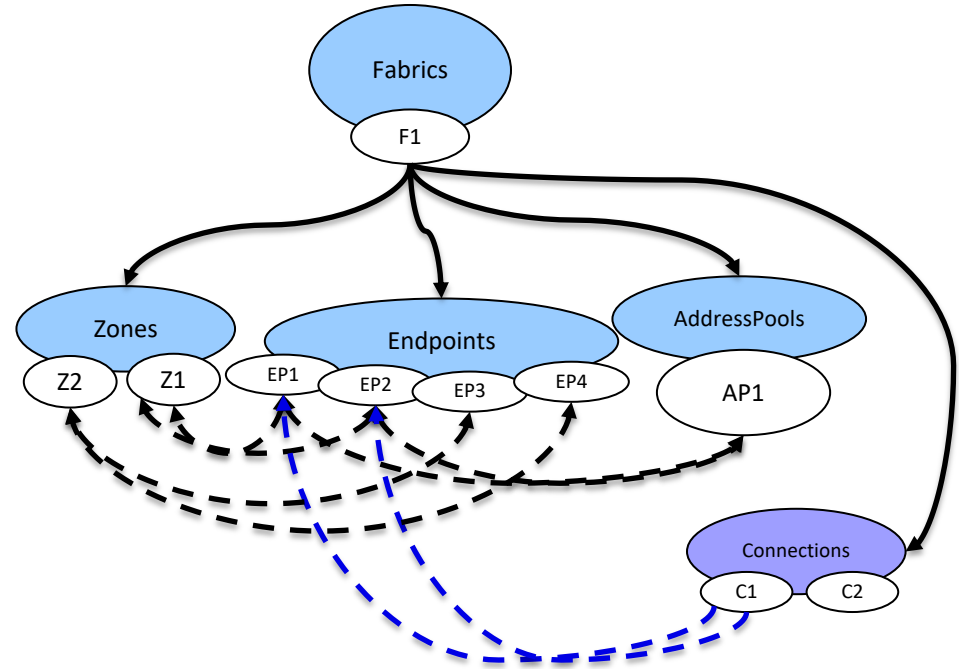
Fabric Address Pools

- Constrains control plane-specific pools of addresses and configuration
 - Example: In Ethernet fabrics, address pools can contain subnet, default gateway, VLAN, BGP underlay, and EVPN information
- Can be applied to entire fabric or specific zones



Fabric Connections

- Contains access permissions for resources once endpoints establish a communication channel
- Connections are between initiators and targets, or groups
- Does not define routing between the endpoints



Example Zone

```
"Id": "Zone1",  
"Status": {  
  "State": "Enabled",  
  "Health": "OK"  
},
```

```
"ZoneType": "ZoneOfEndpoints",  
"DefaultRoutingEnabled": true,
```

```
"Links": {
```

```
  "Endpoints": [  
    { "@odata.id": "/redfish/v1/Fabrics/GenZ/Endpoints/1" },  
    { "@odata.id": "/redfish/v1/Fabrics/GenZ/Endpoints/2" },  
    { "@odata.id": "/redfish/v1/Fabrics/GenZ/Endpoints/3" }  
  ],
```

```
  "AddressPools": [  
    {  
      "@odata.id": "/redfish/v1/Fabrics/GenZ/AddressPools/AP1"  
    }  
  ]  
},
```

Traffic routing is enabled between the endpoints in this zone

Zone type is "ZoneOfEndpoints"; routing between nodes within the zone is enabled

Endpoints participating in this zone

Addressing constraints for this zone

Example Address Pool

```
"Id": "AP1",
  "Name": "AddressPool 1",
  "Status": {
    "State": "Enabled",
    "Health": "OK"
  },
  "Ethernet": {
    "IPv4": {
      "VLANIdentifierAddressRange": {
        "Lower": 1,
        "Upper": 100
      },
      "FabricLinkAddressRange": {
        "Lower": "192.168.1.1",
        "Upper": "192.168.3.254"
      },
      "SystemMACRange": {
        "Lower": "AA:BB:CC:DD:EE:00",
        "Upper": "AA:BB:CC:DD:EE:FF"
      }
    }
  }
}
```

All endpoints within this address pool must conform with the constraints provided in this address pool

Ethernet fabric; IPv4 addressing constraints

Upper and lower bounds for VLAN IDs

Constraints on system MAC IDs

Example Connection

Endpoint 5 is allowed to read or write the memory chunk provided by endpoint 4

```
"Id": "24",
"Name": "Connection 24",
"ConnectionType": "Memory",
"MemoryChunkInfo": [
  {
    "MemoryChunk": { "@odata.id": "/redfish/v1/Chassis/GenZ/MemoryDomains/2/MemoryChunks/1" },
    "AccessCapabilities": [
      "Read",
      "Write"
    ],
    "AccessState": "Optimized"
  }
],
"Links": {
```

Connection type and resource info

Connected resource and access information

```
"InitiatorEndpoints": [
  { "@odata.id": "/redfish/v1/Fabrics/GenZ/Endpoints/5" }
],
"TargetEndpoints": [
  { "@odata.id": "/redfish/v1/Fabrics/GenZ/Endpoints/4" }
]
```


Initiator and target endpoints affected by this connection



Thank you!

**For more information,
visit us online at
dmtf.org**

**Visit the
Redfish Developer Hub at
redfish.dmtf.org**



Redfish