



Distr.
LIMITED
LC/CE.17/3
2 October 2018
ENGLISH
ORIGINAL: SPANISH
18-00867

REPORT ON THE PRIORITIZATION OF INDICATORS FOR REGIONAL
STATISTICAL FOLLOW-UP TO THE SUSTAINABLE DEVELOPMENT GOALS
IN LATIN AMERICA AND THE CARIBBEAN

Statistical Coordination Group for the 2030 Agenda in Latin America
and the Caribbean of the Statistical Conference of the Americas of ECLAC



Contents

A. Objectives and scope of the work.....	5
B. Background.....	5
C. First face-to-face meeting of the Statistical Coordination Group for the 2030 Agenda in Latin America and the Caribbean	9
D. Work programme adopted by the Statistical Coordination Group for the 2030 Agenda in Latin America and the Caribbean	9
E. Prioritized set of indicators	10
F. Conclusions and next steps	12
Annex A1	21

A. Objectives and scope of the work

This document describes the work done by the countries comprising the Statistical Coordination Group for the 2030 Agenda in Latin America and the Caribbean of the Statistical Conference of the Americas of the Economic Commission for Latin America and the Caribbean (ECLAC), together with ECLAC in its capacity as technical secretariat, to establish a prioritized set of indicators for monitoring the 2030 Agenda for Sustainable Development from a regional perspective.

The objective of this work was to define a core set of priority indicators which would:

- Take into account regional specificities, thereby complementing the official global indicator framework for the Sustainable Development Goals;
- Contribute to prioritizing measurement efforts and to effectively coordinating horizontal, regional and international cooperation efforts to progress towards closing gaps in statistical capacities; and
- Serve for reporting the progress made by the countries of the region towards achieving the targets of the Sustainable Development Goals (SDGs).

B. Background

The region's countries, together with ECLAC as technical secretariat, have consolidated the Statistical Conference of the Americas as the appropriate forum for cooperation, coordination and harmonization of work in the field of official statistics. The Conference has thus become the natural arena for all matters related to the statistical monitoring of the 2030 Agenda for Sustainable Development at the regional level.

Accordingly, in a symbolic and pioneering step, the countries of the region established the Statistical Coordination Group for the 2030 Agenda in Latin America and the Caribbean, within the framework of the Statistical Conference of the Americas, to coordinate activities and represent the region in global forums.

The Statistical Coordination Group comprises 10 countries of the region that participate in global mechanisms for defining methodological aspects of the SDG indicators (the Inter-Agency and Expert Group on Sustainable Development Goal indicators) and for designing mechanisms to close the gaps in countries' statistical production (High-level Group for Partnership, Coordination and Capacity-Building for Statistics for the 2030 Agenda for Sustainable Development).

Also in the framework of the Statistical Conference of the Americas —at its eighth meeting— the countries requested that ECLAC, in its capacity as technical secretariat, prepare a proposal for a regional framework of indicators for monitoring the Sustainable Development Goals in Latin America and the Caribbean, to be presented at the ninth meeting of the Conference. This specifically reflected the provisions of resolution A/RES/71/313 of the General Assembly, in which it adopts the global indicator framework for the Sustainable Development Goals and calls for it to be complemented by indicators at the regional and national levels, which will be developed by Member States.

Further to the request made by the countries, at the ninth meeting of the Conference, held in Aguascalientes, Mexico, in November 2017, ECLAC presented the document *Proposal on a regional framework of indicators for monitoring the Sustainable Development Goals in Latin America and the Caribbean*.¹

¹ LC/CEA.9/4.

The proposal prepared by the technical secretariat was intended as a non-binding, aspirational reference framework for the region's statistical community to generate more good-quality, comparable information. It was intended to prioritize both measurement efforts (taking into account the challenges linked to methodological and operational aspects, and to measurement instruments) and to achieve effective and fruitful coordination of efforts for horizontal, regional and international cooperation to close gaps in statistical capacities and leave no one behind, as also reflected in the spirit of the joint work carried out by the statistical community of the Conference.

The proposal focused on addressing the critical obstacles to sustainable development of the region, in their sociodemographic, economic and environmental dimensions, and considered a total of 307 indicators (including those repeated) for discussion and analysis. Of these, 143 were from the global indicator framework, 135 were regional complementary indicators and 29 were regional proxy indicators, focusing on region-specific statistical follow-up to sustainable development challenges.

The Conference asked the Statistical Coordination Group to review the proposal, as well as the global framework indicators not included in it, in order to agree upon a core set of prioritized SDG indicators for the region. Since then, the countries of the Statistical Coordination Group and the technical secretariat have worked in a coordinated manner to make progress in reviewing the list originally submitted.

1. The review of the proposal and prioritization of indicators

In December 2017, the technical secretariat sent the member countries of the Statistical Coordination Group a matrix of indicators for detailed analysis. The matrix contained the 307 indicators included in *Proposal on a regional framework of indicators for monitoring the Sustainable Development Goals in Latin America and the Caribbean*, plus the 102 indicators of the global framework that had not been included in the initial proposal. The secretariat also sent the countries reference material to facilitate the review of the indicators, including lists of indicators for monitoring other commitments adopted by member States of the region and thematic indicators regularly used by specialized agencies, funds and programmes of the United Nations.

The reference frameworks included were:

- Key Sustainable Development Goal indicators for the Caribbean.
- Indicators of the Montevideo Consensus on Population and Development.
- Strategic gender indicators agreed upon by the Regional Conference on Women in Latin America and the Caribbean.
- Indicators of the Latin American and Caribbean Initiative for Sustainable Development (ILAC).
- SDG indicators relating to children (United Nations Children's Fund (UNICEF)).
- Global and thematic indicators for the monitoring and review of SDG 4 and the Education 2030 Framework for Action (United Nations Educational, Scientific and Cultural Organization (UNESCO)).
- *Core indicators: Health Situation in the Americas* (Pan American Health Organization (PAHO)).

In addition, the matrix included information for each of the indicators concerning:

- Tier classification at the global level.
- Data availability at the national level (results of self-assessment of national statistical capacities for the production of SDG indicators).²
- Data availability at the global level (Global SDG Indicators Database managed by the United Nations Statistics Division (UNSD)).

The mapping exercise that followed was conducted between December 2017 and April 2018.

In order to ascertain the views and appreciations of the countries, each country was requested to review the proposal and analyse each of the proposed indicators with a view to:

- adopting it as it stood;
- proposing adjustments (specific breakdowns or clarifications of formulation);
- removing it or proposing a replacement; or
- proposing new indicators.

It was further suggested that each country indicate the regional priority it would afford each indicator, using a score from 0 (not a priority) to 4 (a high priority). Although the request was addressed to the national statistical offices, they consulted widely across their respective national statistical systems, in some cases also involving the agencies responsible for the implementation of the 2030 Agenda for Sustainable Development.

At the end of the review period, responses were obtained from 6 of the 10 member countries of the Statistical Coordination Group. The technical secretariat performed a frequency distribution analysis of these results to ascertain the priorities common to all the countries and the weighting of consensus on different issues relevant to the region. Analysis of the frequency distribution of the scores afforded by the countries to each indicator produced the following four groups of indicators:

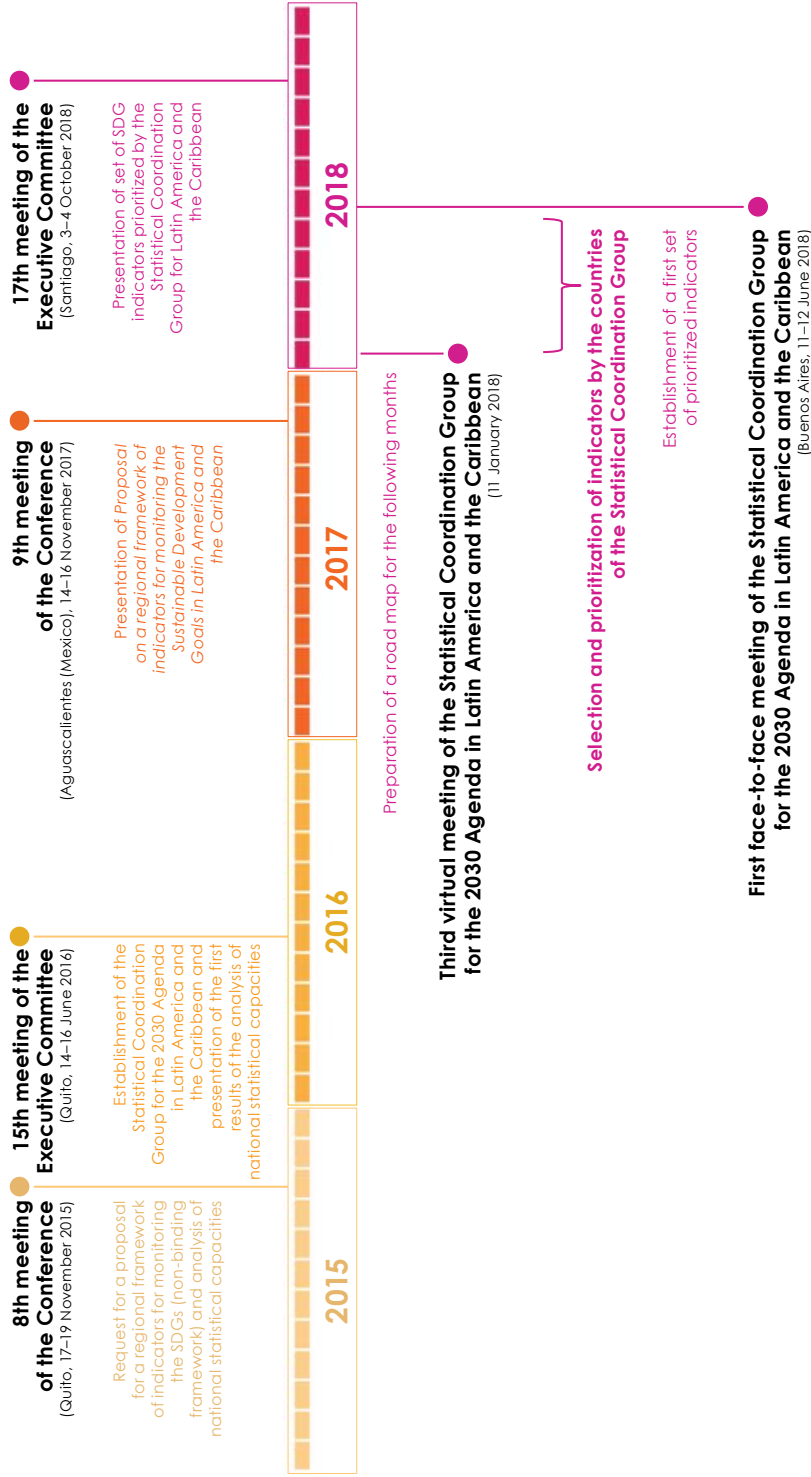
- Group 1: indicators with average scores of 3.2 or over.
- Group 2: indicators with average scores of 2.4 or over and under 3.2.
- Group 3: indicators with average scores of 1.6 or over and under 2.4.
- Group 4: indicators with average scores under 1.6.

In order to broaden group 1 to include more themes relevant to the region and provide more coverage for all the SDGs, an expanded group 1 was established, made up of all indicators with average scores of 3 or more.

The results of this prioritization exercise were shared with the member countries of the Statistical Coordination Group for the 2030 Agenda in Latin America and the Caribbean and analysed at the Group's first face-to-face meeting, held in Buenos Aires in June 2018. The discussions during the meeting were based on expanded group 1.

² National statistical capacities questionnaire for the production of the SDG indicators in Latin America and the Caribbean.

Diagram 1
Process of arriving at a prioritized set of indicators for regional monitoring of the Sustainable Development Goals in Latin America and the Caribbean



Source: Economic Commission for Latin America and the Caribbean (ECLAC), Statistics Division.

C. First face-to-face meeting of the Statistical Coordination Group for the 2030 Agenda in Latin America and the Caribbean

The first face-to-face meeting of the Statistical Coordination Group for the 2030 Agenda in Latin America and the Caribbean was organized by the Statistics Division of ECLAC, in its capacity as technical secretariat of the Group. Financing was provided for the activity by the United Nations Development Account Programme for Statistics and Data and it was held on 11 and 12 June 2018, at the ECLAC office in Buenos Aires.

The purpose of the meeting was to move forward jointly on the review of the proposed regional framework of indicators for SDG monitoring which, pursuant to resolution 10(IX) of the ninth meeting of the Conference, would be presented at the seventeenth meeting of the Executive Committee of the Statistical Conference of the Americas of ECLAC, based on the results of the prioritization exercise conducted by the member countries of the Statistical Coordination Group. At subsequent meetings, the Group analysed the results of the prioritization exercise in detail for each SDG.

An agenda was established for this work, involving representatives of the 10 countries of the region comprising the Statistical Coordination Group for the 2030 Agenda in Latin America and the Caribbean, one observer country and representatives of ECLAC, in its capacity as secretariat of the Group. These meetings were also attended by representatives of the United Nations Population Fund (UNFPA), the United Nations Entity for Gender Equality and the Empowerment of Women (UN-Women) and the United Nations Children's Fund (UNICEF), on behalf of the regional coordination mechanism for Latin America and the Caribbean of the funds, programmes and specialized agencies of the United Nations. In total, this process involved 20 professionals: 13 country representatives, 4 representatives of the Statistics Division of ECLAC and 3 representatives of other United Nations agencies.

During the sessions at the face-to-face meeting, the Group discussed the indicators included in SDG 1 to SDG 12. The indicators for SDG 13 through to SDG 17 were discussed at a virtual meeting held on 19 July 2018, which completed the review, analysis and selection of priority indicators for the regional framework.

The meeting was arranged to enable the representatives of the participating countries to argue for or against keeping particular indicators in the initial prioritized set, and adding other indicators to this core set or not. The agencies representing the regional coordination mechanism set out the reasons why they suggested including certain indicators that had been left out of the prioritized set.

The outcome reflects a broad consensus among all stakeholders represented at the meeting.

D. Work programme adopted by the Statistical Coordination Group for the 2030 Agenda in Latin America and the Caribbean

As a result of the meetings held by the Statistical Coordination Group, a programme of work was established for the selection of indicators for regional monitoring and follow up of the 2030 Agenda.

This plan included a core set made up of 154 prioritized indicators (set 1), as well as two sets of indicators (set 2 and set 3) that would be addressed at different stages as decided by the Conference.

The inclusion (or not) of indicators in the prioritized set was based on the regional relevance of the indicator, its inclusion in other monitoring frameworks and the feasibility of its production by the countries. Although the availability of information was an important consideration, the prioritized indicators are not necessarily

the ones for whose calculation the information already exists. Rather, many of them reflect areas in which efforts must be pooled to make progress in developing methodologies, promoting technical assistance and fostering horizontal cooperation.

Set 2 is made up of 143 indicators that were initially prioritized with a score of between 2.2 and 3, plus those which the Statistical Coordination Group considered should be addressed in the second phase of the work.

Set 3 consists of 112 prioritized indicators with a score below 2.2, to be included in a third phase.

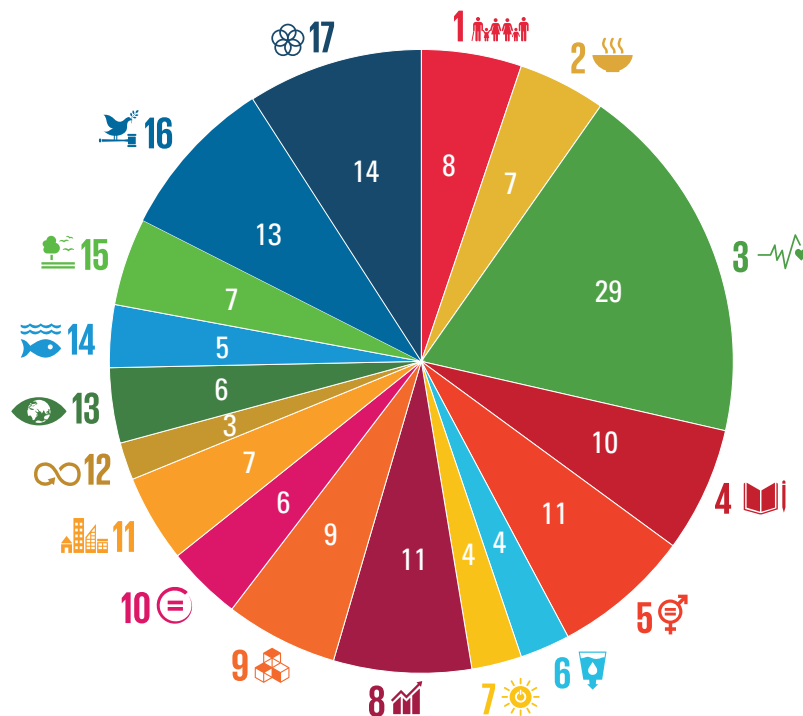
Figure 4 shows the three sets and the number of indicators per Goal. Annex 1 contains tables showing the results per indicator for the three sets.

E. Prioritized set of indicators

The prioritized set of indicators is made up of 154 indicators, of which 120 are from the global indicator framework for the Sustainable Development Goals, 30 are complementary indicators and 4 are proxy indicators.

The 154 indicators cover the 17 Sustainable Development Goals and 94 of the 169 targets that are part of the official global indicator framework (see figure 1).

Figure 1
Set of indicators prioritized by the Statistical Coordination Group for the 2030 Agenda in Latin America and the Caribbean
(Number of indicators selected per Sustainable Development Goal)



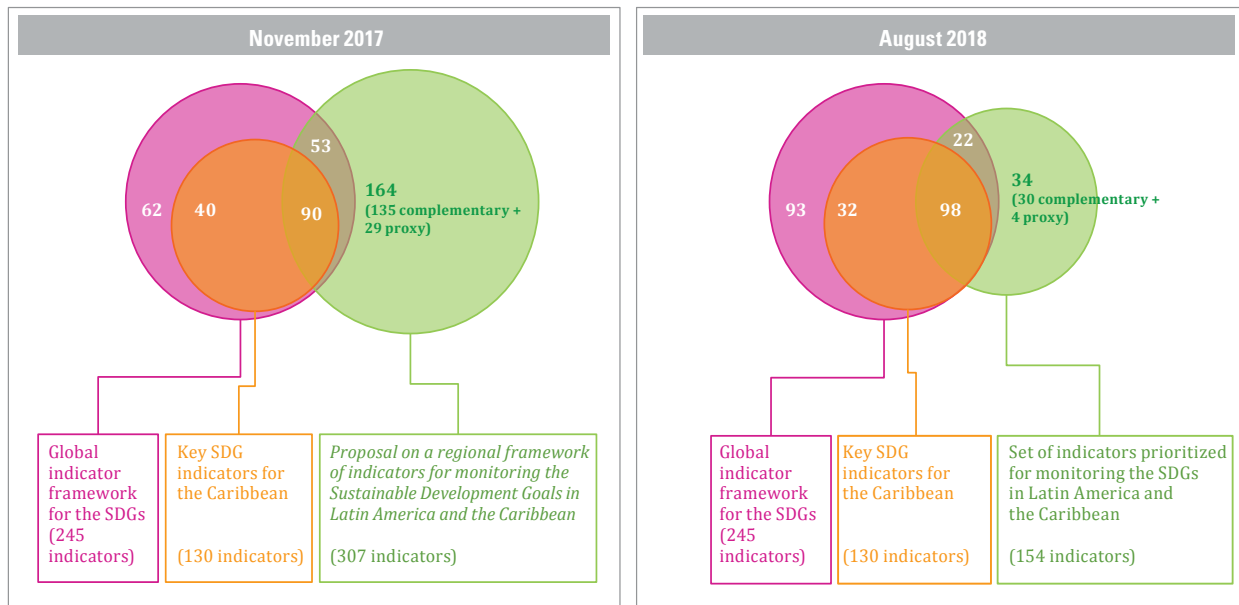
Source: Economic Commission for Latin America and the Caribbean (ECLAC), Statistics Division.

In terms of feasibility of calculation, of the 120 indicators from the global framework, 64 are classified as tier I, 43 as tier II, 10 as tier III and 3 as multi-tier.

Compared with the proposal made by the secretariat at the end of 2017, this first prioritized set reduces the number of indicators from 307 to 154 and there is a greater overlap with those selected for Caribbean countries (see figure 2). Of the 130 key SDG indicators selected by the Caribbean countries, the Statistical Coordination Group prioritized 98 for the regional framework.

Figure 2

Composition of set 1 indicators prioritized by the Statistical Coordination Group for the 2030 Agenda in relation to the set of key SDG indicators for the Caribbean: comparison of the proposals made by the secretariat in November 2017 and August 2018

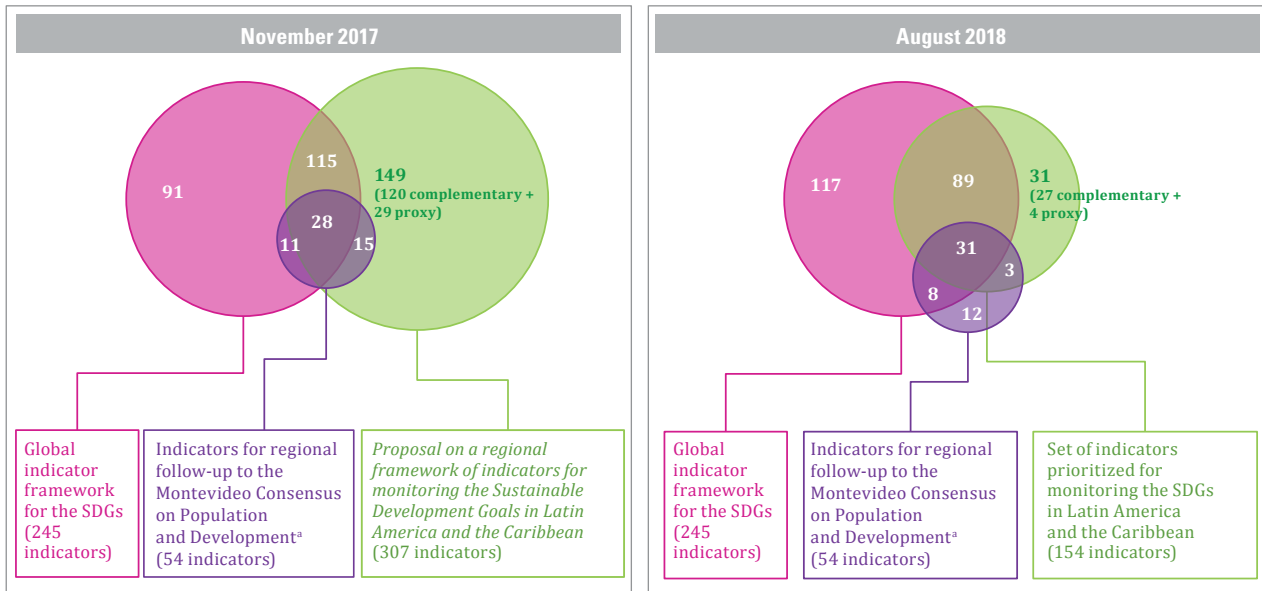


Source: Economic Commission for Latin America and the Caribbean (ECLAC), Statistics Division.

A similar situation arises in relation to the indicators for regional follow-up of the Montevideo Consensus on Population and Development. Following the recommendation of joint work with the ad hoc working group for the preparation of a proposal on the indicators for regional follow-up of the Montevideo Consensus on Population and Development, of the 54 indicators identified for consideration for regional follow-up of the 2030 Agenda, 34 were prioritized, 31 of which were from the global indicator framework for the SDGs (see figure 3).

Figure 3

Composition of set 1 indicators prioritized by the Statistical Coordination Group for the 2030 Agenda in relation to the set of indicators for follow-up to the Montevideo Consensus on Population and Development: comparison of the proposals made by the secretariat in November 2017 and August 2018



Source: Economic Commission for Latin America and the Caribbean (ECLAC), Statistics Division.

^a The indicators proposed for regional follow-up to the Montevideo Consensus on Population and Development currently number 140. Of these, only 54 were included in the analysis of the regional framework of indicators.

Table 1 shows the 154 set 1 indicators prioritized.

F. Conclusions and next steps

This document has described the process of selection of a prioritized set of indicators for monitoring the 2030 Agenda for Sustainable Development from a regional perspective. In addition, a scheme was devised for the gradual production of indicators and a road map was established up to the seventeenth meeting of the Executive Committee of the Statistical Conference of the Americas.

The analysis carried out by the Statistical Coordination Group for the prioritization process was based on the document *Proposal on a regional framework of indicators for monitoring the Sustainable Development Goals in Latin America and the Caribbean*, as well as global indicator framework that had not been included therein.

The outcome of the process was a prioritized set of 154 indicators, based on the regional relevance of the indicator, its inclusion in other monitoring frameworks and the feasibility of its production by the countries.

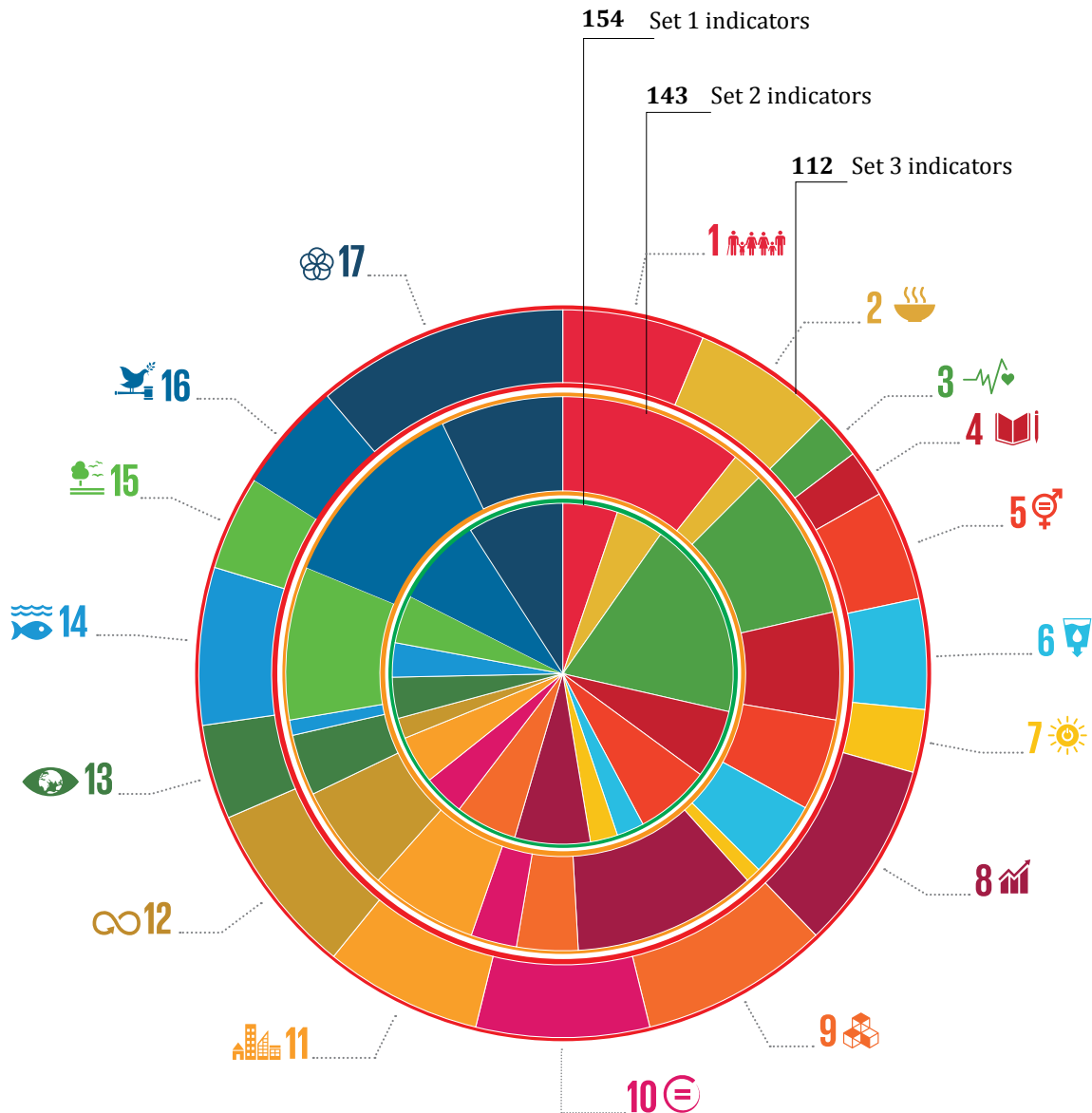
It should be noted that establishing a particular set of indicators does not mean that other indicators established at the global level for follow-up to the 2030 Agenda will not be included. Rather, it places them in a second and third order of priority as regards the methodological work and the capacity-building and horizontal cooperation efforts that the countries need in order to produce them.

It was found that data production and monitoring for the 2030 Agenda at the regional level requires, the one hand, detailed work on the methodological aspects of the prioritized indicators and, on the other, establishment of the logistical aspects of the work programme. Accordingly, the secretariat will send methodological

specifications for the proxy and complementary indicators included in the prioritized set to the members of the Statistical Coordination Group for their consideration. It will also ask the Executive Committee of the Conference to request the working groups of the Conference to provide horizontal cooperation, capacity-building and methodological development of certain indicators, where appropriate.

The Statistical Coordination Group also expects to work in coordination with the working group on indicators for regional follow-up of the Montevideo Consensus on Population and Development on the design of the methodological approach of indicators common to both of them, in accordance with resolution 3(III) of the Regional Conference on Population and Development in Latin America and the Caribbean.

Figure 4
Sets of regional indicators for follow-up to the 2030 Agenda for Sustainable Development by prioritization and correspondence with the Sustainable Development Goals







Source: Economic Commission for Latin America and the Caribbean (ECLAC), Statistics Division.




Table 1





Set of indicators prioritized by the Statistical Coordination Group for the 2030 Agenda in Latin America and the Caribbean for follow-up to the Sustainable Development Goals in the region




Target	No.	Indicator	Type
	SDG 1. End poverty in all its forms everywhere		
1.1	P-1.1.1	Proportion of population living below the regional extreme poverty line, by sex, age, employment status, geographical location (urban or rural) and ethnicity	Proxy
1.2	1.2.1	1.2.1 Proportion of population living below the national poverty line, by sex and age	Global framework
1.2	1.2.2	1.2.2 Proportion of men, women and children of all ages living in poverty in all its dimensions according to national definitions	Global framework
1.3	1.3.1	1.3.1 Proportion of population covered by social protection floors/systems, by sex, distinguishing children, unemployed persons, older persons, persons with disabilities, pregnant women, newborns, work-injury victims and the poor and the vulnerable ^a	Global framework
1.5	1.5.1	1.5.1 Number of deaths, missing persons and directly affected persons attributed to disasters per 100,000 population	Global framework
1.5	1.5.3	1.5.3 Number of countries that adopt and implement local disaster risk reduction strategies in line with the Sendai Framework for Disaster Risk Reduction 2015–2030	Global framework
1.5	1.5.4	1.5.4 Proportion of local governments that adopt and implement local disaster risk reduction strategies in line with national disaster risk reduction strategies	Global framework
1.a	1.a.2	1.a.2 Proportion of total government spending on essential services (education, health and social protection) ^b	Global framework
	SDG 2. End hunger, achieve food security and improved nutrition and promote sustainable agriculture		
2.1	2.1.1	2.1.1 Prevalence of undernourishment	Global framework
2.1	2.1.2	2.1.2 Prevalence of moderate or severe food insecurity in the population, based on the Food Insecurity Experience Scale	Global framework
2.2	2.2.1	2.2.1 Prevalence of stunting (height for age <-2 standard deviation from the median of the World Health Organization (WHO) Child Growth Standards) among children under 5 years of age, by type (wasting and overweight)	Global framework
2.2	2.2.2	2.2.2 Prevalence of malnutrition (weight for height >+2 or <-2 standard deviation from the median of WHO Child Growth Standards) among children under 5 years of age, by type (wasting and overweight)	Global framework
2.3	2.3.1	2.3.1 Volume of production per labour unit by classes of farming/ pastoral/ forestry enterprise size	Global framework
2.4	C-2.4a	Intensity of fertilizer use (apparent consumption by cultivated area)	Complementary
2.4	C-2.4b	Apparent consumption of pesticides by type (herbicides, insecticides or fungicides)	Complementary
	SDG 3. Ensure healthy lives and promote well-being for all at all ages		
3.1	3.1.1	3.1.1 Maternal mortality ratio	Global framework
3.1	3.1.2	3.1.2 Proportion of births attended by skilled health personnel	Global framework
3.1	C-3.1	Prenatal care coverage (at least one consultation or at least four consultations) ^f	Complementary
3.2	3.2.1	3.2.1 Under-5 mortality rate	Global framework
3.2	3.2.2	3.2.2 Neonatal mortality rate	Global framework
3.3	3.3.1	3.3.1 Number of new HIV infections per 1,000 uninfected population, by sex, age and key populations	Global framework
3.3	C-3.3a	HIV/AIDS prevalence among population aged 15–49 years	Complementary

Target	No.	Indicator	Type
3.3	C-3.3b	HIV/AIDS mortality, by sex	Complementary
3.3	3.3.2	3.3.2 Tuberculosis incidence per 100,000 population	Global framework
3.3	3.3.3	3.3.3 Malaria incidence per 1,000 population	Global framework
3.3	3.3.4	3.3.4 Hepatitis B incidence per 100,000 population	Global framework
3.3	3.3.5	3.3.5 Number of people requiring interventions against neglected tropical diseases	Global framework
3.3	C-3.3c	Incidence of vector-borne diseases	Complementary
3.4	3.4.1	3.4.1 Mortality rate attributed to cardiovascular disease, cancer, diabetes or chronic respiratory disease	Global framework
3.4	3.4.2	3.4.2 Suicide mortality rate	Global framework
3.5	3.5.2	3.5.2 Harmful use of alcohol, defined according to the national context as alcohol per capita consumption (aged 15 years and older) within a calendar year in litres of pure alcohol	Global framework
3.6	3.6.1	3.6.1 Death rate due to road traffic injuries	Global framework
3.7	3.7.1	3.7.1 Proportion of women of reproductive age (aged 15–49 years) who have their need for family planning satisfied with modern methods	Global framework
3.7	P-3.7.1	Unmet demand for family planning	Proxy
3.7	3.7.2	3.7.2 Adolescent birth rate (aged 10–14 years; aged 15–19 years) per 1,000 women in that age group	Global framework
3.7	C-3.7b	Percentage of live births to adolescent and young mothers that were unplanned	Complementary
3.7	C-3.7c	Proportion of women aged 15–19 years who are mothers	Complementary
3.8	3.8.1	3.8.1 Coverage of essential health services (defined as the average coverage of essential services based on tracer interventions that include reproductive, maternal, newborn and child health, infectious diseases, non-communicable diseases and service capacity and access, among the general and the most disadvantaged population)	Global framework
3.8	3.8.2	3.8.2 Proportion of population with large household expenditures on health as a share of total household expenditure or income	Global framework
3.a	3.a.1	3.a.1 Age-standardized prevalence of current tobacco use among persons aged 15 and older	Global framework
3.b	3.b.1	3.b.1 Proportion of the target population covered by all vaccines included in their national programme	Global framework
3.b	3.b.2	3.b.2 Total net official development assistance to medical research and basic health sectors	Global framework
3.c	3.c.1	3.c.1 Health worker density and distribution	Global framework
3.d	3.d.1	3.d.1 International Health Regulations (IHR) capacity and health emergency preparedness	Global framework
	SDG 4. Ensure inclusive and equitable quality education and promote lifelong learning opportunities for all		
4.1	4.1.1	4.1.1 Proportion of children and young people: (a) in grades 2/3; (b) at the end of primary; and (c) at the end of lower secondary achieving at least a minimum proficiency level in (i) reading and (ii) mathematics, by sex	Global framework
4.2	4.2.1	4.2.1 Proportion of children under 5 years of age who are developmentally on track in health, learning and psychosocial well-being, by sex	Global framework
4.2	4.2.2	4.2.2 Participation rate in organized learning (one year before the official primary school entry age), by sex	Global framework
4.3	C-4.3	Rate of enrolment in higher education, by sex	Complementary
4.4	4.4.1	4.4.1 Proportion of youth and adults with information and communications technology (ICT) skills, by type of skill	Global framework
4.5	4.5.1	4.5.1 Parity indices (female/male, rural/urban, bottom/top wealth quintile and others such as disability status, indigenous peoples and conflict-affected, as data become available) for all education indicators on this list that can be disaggregated	Global framework

Target	No.	Indicator	Type
4.6	4.6.1	4.6.1 Proportion of population in a given age group achieving at least a fixed level of proficiency in functional (a) literacy and (b) numeracy skills, by sex	Global framework
4.6	C-4.6a	Literacy rate in persons aged 15–24 years and 15 years and older, by sex	Complementary
4.a	4.a.1	4.a.1 Proportion of schools with access to (a) electricity; (b) the Internet for pedagogical purposes; (c) computers for pedagogical purposes; (d) adapted infrastructure and materials for students with disabilities; (e) basic drinking water; (f) single-sex basic sanitation facilities; and (g) basic handwashing facilities (as per the WASH indicator definitions)	Global framework
4.c	4.c.1	4.c.1 Proportion of teachers in (a) pre-primary; (b) primary; (c) lower secondary; and (d) upper secondary education who have received at least the minimum organized teacher training (e.g. pedagogical training) pre-service or in-service required for teaching at the relevant level in a given country	Global framework
5 	SDG 5. Achieve gender equality and empower all women and girls		
5.2	5.2.1	5.2.1 Proportion of ever-partnered women and girls aged 15 years and older subjected to physical, sexual or psychological violence by a current or former intimate partner in the previous 12 months, by form of violence and by age	Global framework
5.2	C-5.2	Rates of femicide or feminicide (gender-related killings of women aged 15 years and older per 100,000 women)	Complementary
5.2	5.2.2	5.2.2 Proportion of women and girls aged 15 years and older subjected to sexual violence by persons other than an intimate partner in the previous 12 months, by age and place of occurrence	Global framework
5.3	5.3.1	5.3.1 Proportion of women aged 20–24 years who were married or in a stable union before age 15 and before age 18	Global framework
5.4	5.4.1	5.4.1 Proportion of time spent on unpaid domestic and care work, by sex, age and location	Global framework
5.4	C-5.4c	Average hours per week spent on unpaid and paid work, combined (total workload), by sex	Complementary
5.5	5.5.1	5.5.1 Proportion of seats held by women in (a) national parliaments and (b) local governments	Global framework
5.5	5.5.2	5.5.2 Proportion of women in managerial positions	Global framework
5.6	5.6.1	5.6.1 Proportion of women aged 15–49 years who make their own informed decisions regarding sexual relations, contraceptive use and reproductive health care	Global framework
5.6	5.6.2	5.6.2 Number of countries with laws and regulations that guarantee men and women aged 15 years and older full and equal access to sexual and reproductive health care, information and education	Global framework
5.c	5.c.1	5.c.1 Proportion of countries with systems to track and make public allocations for gender equality and women's empowerment	Global framework
6 	SDG 6. Ensure availability and sustainable management of water and sanitation for all		
6.1	6.1.1	6.1.1 Proportion of population using safely managed drinking water services	Global framework
6.2	6.2.1	6.2.1 Proportion of population using safely managed sanitation services, including a hand-washing facility with soap and water	Global framework
6.3	6.3.1	6.3.1 Proportion of wastewater safely treated	Global framework
6.4	6.4.2	6.4.2 Level of water stress: freshwater withdrawal as a proportion of available freshwater resources	Global framework
7 	SDG 7. Ensure access to affordable, reliable, sustainable and modern energy for all		
7.1	7.1.1	7.1.1 Proportion of population with access to electricity	Global framework
7.1	C-7.1b	Carbon dioxide (CO ₂) emissions from the energy sector	Complementary
7.2	7.2.1	7.2.1 Renewable energy share in the total final energy consumption	Global framework
7.3	7.3.1	7.3.1 Energy intensity measured in terms of primary energy and GDP	Global framework

Target	No.	Indicator	Type	
 8	SDG 8. Promote sustained, inclusive and sustainable economic growth, full and productive employment and decent work for all			
	8.1	8.1.1	8.1.1 Annual growth rate of real GDP per capita	Global framework
	8.2	8.2.1	8.2.1 Annual growth rate of real GDP per employed person	Global framework
	8.3	P-8.3.1	Urban workers in low-productivity sectors of the labour market, by sex, age, income quintile and ethnicity	Proxy
	8.5	8.5.1	8.5.1 Average hourly earnings of female and male employees, by occupation, age and persons with disabilities	Global framework
	8.5	8.5.2	8.5.2 Unemployment rate, by sex, age and persons with disabilities	Global framework
	8.6	C-8.6	Proportion of youth (aged 15–24 years) not in education, employment or training, and not working exclusively in the home, by sex	Complementary
	8.7	8.7.1	8.7.1 Proportion and number of children aged 5–17 years engaged in child labour, by sex and age	Global framework
	8.8	8.8.1	8.8.1 Frequency rates of fatal and non-fatal occupational injuries, by sex and migrant status	Global framework
	8.9	8.9.1	8.9.1 Tourism direct GDP as a proportion of total GDP and in growth rate	Global framework
	8.10_	8.10.1	8.10.1 (a) Number of commercial bank branches per 100,000 adults and (b) number of automated teller machines (ATMs) per 100,000 adults	Global framework
	8.10_	8.10.2	8.10.2 Proportion of adults (15 years and older) with an account at a bank or other financial institution or with a mobile-money-service provider	Global framework
	 9	SDG 9. Build resilient infrastructure, promote inclusive and sustainable industrialization and foster innovation		
9.1		9.1.1	9.1.1 Share of the rural population who live within 2 km of an all-season road ^d	Global framework
9.1		9.1.2	9.1.2 Passenger and freight volumes, by mode of transport	Global framework
9.2		9.2.1	9.2.1 Manufacturing value added as a proportion of GDP and per capita	Global framework
9.2		9.2.2	9.2.2 Manufacturing employment as a proportion of total employment	Global framework
9.4		9.4.1	9.4.1 CO ₂ emissions per unit of value added	Global framework
9.5		9.5.1	9.5.1 Research and development expenditure as a proportion of GDP	Global framework
9.5		9.5.2	9.5.2 Researchers (in full-time equivalent) per million inhabitants	Global framework
9.b		9.b.1	9.b.1 Proportion of medium and high-tech industry value added in total value added	Global framework
9.c		9.c.1	9.c.1 Proportion of population covered by a mobile network, by technology	Global framework
 10	SDG 10. Reduce inequality within and among countries			
	10.1	10.1.1	10.1.1 Growth rates of household expenditure or income per capita among the poorest 40% of the population and the total population	Global framework
	10.2	10.2.1	10.2.1 Proportion of people living below 50% of median income, by sex, age and persons with disabilities	Global framework
	10.3	10.3.1	10.3.1 Proportion of population reporting having personally felt discriminated against or harassed in the previous 12 months on the basis of a ground of discrimination prohibited under international human rights law ^e	Global framework
	10.4	10.4.1	10.4.1 Labour share of GDP, comprising wages and social protection transfers	Global framework
	10.4	C-10.4	Gini index before and after taxes and transfers	Complementary
	10.7	10.7.1	10.7.1 Recruitment cost borne by employee as a proportion of yearly income earned in country of destination ^f	Global framework

Target	No.	Indicator	Type
11 	SDG 11. Make cities and human settlements inclusive, safe, resilient and sustainable		
11.1	11.1.1	11.1.1 Proportion of urban population living in slums, informal settlements or inadequate housing	Global framework
11.2	C-11.2b	Average time (in minutes) spent commuting	Complementary
11.3	11.3.1	11.3.1 Ratio of land consumption rate to population growth rate ^d	Global framework
11.5	11.5.2	11.5.2 Direct economic loss in relation to global GDP, damage to critical infrastructure and number of disruptions to basic services, attributed to disasters ^f	Global framework
11.6	11.6.1	11.6.1 Proportion of urban solid waste regularly collected and with adequate final discharge out of total urban solid waste generated, by cities ^f	Global framework
11.6	11.6.2	11.6.2 Annual mean levels of fine particulate matter (e.g. PM2.5 and PM10) in cities (population weighted)	Global framework
11.7	11.7.2	11.7.2 Proportion of persons victim of physical or sexual harassment, by sex, age, disability status and place of occurrence, in the previous 12 months ^f	Global framework
12 	SDG 12. Ensure sustainable consumption and production patterns		
12.2	12.2.2	12.2.2 Domestic material consumption, domestic material consumption per capita, and domestic material consumption per GDP ^g	Global framework
12.4	12.4.1	12.4.1 Number of parties to international multilateral environmental agreements on hazardous waste, and other chemicals that meet their commitments and obligations in transmitting information as required by each relevant agreement	Global framework
12.5	P-12.5.1	Proportion of recycled waste in relation to total collected waste ^f	Proxy
13 	SDG 13. Take urgent action to combat climate change and its impacts		
13.1	13.1.1	13.1.1 Number of deaths, missing persons and directly affected persons attributed to disasters per 100,000 population ^h	Global framework
13.1	13.1.2	13.1.2 Number of countries that adopt and implement national disaster risk reduction strategies in line with the Sendai Framework for Disaster Risk Reduction 2015–2030 ^h	Global framework
13.1	C-13.1	Occurrence of extreme natural events and disasters, by type	Complementary
13.3	C-13.3a	CO ₂ emissions by sector (economic activity)	Complementary
13.3	C-13.3c	Contribution of deforestation and fossil-fuel burning to regional CO ₂ emissions ^f	Complementary
13.3	C-13.3d	Greenhouse gas emissions by sector (economic activity) ^f	Complementary
14 	SDG 14. Conserve and sustainably use the oceans, seas and marine resources for sustainable development		
14.1	C-14.1	Levels of pollution (by coliform bacteria) of beaches used for recreational purposes	Complementary
14.2	C-14.2a	Area of mangroves ^f	Complementary
14.4	14.4.1	14.4.1 Proportion of fish stocks within biologically sustainable levels	Global framework
14.5	14.5.1	14.5.1 Coverage of protected areas in relation to marine areas	Global framework
14.5	C-14.5	Proportion of protected marine areas in relation to total marine areas	Complementary

Target	No.	Indicator	Type
	SDG 15. Protect, restore and promote sustainable use of terrestrial ecosystems, sustainably manage forests, combat desertification, and halt and reverse land degradation and halt biodiversity loss		
15.1	15.1.1	15.1.1 Forest area as a proportion of total area	Global framework
15.1	15.1.2	15.1.2 Proportion of important sites for terrestrial and freshwater biodiversity that are covered by protected areas, by ecosystem type	Global framework
15.1	C-15.1c	Coverage of protected terrestrial areas in relation to total terrestrial area	Complementary
15.1	C-15.1e	Area of wetland included in the Convention on Wetlands of International Importance especially as Waterfowl Habitat (Ramsar Convention)	Complementary
15.3	15.3.1	15.3.1 Proportion of land that is degraded over total land area ^l	Global framework
15.5	15.5.1	15.5.1 Red List Index	Global framework
15.8	C-15.8b	Number of endemic species by type, kingdom and risk of extinction	Complementary
	SDG 16. Promote peaceful and inclusive societies for sustainable development, provide access to justice for all and build effective, accountable and inclusive institutions at all levels		
16.1	16.1.1	16.1.1 Number of victims of intentional homicide per 100,000 population, by sex and age	Global framework
16.1	16.1.3	16.1.3 Proportion of population subjected to physical, psychological or sexual violence in the previous 12 months	Global framework
16.1	16.1.4	16.1.4 Proportion of population that feel safe walking alone around the area they live	Global framework
16.2	16.2.1	16.2.1 Proportion of children aged 1–17 years who experienced any physical punishment and/or psychological aggression by caregivers in the past month	Global framework
16.2	16.2.2	16.2.2 Number of victims of human trafficking per 100,000 population, by sex, age and form of exploitation	Global framework
16.2	16.2.3	16.2.3 Proportion of young women and men aged 18–29 years who experienced sexual violence by age 18	Global framework
16.3	16.3.1	16.3.1 Proportion of victims of violence in the previous 12 months who reported their victimization to competent authorities or other officially recognized conflict resolution mechanisms	Global framework
16.3	16.3.2	16.3.2 Unsentenced detainees as a proportion of overall prison population	Global framework
16.3	Complementary-16.3b	Prison overcrowding rate ^l	Complementary
16.6	16.6.1	16.6.1 Primary government expenditures as a proportion of original approved budget, by sector (or by budget code or similar)	Global framework
16.7	16.7.1	16.7.1 Proportions of positions (by sex, age, persons with disabilities and population groups) in public institutions (national and local legislatures, public service, and judiciary) in relation to national distribution ^k	Global framework
16.9	16.9.1	16.9.1 Proportion of children under 5 years of age whose births have been registered with a civil authority, by age	Global framework
16.10_	16.10.2	16.10.2 Number of countries that adopt and implement constitutional, legal or regulatory guarantees for public access to information	Global framework
	SDG 17. Strengthen the means of implementation and revitalize the global partnership for sustainable development		
17.1	17.1.1	17.1.1 Total government revenue as a proportion of GDP, by source	Global framework
17.1	17.1.2	17.1.2 Proportion of domestic budget funded by domestic taxes	Global framework

Target	No.	Indicator	Type
17.3	17.3.2	17.3.2 Volume of remittances (in United States dollars) as a proportion of total GDP	Global framework
17.4	17.4.1	17.4.1 Debt service as a proportion of exports of goods and services	Global framework
17.6	17.6.2	17.6.2 Fixed Internet broadband subscriptions per 100 inhabitants, by speed	Global framework
17.8	17.8.1	17.8.1 Proportion of population using the Internet	Global framework
17.18	17.18.1	17.18.1 Proportion of sustainable development indicators produced at the national level with full disaggregation when relevant to the target, in accordance with the Fundamental Principles of Official Statistics ^a	Global framework
17.18	17.18.2	17.18.2 Number of countries that have national statistical legislation that complies with the Fundamental Principles of Official Statistics ^m	Global framework
17.18	17.18.3	17.18.3 Number of countries with a national statistical plan that is fully funded and under implementation, by source of funding	Global framework
17.19	17.19.1	17.19.1 Dollar value of all resources made available to strengthen statistical capacity in developing countries ⁿ	Global framework
17.19	C-17.19a	Proportion of public budget represented by the (a) national statistical office, (b) national statistical system, (c) national geographic institute and (d) national geographic system ^o	Complementary
17.19	17.19.2	17.19.2 Proportion of countries that (a) have conducted at least one population and housing census in the previous 10 years; and (b) have achieved 100% birth registration and 80% death registration	Global framework
17.19	C-17.19b	Proportion of countries that: (a) implement a multipurpose housing survey at least every two years, (b) have conducted at least one income and expenditure survey in the previous 10 years, and (c) regularly carry out employment surveys including disaggregation at the two-digit level of the International Standard Industrial Classification of all Economic Activities (ISIC), Rev. 4	Complementary
17.19	C-17.19e	Proportion of countries with basic geospatial data infrastructure	Complementary

Source: Economic Commission for Latin America and the Caribbean (ECLAC), Statistics Division.

^a The Statistical Coordination Group requested the secretariat to develop a methodological proposal for the regional production of this indicator.

^b The Statistical Coordination Group indicated that a working group of the Conference should address the methodological development of this indicator.

^c The Statistical Coordination Group requested this indicator be reformulated, which is why it differs from the original proposal. Previous indicator: "Prenatal care coverage (at least one consultation or at least four consultations)".

^d Some countries of the region have made significant progress in the production of this indicator. The Statistical Coordination Group mentioned the need to foster horizontal cooperation to expand this knowledge in other countries of the region.

^e The Statistical Coordination Group recognizes difficulties in producing this indicator but considered it of high priority for the region, a point which has been highlighted by the Regional Conference on Population and Development. UNICEF is currently working on the inclusion of this indicator in multiple indicator cluster surveys (MICS) in several countries of the region.

^f The Statistical Coordination Group recognizes difficulties in producing this indicator and requested that its methodological development be addressed by a working group of the Conference.

^g The countries of the Statistical Coordination Group requested technical assistance for producing this indicator. UNEP has been working since 2016 on the strengthening of capacities in the countries of the region.

^h Although this indicator is also included in other Goals, the Statistical Coordination Group decided to keep it in Goal 13 because it is directly related to climate change impacts.

ⁱ The countries of the Statistical Coordination Group requested technical assistance for producing this indicator. The Food and Agriculture Organization of the United Nations (FAO) is currently working on the strengthening of capacities in some countries of the region.

^j The Statistical Coordination Group requested this indicator be reformulated, which is why it differs from the original proposal. Previous indicator: "Number of detainees in relation to total capacity of correctional institution".

^k The countries of the Statistical Coordination Group recognized difficulties in producing this indicator with all the disaggregation specified. Countries requested this indicator be reformulated including only disaggregations that are feasible for the region's countries to produce.

^l The Statistical Coordination Group recognizes difficulties in producing this indicator and requested that its methodological development be addressed by the Working Group on Censuses of the Conference.

^m It was suggested that a more relevant indicator for the region should be proposed by the Working Group on Institutional Strengthening of the Conference.

ⁿ Caribbean countries reported that they will give this indicator priority over complementary indicator C-17.19a.

^o Countries of the Statistical Coordination Group indicated that they could report the public budget allocated to the national statistical office, but they would have difficulties in reporting the public budget allocated to national statistical system. In addition, in those countries where the geographic information is produced by the national statistical office, only an aggregated value could be reported (a + c).

Annex A1

Tables of indicators for follow-up to the Sustainable Development Goals, per Goal

A. Contents of the tables shown in this annex

This document portrays the three sets of indicators identified by the Statistical Coordination Group for the 2030 Agenda in Latin America and the Caribbean for monitoring the Sustainable Development Goals in the region, by Goal.

The indicators included in each Goal are shown horizontally across the respective table, identifying, for each, the set it belongs to, the type of indicator it is and the target it covers. Additional information for each indicator is shown vertically down the table, as explained below.

The first block is composed of three rows, which contain the following information:

- (i) Type:** Indicates the type of indicator: whether it belongs to the global indicator framework for the SDGs, is a proxy for a global indicator or is a complementary indicator.



Global indicator framework

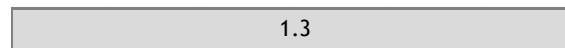


Proxy

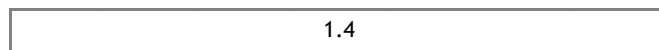


Complementary

- (ii) Targets:** Indicates the target to which the indicators belong. Targets shown in grey are covered by an indicator from the prioritized set. Those shown in white are not covered in the prioritized set of indicators.



Target covered by at least one indicator in the prioritized set



Target not covered by any indicator in the prioritized set

- (iii) Sets of indicators:** This row shows all the indicators analysed by the Statistical Coordination Group,³ classified by their inclusion in one of the sets established. The indicators shown in green form part of set 1, those in yellow are in set 2, and those in red are in set 3. The number of the indicator is as given in the global framework. Proxy indicators have a P- preceding the number of the official indicator for which they are standing; complementary indicators have a C- before the number of the target they complement.

Example of colouring and numbering:



Set 1

Set 2

Set 3

³ The 307 indicators included in *Proposal on a regional framework of indicators for monitoring the Sustainable Development Goals in Latin America and the Caribbean*, plus the 102 from the global framework indicators not included in that document.

The second block shows whether the indicator forms part of another monitoring framework. The following are included:

- **Ind. SDG Caribbean:** Key SDG indicators for the Caribbean.
- **Ind. MCPD:** Proposal of indicators for regional follow-up to the Montevideo Consensus on Population and Development (ad hoc working group for the preparation of a proposal on the indicators for regional follow-up of the Montevideo Consensus on Population and Development).
- **Ind. gender:** Strategic gender indicators as agreed upon by the Regional Conference on Women in Latin America and the Caribbean (Division for Gender Affairs of ECLAC).
- **Ind. ILAC:** Indicators of the Latin American and Caribbean Initiative for Sustainable Development (ILAC) adopted by the Forum of Ministers of the Environment of Latin America and the Caribbean (identified by the United Nations Environment Programmes (UNEP)).
- **Ind. child:** SDG indicators related to children as identified by the United Nations Children’s Fund (UNICEF).
- **Ind. education:** Global and thematic indicators for follow-up and review of SDG 4 and Education 2030 proposed by the Technical Cooperation Group on Sustainable Development Goal 4 —Education 2030—Indicators (information provided by the United Nations Educational, Scientific and Cultural Organization (UNESCO)).
- **Ind. health:** Indicators included in the Pan American Health Organization (PAHO) annual publication *Health Situation in the Americas: Core Indicators 2017*.

Lastly, the third block gives a general idea of the feasibility of calculating the indicator.

- **NF-SDG:** Indicates the number of countries that have established a national framework for monitoring the SDGs and include the indicator in their national framework (of a total of 10 frameworks analysed by March 2018).
- **Tier:** Shows the tier classification of the global framework indicators as per the latest update by the Inter-Agency and Expert Group on Sustainable Development Goal indicators (May 2018).
- **SA-NSC-SDG:** Refers to the self-assessment of national statistical capacity to produce the SDG indicators; shows the number of countries that classify the indicator in category A or B⁴ in the national statistical capacities questionnaire for the production of the SDG indicators.
- **UNSD database:** Indicates whether information is available on the indicator in the Global SDG Indicators Database maintained by the United Nations Statistics Division (December 2017).

⁴ Category A: the indicator is being produced on a regular basis; Category B: the indicator is not being produced regularly, but the data sources currently available would be sufficient to produce it.



Table A1.1

SDG 1. End poverty in all its forms everywhere

Type	1.1	1.2	1.3	1.4	1.5	1.a	1.b
Target	1.1.1	1.2.1	1.3.1	1.4.1	1.5.1	1.a.1	1.a.2
Sets of indicators	1.1.1	1.2.1	1.3.1	1.4.1	1.5.1	1.a.1	1.a.2
Ind. SDG Caribbean	X	X	X		X		X
Ind. MCPD	A.1	A.2	A.3	A.6			A.7
Ind. gender							
Ind. ILAC				X			
Ind. child	X	X	X	X			
Ind. education							
Ind. health							

Target	1.1	1.2	1.3	1.4	1.5	1.a	1.b
Sets of indicators	1.1.1	1.2.1	1.3.1	1.4.1	1.5.1	1.a.1	1.a.2
Sets of indicators	1.1.1	1.2.1	1.3.1	1.4.1	1.5.1	1.a.1	1.a.2
NF-SDG	9	9	7	4	3	1	6
Tier	Tier I	Tier I	Tier II	Tier II	Tier II	Tier II	Tier II
SA-NSC-SDG	22	20	15	11	18	15	20
UNSD database	Yes	No	Yes	No	Yes	No	No



Source: Economic Commission for Latin America and the Caribbean (ECLAC), Statistics Division.



Table A1.2

SDG 2. End hunger, achieve food security and improved nutrition and promote sustainable agriculture

Type	2.1	2.2	2.3	2.4	2.5	2.a	2.b	2.c
Target	2.1.1	2.2.1	2.3.1	2.4.1	2.5.1	2.a.1	2.b.1	2.c.1
Sets of indicators	2.1.2	2.2.2	2.3.2	2.4.2	2.5.2	2.a.2	2.b.2	2.c.2
	C-2.2a	C-2.2b	C-2.2c	C-2.4a	C-2.4b			

Ind. SDG Caribbean	X	X				X		
Ind. MCPD								
Ind. gender								
Ind. ILAC				X				
Ind. child		X						
Ind. education								
Ind. health		X						

NF-SDG	5	6	7	5		1	3	3	2	2	3	3	1
Tier	Tier I	Tier II	Tier I	Tier I		Tier III	Tier III	Tier III	Tier I	Tier I	Tier II	Tier I	Tier II
SA-NSC-SDG	12	9	18	14		10	7	8	7	7	10	11	11
UNSD database	Yes	No	Yes	Yes		No	No	No	Yes	Yes	Yes	No	No



Source: Economic Commission for Latin America and the Caribbean (ECLAC), Statistics Division.



Table A1.4

SDG 4. Ensure inclusive and equitable quality education and promote lifelong learning opportunities for all

Type	4.1	4.2	4.3	4.4	4.5	4.6	4.7	4.a	4.b	4.c
Target	4.1	4.2	4.3	4.4	4.5	4.6	4.7	4.a	4.b	4.c
Sets of indicators	4.1.1 C-4.1	4.2.1 C-4.2	4.3.1 P-4.3.1	4.4.1 C-4.4	4.5.1 C-4.5	4.6.1 C-4.6a	4.7.1 C-4.6b	4.a.1 C-4.6a	4.b.1 C-4.6b	4.c.1 C-4.6c
Ind. SDG Caribbean	X			X	X	X			X	X
Ind. MCPD	B.5			A.11						
Ind. gender										
Ind. ILAC										
Ind. child	X	X			X			X		
Ind. education										
Ind. health										
NF-SDG	6	5	7	8	6	3	4	6	3	6
Tier	Tier III (a) Tier II (b, c)	Tier III	Tier I	Tier II	Tier I/II/III	Tier II	Tier III	Tier II	Tier I	Tier II
SA-NSC-SDG	18	12	17	12	11	9	7	14	9	19
UNSD database	No	Yes	Yes	No	No	No	No	No	Yes	Yes



Source: Economic Commission for Latin America and the Caribbean (ECLAC), Statistics Division.

5



Table A1.5
SDG 5. Achieve gender equality and empower all women and girls

Type	5.1	5.2	5.3	5.4	5.5	5.6	5.a	5.b	5.c
Target	5.1.1	5.2.1	5.3.1	5.4.1	5.5.1	5.6.1	5.a.1	5.b.1	5.c.1
Sets of indicators	C-5.1	C-5.2	5.3.2	C-5.4a C-5.4b C-5.4c C-5.4d	C-5.5	C-5.6	5.a.2	5.b.2	C-5.c
Ind. SDG Caribbean	X	X		X	X	X			
Ind. MCPD		E.14	B.12	E.9	E.7	D.17			
Ind. gender	X	X		X	X	X			X
Ind. ILAC									
Ind. child		X	X	X		X			
Ind. education									
Ind. health									
NF-SDG	6	5	4	6	8	2	3	6	3
Tier	Tier II	Tier II	Tier II	Tier II	Tier I Tier II (b)	Tier II	Tier II	Tier I	Tier II
SA-NSC-SDG	14	17	14	12	24	16	9	18	6
UNSD database	No	Yes	No	No	Yes	No	No	No	No



Source: Economic Commission for Latin America and the Caribbean (ECLAC), Statistics Division.

Table A1.6
SDG 6. Ensure availability and sustainable management of water and sanitation for all

Type	6.1	6.2	6.3	6.4	6.5	6.6	6.a	6.b
Target	6.1	6.2	6.3	6.4	6.5	6.6	6.a	6.b
Sets of indicators	6.1.1 P-6.1.1	6.2.1 P-6.2.1	6.3.1 6.3.2 C-6.3	6.4.1 6.4.2 C-6.4a C-6.4b	6.5.1 6.5.2	6.6.1	6.a.1	6.b.1
Ind. SDG Caribbean	X	X		X			X	
Ind. MCPD								
Ind. gender								
Ind. ILAC	X	X	X	X				
Ind. child	X	X						
Ind. education								
Ind. health	X	X						
NF-SDG	8	8	4	3	2	2	3	2
Tier	Tier II	Tier II	Tier II	Tier II	Tier II	Tier II	Tier I	Tier I
SA-NSC-SDG	21	16	10	7	7	8	10	8
UNSD database	Yes	Yes	No	No	Yes	No	Yes	Yes



Source: Economic Commission for Latin America and the Caribbean (ECLAC), Statistics Division.



Table A1.7
SDG 7. Ensure access to affordable, reliable, sustainable and modern energy for all

Type									
Target	7.1	7.1	7.1	7.2	7.2	7.2	7.3	7.3	
Sets of indicators	7.1.1	C-7.1a	7.1.2	P-7.1.2	C-7.1b	7.2.1	7.3.1	7.a.1	7.b.1
Ind. SDG Caribbean	X								
Ind. MCPD									
Ind. gender									
Ind. ILAC				X			X		
Ind. child			X						
Ind. education									
Ind. health									
NF-SDG	8		5			8	6	1	1
Tier	Tier I		Tier I			Tier I	Tier I	Tier II	Tier III
SA-NSC-SDG	25		17			14	16	2	5
UNSD database	Yes		Yes			Yes	Yes	No	No



Source: Economic Commission for Latin America and the Caribbean (ECLAC), Statistics Division.

8 Table A1.8

SDG 8. Promote sustained, inclusive and sustainable economic growth, full and productive employment and decent work for all

Type	8.1	8.2	8.3	8.4	8.5	8.6	8.7	8.8	8.9	8.10	8.a	8.b
Sets of indicators	8.1.1 P-8.1.1 8.2.1 P-8.2.1 8.3.1 P-8.3.1	8.2.1 P-8.2.1 8.3.1 P-8.3.1 8.4.1 9.4.1 8.4.2 P-8.4.2 8.5.1 8.5.2 C-8.5a C-8.5b C-8.5c C-8.5d C-8.5e	8.3.1 P-8.3.1 8.4.1 9.4.1 8.4.2 P-8.4.2 8.5.1 8.5.2 C-8.5a C-8.5b C-8.5c C-8.5d C-8.5e	8.4.1 9.4.1 8.4.2 P-8.4.2 8.5.1 8.5.2 C-8.5a C-8.5b C-8.5c C-8.5d C-8.5e	8.5.1 8.5.2 C-8.5a C-8.5b C-8.5c C-8.5d C-8.5e	8.6.1 C-8.6 C-8.7 C-8.8 C-8.9 C-8.10	8.6.1 C-8.6 C-8.7 C-8.8 C-8.9 C-8.10	8.7.1 C-8.7 C-8.8 C-8.9 C-8.10	8.8.1 8.8.2 C-8.8 C-8.9 C-8.10	8.9.1 8.9.2 C-8.9 C-8.10	8.10.1 8.10.2 C-8.10	8.a.1 8.a.2 8.a.3 8.b.1 8.b.2 8.b.3
Ind. SDG Caribbean	X	X	X		X	X			X			
Ind. MCPD		A.12			A.13	A.14	B2	F.5				
Ind. gender												
Ind. ILAC			X	X								
Ind. child							X					
Ind. education												
Ind. health												
MF-SDG	9	7	5	1	5	6	9	6	4	6	4	2
Tier	Tier I	Tier I	Tier II	Tier III	Tier I	Tier I	Tier II	Tier II	Tier III	Tier I	Tier I	Tier I Tier III
SA-NSC-SDG	26	23	17	7	16	20	17	13	9	18	8	17
UNSD database	Yes	Yes	No	Yes	No	Yes	Yes	No	No	No	Yes	No



Source: Economic Commission for Latin America and the Caribbean (ECLAC), Statistics Division.

Table A1.9
SDG 9. Build resilient infrastructure, promote inclusive and sustainable industrialization and foster innovation

Type	9.1.1	9.1.1a	9.1.1b	9.1.1c	9.1.1d	9.2	9.2.1	9.2.1a	9.2.2	9.3	9.3.1	9.3.2	9.4	9.4.1	9.5	9.5a	9.5b	9.5c	9.a.1	9.a.2	9.a.3	9.b	9.c				
Target																											
Sets of indicators	9.1.1	C-9.1a	C-9.1b	9.1.2	C-9.1c	C-9.1d	9.2.1	P-9.2.1	9.2.2	9.3.1	9.3.2	9.4.1	9.4.1	9.5.1	9.5.2	C-9.5a	C-9.5b	C-9.5c	9.a.1	C-9.a.a	C-9.a.b	9.b.1	P-9.b.1	9.c.1	C-9.c.a	C-9.c.b	
Ind. SDG Caribbean				X			X		X				X						X								
Ind. MCPD	G.11																										
Ind. gender																											
Ind. ILAC													X														
Ind. child																											
Ind. education																											
Ind. health																											
NF-SDG	1			4			8		8	2	4	5	8	7					2			2		6			
Tier	Tier III		Tier I			Tier I	Tier I	Tier II	Tier I	Tier II	Tier II	Tier I	Tier I	Tier I	Tier I				Tier I			Tier I		Tier I			
SA-NSC-SDG	4		14			21		19	9	6	7	16	12						8			4		16			
UNSD database	No		Yes			Yes	No	No	No	No	Yes	Yes	Yes	Yes	Yes				Yes			No		Yes			



Source: Economic Commission for Latin America and the Caribbean (ECLAC), Statistics Division.

10



Table A1.10
SDG 10. Reduce inequality within and among countries

Type	10.1	10.2	10.3	10.4	10.5	10.6	10.7	10.a	10.b	10.c								
Target	10.1.1	10.2.1	10.3.1	10.3.2	10.3.3a	10.3.3b	10.3.3c	10.3.3d	10.3.3e	10.3.3f	10.4.1	10.5.1	10.6.1	10.7.1	10.7.2	10.a.1	10.b.1	10.c.1
Sets of indicators																		
Ind. SDG Caribbean	X														X			
Ind. MCPD		A.4			A.2	D.19	C.1		H.3	I.2								F.4
Ind. gender																		
Ind. ILAC																		
Ind. child																		
Ind. education																		
Ind. health																		
NF-SDG	5	6			2										1	4	2	4
Tier	Tier II	Tier III			Tier III				Tier II		Tier I	Tier III	Tier III	Tier I	Tier III	Tier I	Tier II (ODA)	Tier II (FDI)
SA-NSC-SDG	18	14			4				11		4	1	9	4	6	6	6	6
UNSD database	No	No			No				No		No	No	No	No	No	No	Yes	Yes



Source: Economic Commission for Latin America and the Caribbean (ECLAC), Statistics Division.
Note: ODA: official development assistance; FDI: foreign direct investment.

11



Table A1.11
SDG 11. Make cities and human settlements inclusive, safe, resilient and sustainable

Type	11.1	11.2	11.2a	11.2b	11.2c	11.2d	11.3	11.3.1	11.3.2	11.4	11.4.1	11.5	11.5.1	11.5.2	11.6	11.6.1	11.6.2	11.7	11.7.1	11.7.2	11.a	11.a.1	11.b	11.b.1	11.b.2	11.c	11.c.1
Target	11.1.1	C-11.1	11.2.1	C-11.2a	C-11.2b	C-11.2c	C-11.3	11.3.1	11.3.2	11.4.1	11.4.1	11.5.1	11.5.2	11.6.1	P-11.6.1	P-11.6.2	11.7.1	C-11.7	11.7.1	11.7.2	11.a.1	11.a.1	11.b.1	11.b.1	11.b.2	11.c.1	11.c.1
Sets of indicators	11.1.1	C-11.1	11.2.1	C-11.2a	C-11.2b	C-11.2c	C-11.3	11.3.1	11.3.2	11.4.1	11.4.1	11.5.1	11.5.2	11.6.1	P-11.6.1	P-11.6.2	11.7.1	C-11.7	11.7.1	11.7.2	11.a.1	11.a.1	11.b.1	11.b.1	11.b.2	11.c.1	11.c.1
Ind. SDG Caribbean	X		X					X				X	X	X	X	X	X			X					X		
Ind. MCPD	G.8	G.2					G.7		G.5			A.15	G.9	G.1	G.1	G.1	G.1				G.6						
Ind. gender																											
Ind. ILAC												X	X	X	X	X	X	X			X	X	X	X	X		
Ind. child																											
Ind. education																											
Ind. health																											
NF-SDG	7		6					2	2	2	2	4	4	4	4	4	4	6	1	2	2	2	4	4	4	1	
Tier	Tier I		Tier II				Tier II	Tier II	Tier III	Tier III	Tier III	Tier II	Tier I	Tier II	Tier I	Tier II	Tier I	Tier III	Tier III	Tier III	Tier III	Tier I	Tier I	Tier II	Tier II	Tier III	
SA-NSC-SDG	13		5				6	3	4	4	10	10	13	13	11	11	11	2	2	12	10	4	4	8	3		
UNSD database	Yes		No				No	No	No	No	Yes	Yes	Yes	Yes	Yes	Yes	Yes	No	No	No	No	Yes	Yes	No	No	No	



Source: Economic Commission for Latin America and the Caribbean (ECLAC), Statistics Division.

12 Table A1.12

SDG 12. Ensure sustainable consumption and production patterns



Type	12.1	12.2	12.3	12.4	12.5	12.6	12.7	12.8	12.a	12.b	12.c
Target	12.1.1	12.2.1	12.2.2	12.3.1	12.4.1	12.4.2	12.5.1	12.6.1	12.6.1	12.6.1	12.6.1
Sets of indicators	12.1.1	12.2.1	12.2.2	12.3.1	12.4.1	12.4.2	12.5.1	12.6.1	12.6.1	12.6.1	12.6.1
Ind. SDG Caribbean					X						
Ind. MCPD											
Ind. gender											
Ind. ILAC		X			X						
Ind. child							X				
Ind. education											
Ind. health											
NF-SDG	2	3	3	4	5	2	4	3	3	3	3
Tier	Tier II	Tier III	Tier I	Tier III	Tier I	Tier III	Tier III	Tier III	Tier III	Tier III	Tier III
SA-NSC-SDG	4	7	4	3	8	7	3	6	7	9	6
UNSD database	No	Yes	Yes	No	Yes	No	No	No	No	No	No



Source: Economic Commission for Latin America and the Caribbean (ECLAC), Statistics Division.



Table A1.13
SDG 13. Take urgent action to combat climate change and its impacts

Type	13.1	13.2	13.3	13.a	13.b
Target	13.1	13.2	13.3	13.a	13.b
Sets of indicators	13.1.1 13.1.2 13.1.3 C-13.1	13.2.1 P-13.2.1 C-13.2	C-13.3a C-13.3b C-13.3c C-13.3d	13.a.1 C-13.a	13.b.a 13.b.1
Ind. SDG Caribbean	X				
Ind. MCPD					
Ind. gender					
Ind. ILAC					
Ind. child	X				
Ind. education					
Ind. health					
NF-SDG	4 3 1	2		3 2 1	
Tier	Tier II Tier I Tier II	Tier III		Tier III Tier III Tier III	Tier III
SA-NSC-SDG	9 15 0 0	10 0 0 0	0 0 0 0	6 2 2 0	3
UNSD database	Yes Yes No	No		No No No	No



Source: Economic Commission for Latin America and the Caribbean (ECLAC), Statistics Division.

Table A1.14
SDG 14. Conserve and sustainably use the oceans, seas and marine resources for sustainable development

Type	14.1	14.2	14.3	14.4	14.5	14.6	14.7	14.a	14.b	14.c
Target	14.1	14.2	14.3	14.4	14.5	14.6	14.7	14.a	14.b	14.c
Sets of indicators	14.1.1 C-14.1	14.2.1 C-14.2a C-14.2b	14.3.1 14.3.1	14.4.1 C-14.4	14.5.1 C-14.5	14.6.1 14.6.1	14.7.1 C-14.7	14.a.1 14.a.1	14.b.1 14.b.1	14.c.1 14.c.1
Ind. SDG Caribbean				X	X					
Ind. MCPD										
Ind. gender										
Ind. ILAC				X						
Ind. child										
Ind. education										
Ind. health										
NF-SDG	3		4	1		7	2	5	2	2
Tier	Tier III		Tier III	Tier I		Tier I	Tier III	Tier II	Tier II	Tier III
SA-NSC-SDG	3		3	6		15	4	5	7	4
UNSD database	No		No	No	Yes	No	No	No	No	No



Source: Economic Commission for Latin America and the Caribbean (ECLAC), Statistics Division.

15




Table A1.15

SDG 15. Protect, restore and promote sustainable use of terrestrial ecosystems, sustainably manage forests, combat desertification, and halt and reverse land degradation and halt biodiversity loss

Type	15.1	15.2	15.3	15.4	15.5	15.6	15.7	15.8	15.9	15.a	15.b	15.c
Target	15.1	15.2	15.3	15.4	15.5	15.6	15.7	15.8	15.9	15.a	15.b	15.c
Sets of indicators	15.1.1 C-15.1a C-15.1b	15.1.2 C-15.1c C-15.1d C-15.1e	15.2.1 15.2.1 15.2.1	15.4.1 15.4.1 15.4.2	15.5.1 15.5.1 15.5.1	15.6.1 P-15.6.1	15.7.1 15.7.1 15.7.1	15.8.1 C-15.8a C-15.8b C-15.8c	15.9.1 15.9.1 15.9.1	15.a.1 15.a.1 15.a.1	15.b.1 15.b.1 15.b.1	15.c.1 15.c.1 15.c.1
Ind. SDG Caribbean	X				X					X		
Ind. MCPD			A.16									
Ind. gender												
Ind. ILAC	X				X							
Ind. child												
Ind. education												
Ind. health												
NF-SDG	9		3		4		3		1	2	1	1
Tier	Tier I	Tier I	Tier II	Tier I	Tier I	Tier I	Tier II	Tier II	Tier III	Tier I/III	Tier I/III	Tier II
SA-NSC-SDG	20		8	5	5	2	5	3	5	6	6	7
UNSD database	Yes	Yes	Yes	Yes	Yes	No	No	No	No	Yes	Yes	No



Source: Economic Commission for Latin America and the Caribbean (ECLAC), Statistics Division.

16



Table A1.16

SDG 16. Promote peaceful and inclusive societies for sustainable development, provide access to justice for all and build effective, accountable and inclusive institutions at all levels

Type	16.1.1	16.1.2	16.1.3	16.1.3	16.1.3	16.1.3	16.2	16.2	16.2	16.2	16.2	16.2	16.2	16.2	16.2	16.2	16.2	16.2	16.2	16.2	16.2	16.2	16.2	16.2	16.2	16.2	16.2	16.2	16.2	16.2	16.2	16.2	16.2	16.2	16.2	16.2	16.2		
Target	16.1.1	16.1.2	16.1.3	16.1.3	16.1.3	16.1.3	16.2	16.2	16.2	16.2	16.2	16.2	16.2	16.2	16.2	16.2	16.2	16.2	16.2	16.2	16.2	16.2	16.2	16.2	16.2	16.2	16.2	16.2	16.2	16.2	16.2	16.2	16.2	16.2	16.2	16.2	16.2	16.2	
Sets of indicators	16.1.1	16.1.2	16.1.3	16.1.3	16.1.3	16.1.3	16.1.4	16.2.1	16.2.2	16.2.2	16.2.2	16.2.3	16.2.3	16.2.3	16.2.3	16.2.3	16.2.3	16.2.3	16.2.3	16.2.3	16.2.3	16.2.3	16.2.3	16.2.3	16.2.3	16.2.3	16.2.3	16.2.3	16.2.3	16.2.3	16.2.3	16.2.3	16.2.3	16.2.3	16.2.3	16.2.3	16.2.3	16.2.3	
Ind. SDG Caribbean	X							X																															
Ind. MCPD	A.18						A.19																																
Ind. gender																																							
Ind. ILAC																																							
Ind. child	X	X																																					
Ind. education																																							
Ind. health	X																																						

NF-SDG	9	2	4	4	4	4	4	4	4	4	4	4	4	4	4	4	4	4	4	4	4	4	4	4	4	4	4	4	4	4	4	4	4	4	4	4	4	4
Tier	Tier I	Tier III	Tier II	Tier II	Tier II	Tier II	Tier II	Tier II	Tier II	Tier II	Tier II	Tier II	Tier II	Tier II	Tier II	Tier II	Tier II	Tier II	Tier II	Tier II	Tier II	Tier II	Tier II	Tier II	Tier II	Tier II	Tier II	Tier II	Tier II	Tier II	Tier II	Tier II	Tier II	Tier II	Tier II	Tier II	Tier II	Tier II
SA-NSC-SDG	18	7	14	10	6	7	10	11	13	16	16	16	16	16	16	16	16	16	16	16	16	16	16	16	16	16	16	16	16	16	16	16	16	16	16	16	16	16
UNSD database	Yes	No	No	Yes	No	No	Yes	No	Yes	Yes	Yes	Yes	Yes	Yes	Yes	Yes	Yes	Yes	Yes	Yes	Yes	Yes	Yes	Yes	Yes	Yes	Yes	Yes	Yes	Yes	Yes	Yes	Yes	Yes	Yes	Yes	Yes	Yes



Source: Economic Commission for Latin America and the Caribbean (ECLAC), Statistics Division.

Table A1.17
SDG 17. Strengthen the means of implementation and revitalize the global partnership for sustainable development

Type	17.1	17.2	17.3	17.4	17.5	17.6	17.7	17.8	17.9	17.10	17.11	17.12	17.13	17.14	17.15	17.16	17.17	17.18	17.19	
Target	17.1	17.2	17.3	17.4	17.5	17.6	17.7	17.8	17.9	17.10	17.11	17.12	17.13	17.14	17.15	17.16	17.17	17.18	17.19	
Set of indicators	17.1.1, 17.1.2, C-17.1a, C-17.1b	17.2.1	17.3.1	17.3.2, 17.4.1, C-17.4	17.5.1, 17.6.1, 17.6.2, 17.7.1, 17.8.1, 17.9.1, 17.10.1, 17.11.1, 17.12.1, 17.13.1, 17.13.2, 17.14.1, 17.15.1, 17.16.1, 17.17.1, 17.18.1, 17.18.2, 17.18.3, 17.19.1, 17.19.2, C-17.19c, C-17.19d, C-17.19e, C-17.19f, C-17.19g, C-17.19h, C-17.19i, C-17.19j, C-17.19k, C-17.19l, C-17.19m, C-17.19n, C-17.19o, C-17.19p, C-17.19q, C-17.19r, C-17.19s, C-17.19t, C-17.19u, C-17.19v, C-17.19w, C-17.19x, C-17.19y, C-17.19z															
Ind. SDG Caribbean	X	X	X	X	X	X	X	X	X	X	X	X	X	X	X	X	X	X	X	X
Ind. MCPD																				
Ind. gender																				
Ind. ILAC																				
Ind. child							X													
Ind. education																				
Ind. health																				
NF-SDG	6	6	2	2	5	7	2	2	5	7	2	2	5	7	2	2	5	7	2	2
Tier	Tier I	Tier I	Tier I	Tier I	Tier I	Tier I	Tier III	Tier I	Tier I	Tier I	Tier I	Tier I	Tier III	Tier I	Tier II	Tier II	Tier III	Tier I	Tier I	Tier I
SA-NSC-SDG	21	18	5	9	19	18	7	6	22	8	9	13	6	11	5	6	2	6	2	6
UNSD database	No	No	No	No	No	Yes	No	Yes	Yes	No	No	No	No	No	No	Yes	No	No	Yes	Yes



Source: Economic Commission for Latin America and the Caribbean (ECLAC), Statistics Division.



Economic Commission for Latin America and the Caribbean (ECLAC)
Comisión Económica para América Latina y el Caribe (CEPAL)
www.eclac.org