



Secondary school teachers, except special and career or technical education

Teach one or more subjects to students at the secondary school level.

Cognitive and mental requirements

The qualifications that workers need to use judgment, make decisions, interact with others, and adapt to changes in jobs.

In 2023, verbal interactions were required constantly (every few minutes) for 69.0 percent of secondary school teachers, except special and career or technical education, and were required not constantly, but more than once per hour for 31.0 percent.

Table 1. Percentage of secondary school teachers, except special and career or technical education with cognitive and mental requirements, 2023

Requirement	Yes	No
Pace: Pause control	44.2	55.8
Interaction with general public	>99.5	<0.5
Working around crowds	8.9	91.1
Telework	0.5	99.5
Work review: Supervising others	6.9	93.1
Work review: Presence of supervisor	21.5	78.5

Source: U.S. Bureau of Labor Statistics, Occupational Requirements Survey

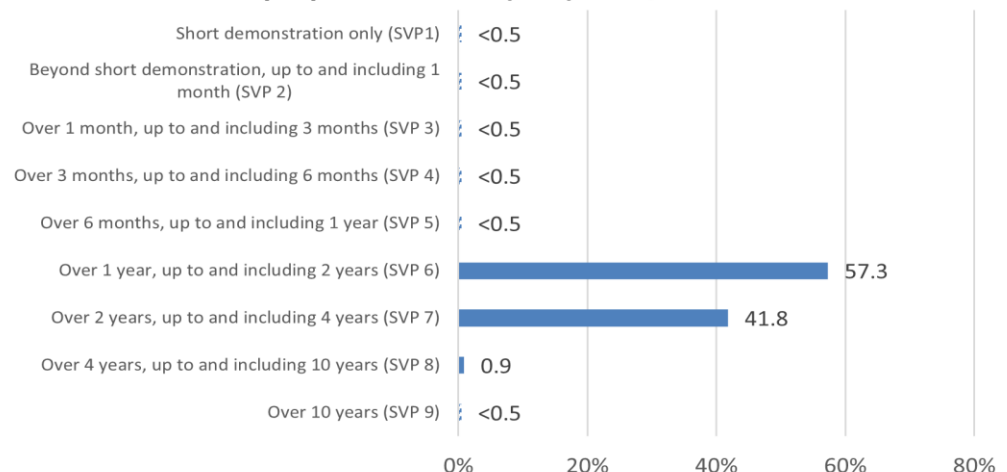
Education, training, and experience requirements

The minimum level of formal education required, credentials necessary, on-the-job training, and prior work experience necessary for average performance in jobs.

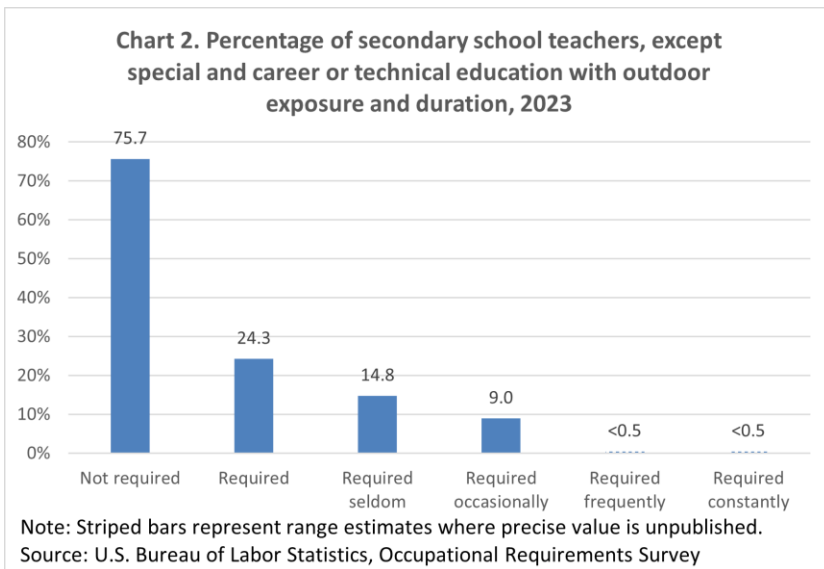
In 2023, credentials were required for 98.9 percent of secondary school teachers, except special and career or technical education. Prior work experience was required for 5.7 percent and on-the-job training was required for 36.1 percent.

A bachelor's degree was required for 98.0 percent of secondary school teachers, except special and career or technical education.

Chart 1. Percentage of secondary school teachers, except special and career or technical education by specific preparation time (SVP) level, 2023



Note: Striped bars represent range estimates where precise value is unpublished.
Source: U.S. Bureau of Labor Statistics, Occupational Requirements Survey



Environmental conditions

The various tangible or concrete hazards or difficulties that are in the vicinity of where jobs' critical tasks are performed.

In 2023, greater than 99.5 percent of secondary school teachers, except special and career or technical education were not exposed to extreme cold, and greater than 99.5 percent were not exposed to extreme heat. Wetness was not present for 93.9 percent, greater than 99.5 percent were not exposed to heavy vibrations, and 75.7 percent were not exposed to the outdoors.

Physical demands

Refer to the physical activities required to perform tasks in jobs. The presence and, in some cases, duration of these activities are published.

In 2023, keyboarding was required for greater than 99.5 percent of secondary school teachers, except special and career or technical education and was not required for less than 0.5 percent. For 4.2 percent of workers, keyboarding was seldom performed, for 83.6 percent keyboarding occurred occasionally, 12.2 percent frequently, and for less than 0.5 percent keyboarding occurred constantly.

Performing work in low postures was required for 29.1 percent of secondary school teachers, except special and career or technical education and was not required for 70.9 percent.

The choice to sit or stand when performing critical tasks was available to 73.4 percent of secondary school teachers, except special and career or technical education. On average, workers spent 34.9 percent of the workday sitting and 65.1 percent of the workday standing.

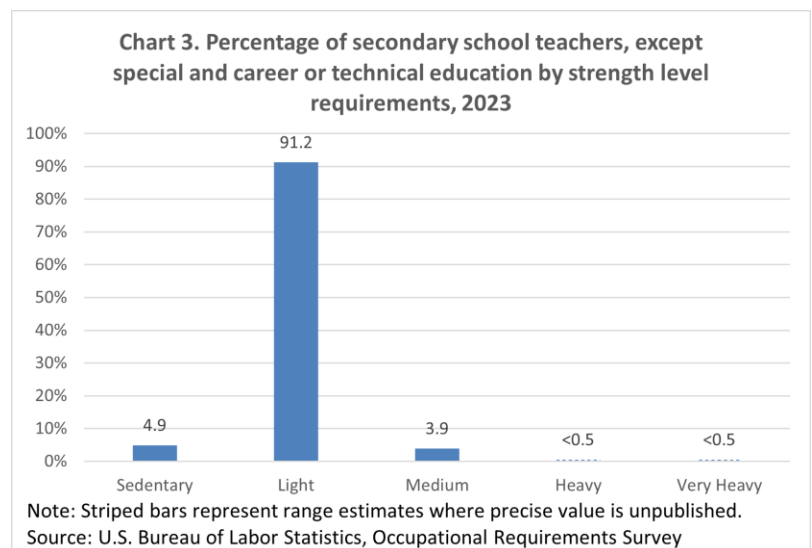


Table 2. Percentage of secondary school teachers, except special and career or technical education with physical demands, 2023

Requirement	Yes	No
Choice of sitting or standing	73.4	26.6
Driving	1.4	98.6
Climbing structure-related ramps or stairs	18.6	81.4

Source: U.S. Bureau of Labor Statistics, Occupational Requirements Survey