



Production workers

This occupational group includes engine assemblers, structural metal fabricators and fitters, bakers, butchers and meat cutters, meat packers, computer-controlled machine tool operators, forging machine setters, machinists, pourers and casters, tool and die makers, printing press operators, upholsters, furniture finishers, model makers, gas plant operators, tire builders, etchers, and engravers.

Cognitive and mental requirements

The qualifications that workers need to use judgment, make decisions, interact with others, and adapt to changes in jobs.

In 2023, more than basic people skills were required for 25.4 percent of production workers, and basic people skills were required for 74.6 percent.

Table 1. Percentage of production workers with cognitive and mental requirements, 2023

Requirement	Yes	No
Pace: Pause control	42.5	57.5
Interaction with general public	16.8	83.2
Working around crowds	<0.5	>99.5
Telework	<0.5	>99.5
Work review: Supervising others	11.7	88.3
Work review: Presence of supervisor	84.9	15.1

Source: U.S. Bureau of Labor Statistics, Occupational Requirements Survey

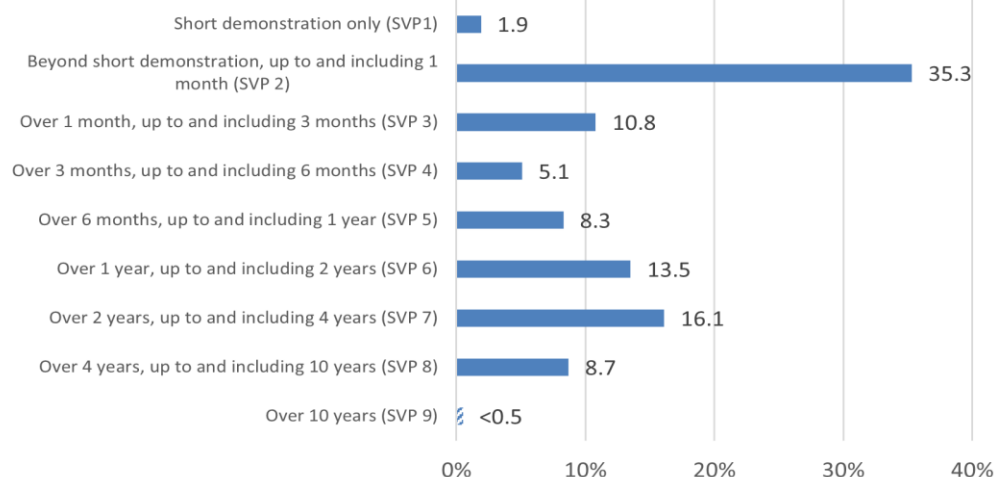
Education, training, and experience requirements

The minimum level of formal education required, credentials necessary, on-the-job training, and prior work experience necessary for average performance in jobs.

In 2023, credentials were required for 18.4 percent of production workers. Prior work experience was required for 46.3 percent and on-the-job training was required for 89.1 percent.

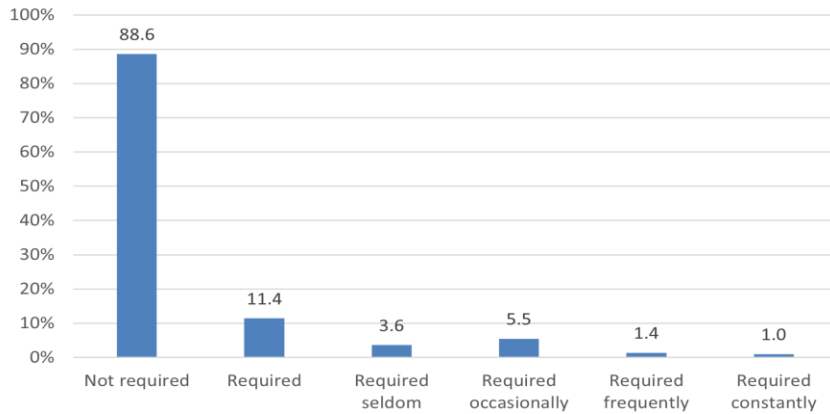
No minimum education was required for 39.2 percent of production workers and a high school diploma was required for 55.5 percent.

Chart 1. Percentage of production workers by specific preparation time (SVP) level, 2023



Note: Striped bars represent range estimates where precise value is unpublished.
Source: U.S. Bureau of Labor Statistics, Occupational Requirements Survey

Chart 2. Percentage of production workers with outdoor exposure and duration, 2023



Source: U.S. Bureau of Labor Statistics, Occupational Requirements

Environmental conditions

The various tangible or concrete hazards or difficulties that are in the vicinity of where jobs' critical tasks are performed.

In 2023, 92.4 percent of production workers were not exposed to extreme cold, and 87.1 percent were not exposed to extreme heat. Wetness was not present for 70.3 percent, 97.0 percent were not exposed to heavy vibrations, and 88.6 percent were not exposed to the outdoors.

Physical demands

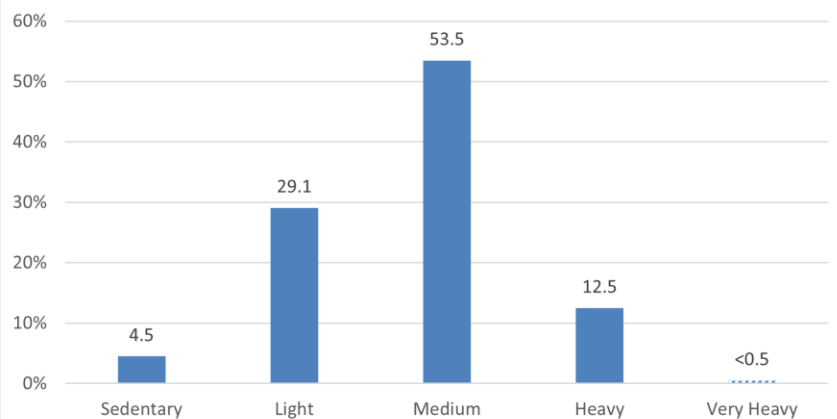
Refer to the physical activities required to perform tasks in jobs. The presence and, in some cases, duration of these activities are published.

In 2023, reaching at or below the shoulder was required for 86.2 percent of production workers and was not required for 13.8 percent.

Performing work in low postures was required for 67.1 percent of production workers and was not required for 32.9 percent.

The choice to sit or stand when performing critical tasks was available to 16.6 percent of production workers. On average, workers spent 18.8 percent of the workday sitting and 81.2 percent of the workday standing.

Chart 3. Percentage of production workers by strength level requirements, 2023



Note: Striped bars represent range estimates where precise value is unpublished.
Source: U.S. Bureau of Labor Statistics, Occupational Requirements Survey

Table 2. Percentage of production workers with physical demands, 2023

Requirement	Yes	No
Choice of sitting or standing	16.6	83.4
Driving	13.5	86.5
Climbing structure-related ramps or stairs	18.3	81.7

Source: U.S. Bureau of Labor Statistics, Occupational Requirements Survey