



Building and grounds cleaning and maintenance workers

This occupational group includes janitors, maids and housekeeping cleaners, pest control, landscaping, pesticide handlers, tree trimmers, and grounds maintenance workers.

Cognitive and mental requirements

The qualifications that workers need to use judgment, make decisions, interact with others, and adapt to changes in jobs.

In 2023, more than basic people skills were required for 12.8 percent of building and grounds cleaning and maintenance workers, and basic people skills were required for 87.2 percent.

Table 1. Percentage of building and grounds cleaning and maintenance workers with cognitive and mental requirements, 2023

Requirement	Yes	No
Pace: Pause control	73.7	26.3
Interaction with general public	55.3	44.7
Working around crowds	2.3	97.7
Telework	<0.5	>99.5
Work review: Supervising others	8.9	91.1
Work review: Presence of supervisor	44.7	55.3

Source: U.S. Bureau of Labor Statistics, Occupational Requirements Survey

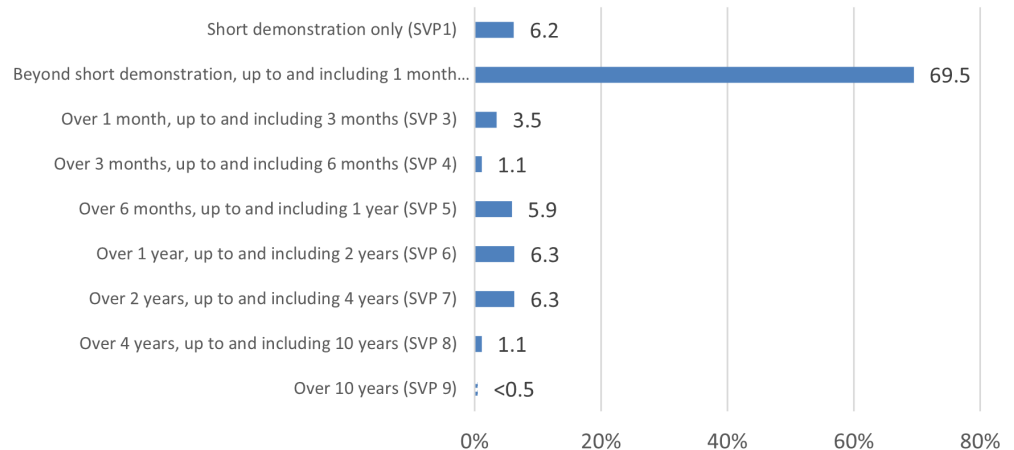
Education, training, and experience requirements

The minimum level of formal education required, credentials necessary, on-the-job training, and prior work experience necessary for average performance in jobs.

In 2023, credentials were required for 28.3 percent of building and grounds cleaning and maintenance workers. Prior work experience was required for 20.7 percent and on-the-job training was required for 90.6 percent.

No minimum education was required for 68.7 percent of building and grounds cleaning and maintenance workers and a high school diploma was required for 30.0 percent.

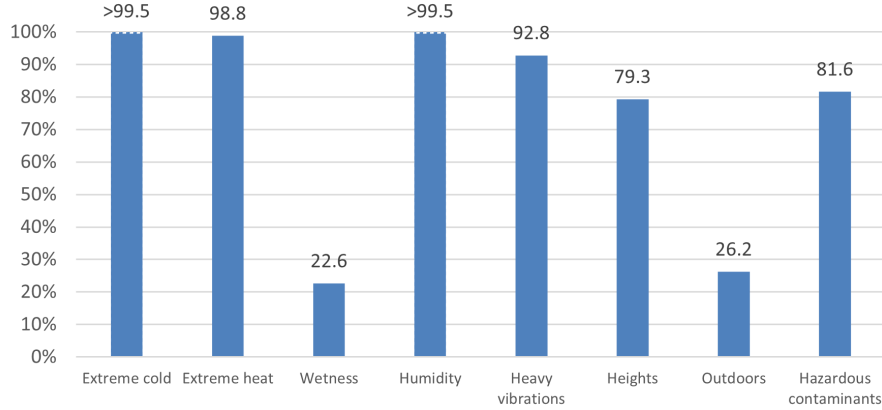
Chart 1. Percentage of building and grounds cleaning and maintenance workers by specific preparation time (SVP) level, 2023



Note: Striped bars represent range estimates where precise value is unpublished.

Source: U.S. Bureau of Labor Statistics, Occupational Requirements Survey

Chart 2. Percentage of building and grounds cleaning and maintenance workers without exposure to environmental conditions, 2023



Note: Striped bars represent range estimates where precise value is unpublished.
Source: U.S. Bureau of Labor Statistics, Occupational Requirements Survey

Environmental conditions

The various tangible or concrete hazards or difficulties that are in the vicinity of where jobs' critical tasks are performed.

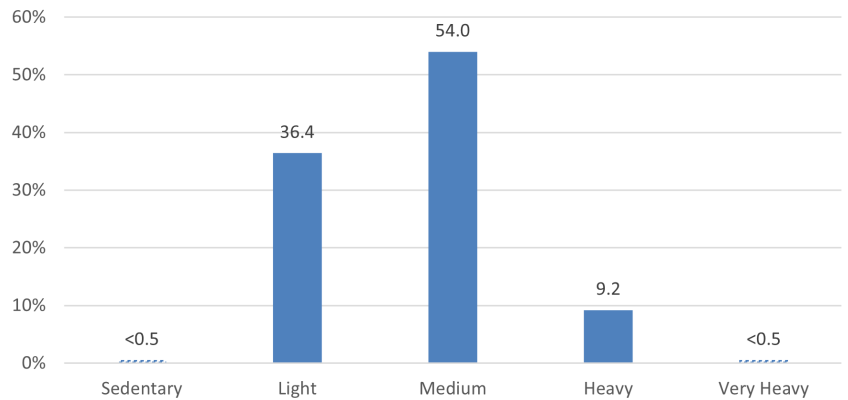
In 2023, greater than 99.5 percent of building and grounds cleaning and maintenance workers were not exposed to extreme cold, and 98.8 percent were not exposed to extreme heat. Wetness was not present for 22.6 percent, 92.8 percent were not exposed to heavy vibrations, and 26.2 percent were not exposed to the outdoors.

Physical demands

Refer to the physical activities required to perform tasks in jobs. The presence and, in some cases, duration of these activities are published.

In 2023, reaching at or below the shoulder was required for 98.0 percent of building and grounds cleaning and maintenance workers and was not required for 2.0 percent. For 7.4 percent of workers, reaching at or below the shoulder was seldom performed, for 54.3 percent reaching at or below the shoulder occurred occasionally, 33.1 percent frequently, and for 3.2 percent reaching at or below the shoulder occurred constantly.

Chart 3. Percentage of building and grounds cleaning and maintenance workers by strength level requirements, 2023



Note: Striped bars represent range estimates where precise value is unpublished.
Source: U.S. Bureau of Labor Statistics, Occupational Requirements Survey

Performing work in low postures was required for 97.8 percent of building and grounds cleaning and maintenance workers and was not required for 2.2 percent.

The choice to sit or stand when performing critical tasks was available to 7.7 percent of building and grounds cleaning and maintenance workers. On average, workers spent 11.8 percent of the workday sitting and 88.2 percent of the workday standing.

Table 2. Percentage of building and grounds cleaning and maintenance workers with physical demands, 2023

Requirement	Yes	No
Choice of sitting or standing	7.7	92.3
Driving	37.4	62.6
Climbing structure-related ramps or stairs	38.1	61.9

Source: U.S. Bureau of Labor Statistics, Occupational Requirements Survey