



**RECYCLEBC™**

**2021 ANNUAL REPORT**



# About Recycle BC

Recycle BC is a not-for-profit organization providing residential recycling services to households across British Columbia. It is the only full extended producer responsibility (EPR) program for packaging and paper product (PPP) in North America where producers have full responsibility for both the financing and operation of the province-wide residential recycling system. Recycle BC's efforts are focused on meeting the enhanced performance, accessibility and reporting targets in its current Program Plan.

---

## Table of Contents

- 4 Program Highlights
- 6 Message from Board of Directors
- 8 Program Overview
- 11 Public Education
- 14 Collection and Post-Collection System
- 23 Managing Environmental Impacts
- 27 Program Performance
- 41 Financial Statements



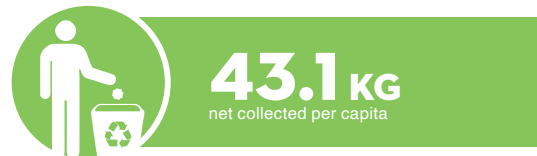
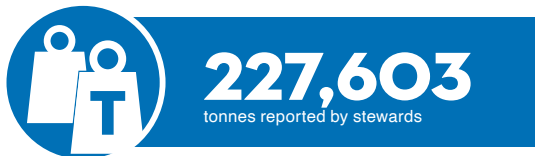
# 2021 Highlights

Recycling services for packaging and paper successfully responded to significant challenges during 2021, demonstrating resilience and a commitment to serving BC residents. Unprecedented natural disasters and climate events during the year, including wildfires, flooding, extreme heat, and snow events in many regions of BC, required quick-action alterations to our supply chain, including temporary suspension of collection of a few Recycle BC materials. The program maintained on-going delivery of recycling services to BC residents while meeting health and safety protocols associated with the COVID-19 pandemic. Recycle BC acknowledges the efforts of its collection and post-collection service providers and their important work of diverting materials from landfills and supporting sustainable environmental outcomes for packaging and paper materials.

As the COVID-19 pandemic continued, BC residents spent more time at home in 2021 and placed a greater volume of material in recycling bins, bags and depots during the year, continuing the recent trend of increases to the tonnes of material collected.

Recycle BC continues its reporting of the greenhouse gas (GHG) inventory from its operations. GHG data from supply chain partners provides more information to assess the environmental impact of its operations.

## Program Performance



\* Net tonnes collected and recovery rate reflect the exclusion of tonnes collected by Recycle BC on behalf of other stewardship programs

## Recovery Rate - Pandemic Effect

The program's 2021 recovery rate represents net tonnes collected in 2021 divided by the tonnes reported by stewards from 2019 sales data. The impact of the COVID-19 pandemic and other factors that drove the rate increase from the previous year are detailed in the [Managing Environmental Impacts](#) section of this report.



| MATERIAL CATEGORY | RECOVERY RATE |
|-------------------|---------------|
| Paper             | 101%          |
| Plastic           | 55%           |
| Rigid Plastic     | 67%           |
| Flexible Plastic  | 28%           |
| Metal             | 83%           |
| Glass             | 116%          |

\* Net tonnes collected and recovery rate reflect the exclusion of tonnes collected by Recycle BC on behalf of other stewardship programs.

## Access



## Financial Performance



## Steward Members



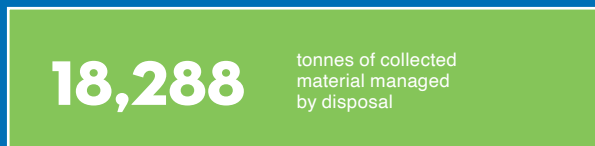
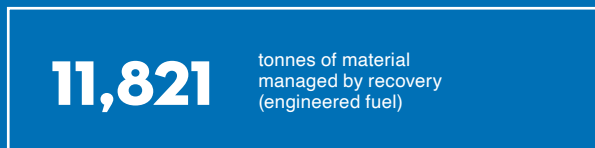
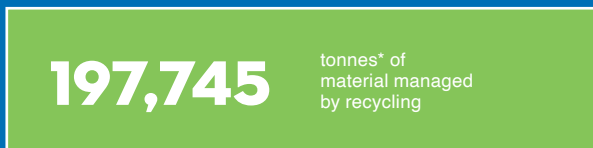
## Public Education



## Collection System



## Pollution Prevention Hierarchy



\* Based on audited data of quantities of materials shipped to end markets, considering prior year-end inventory and unshipped inventories at year end

# Message from Board of Directors

From forest fires to floods, heat domes to snow events, and an ever-evolving pandemic – 2021 was a year where Recycle BC was tested repeatedly and proved that our program is mature, prepared to manage in difficult conditions, and capable of growing during challenging circumstances.

This is not to say the program was not impacted, as all the events affected the movement, processing, and marketing of materials to some degree. However, in a year where the province of British Columbia was in the news for extreme climate events, one triggering a state of emergency, we are pleased to report continuous performance improvement.

For the second straight year, Recycle BC saw significant growth in collected tonnes. During the two years comprising the pandemic, our net collected tonnes increased by 17 percent or 30,000 tonnes. More than one-third of this increase came in 2021. It is noteworthy that amid the pandemic we have responsibly managed such a significant increase in materials.

We also continued to increase our accessibility, with more than 31,000 curbside households added to the program in 2021 due to new communities joining Recycle BC plus organic growth. We increased the number of First Nations participating in our program by five.

2021 also marked the second year of operation for our new post-collection service provider's network. In addition to managing significant year-over-year-over-year growth in collected tonnes, they continued to strengthen our local North American end markets by shipping the highest volumes locally since the inception of the program. Paper and cardboard make up approximately two-thirds of our material and the investments made in sorting fibre materials have improved our commodity quality to allow us to primarily target markets in the Pacific Northwest for our paper.

To our member businesses that fund the Recycle BC program, we are pleased to report program costs decreased 19%, almost entirely driven by the upward trajectory of commodity prices in 2021. We know the last two years have tested your resilience as well, and we appreciate your continued support in times of financial uncertainty and ever rising costs associated with inflation.

All Recycle BC's performance improvements have one thing in common – our great partners. Throughout the year, we heard from our service providers about the challenges of hiring staff and keeping operations afloat amid pandemic-related absences. When extensive flooding closed our end market for glass, severed transportation routes, and consequently our receiving facilities reached capacity, our partners supported us as we briefly suspended the collection of foam and glass to ensure the integrity and continuity of the overall program. We want to extend our thanks to all the organizations that worked with our program in 2021 – the collectors (local governments, First Nations, and private companies), the transportation companies, our post-collection provider, our end markets, and our Advisory Committee. The results you will read in this annual report are thanks to the efforts of all our partners to ensure the continued recycling of residential packaging and paper across the province.

Packaging and paper recycling education remains an important part of the Recycle BC program. Consumer research led Recycle BC to focus 2021 public education efforts on building trust and confidence in the recycling system. To address how BC's residential packaging and paper recycling program really works, we developed an integrated campaign, with traditional and new media. The campaign - Get the Facts: Recycling Myths - tackled some common recycling myths, like how much material is managed by recycling, what to do with plastic bags, how our program is funded, and where our plastics go. The campaign saw high engagement on interactive platforms and allowed us to engage directly with residents.

Finally, in 2021 Recycle BC continued to innovate as the operations team launched several pilots. We entered into an agreement with the University of Victoria to test the use of other flexible plastic packaging (composite plastic packaging) in fibre-reinforced concrete. We trialed pop-up depots as a new means to collect materials, and with a focus specifically on plastics we piloted soft plastics community collection events. We initiated a pilot to collect all the materials in the program at the curb, which meant allowing residents in an area of West Vancouver to place film, foam, and other flexible plastic packaging at the curbside instead of taking these materials to the depot. Recycle BC is committed to finding new ways to increase the recovery of materials.

We want to end by thanking the dedicated team at Recycle BC. With a steady hand they proved their capabilities under pressure, ensuring the continuity of our operations, the responsible management of our materials, the adherence to our regulatory responsibilities, and the provision of an efficient and effective program.

## The Board of Directors



# Program Overview

Recycle BC is a not-for-profit organization delivering residential recycling services for packaging and paper to more than two million households across British Columbia. The Recycle BC program is the only full producer responsibility program for packaging and paper in North America fully financed and operated by businesses that supply packaging and paper to residents (these businesses meet their obligations by becoming members of Recycle BC and are also referred to as stewards or producers). As a result of businesses assuming responsibility for recycling services, the cost for delivering residential recycling is shifted from local governments and taxpayers to producers.

British Columbia's full producer responsibility model is often recognized as a best-in-class model for the efficient and effective management of residential packaging and paper. Since its inception in 2014, Recycle BC has consistently achieved its target recovery rate, which was 75% for the period 2014-2019 and 77% beginning in 2020, reaching a pandemic high of 94.1% in 2021, while growing accessibility to provide service to 99% of BC residents.

The full producer responsibility model contributes to the creation of a circular economy for collected materials. When producers take full responsibility for the management of their materials, they are incented to design them for recycling so that they can be captured and repurposed, providing a reliable supply of raw material for further manufacturing processes. This is important for protection of the province's ecosystems and supports Recycle BC members meeting their sustainability goals.

Recycle BC is now delivering against its revised Program Plan approved by the government in June 2019. 2021 marks the fourth year that Recycle BC is reporting to stakeholders on material-specific recovery rates for paper, plastic, metal and glass categories. In line with its commitment to continuous improvement in program performance, as material categories achieve their target recovery rate for two consecutive years, a new target will be proposed. New recovery rate targets for the material categories of metal and glass were set in 2020. Targets for plastic material categories were increased in 2021. Recycle BC is also marking its third year of reporting operational data related to GHG emissions from its collection and post-collection partners.

## Recycle BC's Mission

Recycle BC's mission is to be a trusted environmental advocate and community partner offering equitable, effective and efficient residential recycling services. This guides all the services provided to communities throughout BC. Recycle BC ensures that packaging and paper is collected from residents at households and recycling depots, and then sorted, managed and recycled responsibly. Recycle BC is a member of the Canada Plastics Pact, a cross-sector initiative working to create a circular economy for plastics in Canada. Recycle BC is focused on providing optimal environmental outcomes for waste packaging and paper.

## Recycle BC Board of Directors

Recycle BC is overseen by a Board of Directors representing steward members and includes independent directors selected for their experience and expertise. The members of the board provide their expertise and insights to ensure the organization continues to succeed in delivering the requirements of the Program Plan and providing efficient and reliable recycling services to households across British Columbia.

In 2021, Recycle BC engaged an independent, third-party firm to conduct a review of its board composition and seek opportunities to expand its scope of membership. Four new members were appointed to the Board in August and September. The new directors include individuals from the general merchandise, restaurant and grocery industries in Western Canada.



The Recycle BC board members on December 31, 2021, were:

- Debbie Baxter, Partner, Deloitte (Board Chair)
- Bob Chant, Senior Advisor, StrategyCorp Inc. (Board Vice-Chair)
- Robyn Collver, Senior Vice President, Regulatory & Chief Sustainability Officer, Canadian Tire Corporation
- Ian Gordon, SVP, Plastic Waste Reduction, Loblaw Companies Limited
- Angela Griffiths, Vice President, Food Safety, Animal Welfare & Environment, A&W Food Services Inc.
- Paul Hazra, Chief Financial Officer, Pattison Food Group
- Greg Moore, President & Chief Executive Officer, iCona Holdings Ltd.

The Recycle BC Board of Directors met six times in 2021, with attendance summarized in the following table:

| BOARD MEMBER      | MARCH 24 | JUNE 29 | JULY 22 | AUGUST 19 | SEPTEMBER 22 | DECEMBER 15 |
|-------------------|----------|---------|---------|-----------|--------------|-------------|
| Debbie Baxter     | Yes      | Yes     | Yes     | Yes       | Yes          | Yes         |
| Bob Chant         | Yes      | Yes     | Yes     | Yes       | Yes          | Yes         |
| Paul Hazra        | No       | Yes     | Yes     | Yes       | Yes          | No          |
| Robyn Collver*    | N/A      | N/A     | N/A     | N/A       | Yes          | Yes         |
| Ian Gordon*       | N/A      | N/A     | N/A     | N/A       | Yes          | Yes         |
| Angela Griffiths* | N/A      | N/A     | N/A     | N/A       | Yes          | Yes         |
| Greg Moore**      | N/A      | N/A     | N/A     | N/A       | N/A          | Yes         |
| John Coyne***     | Yes      | Yes     | N/A     | N/A       | N/A          | N/A         |

\* Appointed to the Board August 19, 2021

\*\*\* Resigned from the Board June 29, 2021

\*\* Appointed to the Board September 22, 2021

The Governance & Nominating Committee was established August 19, 2021, with Robyn Collver as chair and it met twice in the remainder of the year.

| BOARD MEMBER     | OCTOBER 29 | NOVEMBER 22 |
|------------------|------------|-------------|
| Robyn Collver    | Yes        | Yes         |
| Angela Griffiths | Yes        | Yes         |

The Finance & Audit Committee was chaired by Debbie Baxter until her appointment as Board Chair. Greg Moore became committee chair in September.

| BOARD MEMBER  | MARCH 11 | JUNE 15 | SEPTEMBER 9 | DECEMBER 2 |
|---------------|----------|---------|-------------|------------|
| Debbie Baxter | Yes      | Yes     | Yes         | N/A        |
| Paul Hazra    | Yes      | Yes     | No          | Yes        |
| Bob Chant*    | N/A      | N/A     | No          | Yes        |
| Ian Gordon*   | N/A      | N/A     | Yes         | Yes        |
| Greg Moore**  | N/A      | N/A     | N/A         | Yes        |

\* Joined Committee August 19, 2021

\*\* Joined Committee and appointed Chair September 22, 2021

## Recycle BC Advisory Committee

Recycle BC's Advisory Committee members are from a range of stakeholder groups committed to the success of the program, including businesses and local governments. The Advisory Committee discusses key elements of the Recycle BC program and helps to identify issues and provide input as needed.

The Advisory Committee membership as of December 31, 2021, was:

- Harvinder Aujala, Compliance Promotion Officer, Environmental Protection Branch, Environment & Climate Change Canada (Chair), Independent Member
- Lara Beckett, Electoral Area Director, Regional District of Fraser-Fort George
- Andrew Doi, Environmental Planner, Metro Vancouver
- Rob C. Gay, Electoral Area C Chair, Regional District of East Kootenay
- Bill Hardy, Business Manager, HortEducationBC
- Sheila Molloy, Executive Director, Coast Waste Management Association (CWMA)
- Patrick Stafford-Smith, CEO, North Vancouver Chamber of Commerce
- Dan Wong, Executive Director, BC Dairy Council

## Recycle BC Members

Recycle BC's membership is made up of organizations that supply packaging and paper products (as defined by the Recycling Regulation) to residents of British Columbia. These organizations meet their obligations by becoming members of Recycle BC and are also referred to as stewards or producers.

Designated materials that are supplied to residents are generally taken home for recycling or disposal in their homes. The regulation requires that organizations that supply these materials assume both financial and operational responsibility for their collection and proper management. This obligation is fulfilled through producers registering with Recycle BC and filing an annual report that identifies the types and quantities of packaging and paper supplied to BC residents. Based on their reports, producers then pay fees that finance the delivery of Recycle BC's services. Recycle BC's membership draws on organizations from a wide variety of sectors, including:

- Food and consumer good brand owners and manufacturers
- First importers of packaged products and food
- Retailers (grocery, general merchandise, convenience, drug)
- Financial institutions (banks, credit unions, insurance companies)
- Quick-service restaurants
- Magazine publishers
- Nurseries and garden centres.

A full list of Recycle BC's members can be accessed on the [Recycle BC website](#).

# Public Education

Packaging and paper recycling education remains an important part of the Recycle BC program. Consumer research led Recycle BC to focus its 2021 public education efforts on building trust and confidence in the recycling system by sharing program information and reinforcing the successes of BC's residential packaging and paper recycling program.

## Promotion and Education Campaigns

### WHERE DOES IT GO? DID YOU KNOW? ASK ME ANYTHING!

To provide more insight into the Recycle BC program, how it works and what happens to collected material, Recycle BC ran a three-month social campaign to tackle questions about the details of collection and material management with insightful content to solve all residents' recycling mysteries.

### GET THE FACTS: RECYCLING MYTHS

To address how BC's residential packaging and paper recycling program really works, we developed an integrated campaign, with traditional and new media. The campaign tackled some common recycling myths, like how much material is managed by recycling, what to do with plastic bags, how our program is funded, and where our plastics go. The campaign saw extremely high engagement on interactive platforms and allowed us to engage directly with residents.

Recycle BC reengaged this campaign in the fall and aligned some elements to a nature focus – specifically ocean-themed – reinforcing the impact residents can have when they recycle right. We also partnered with social media leaders to amplify our message and engaged residents through a four-part contest.

### HAZARDOUS WASTE

To address challenges with fires in receiving and material recovery facilities resulting from batteries, electronics, and propane canisters, Recycle BC developed a digital campaign and education materials to help stop these materials from being incorrectly disposed of in recycling bins. We leveraged our partnership with the Recycling Council of BC to embed the Recyclepedia search tool on the campaign landing page to provide residents with the resource to find proper disposal sites for dangerous materials.



## HOLIDAY

This year's holiday campaign continued to be themed toward pandemic-related activities such as baking, decorating and family time, and the common recyclables related to holiday activities. Materials were identified by categories with residents directed on how to sort them for recycling. The campaign featured a holiday recycling guide, online and social media ads as well as digital mall posters and elevator signage in multi-family buildings.

## OPERATIONS SUPPORT

This year BC saw unprecedented natural disasters including fires, flooding and snowstorms. Education campaigns were also developed to support operational needs related to service disruptions.

## Partnerships

### VANCOUVER CANUCKS

Recycle BC continued its partnership with the Vancouver Canucks through the 2020-2021 season. The partnership focused on program education and building trust through interactive contests and engagement with fans in addition to more traditional exposure opportunities like rink boards and signage.

### VANCOUVER WHITECAPS FC

Recycle BC's partnership with the Vancouver Whitecaps FC added new digital elements like messaging in their match day 3-Point video series and amplification of our fall campaign and contest on their digital channels. In-stadium exposure reinforced our messaging.

### GO BY BIKE WEEK

Recycle BC's partnership with Go by Bike Week in June 2021 supported travelling by bike to the depot. A short video was produced and promoted, and Recycle BC was featured as a community leader in the Ride Hour Challenge. Recycle BC was also included in print advertising, posters, newsletters, social media and on the Bike to Work Week website as part of the partnership.



## Digital Engagement

Recycle BC maintained an active digital presence with increased website visitors and page views in 2021.

### WEBSITE:



### SOCIAL MEDIA:

Social media channels include Twitter, Facebook, Instagram and YouTube. Combined data for accounts (excluding YouTube) in 2021 was:



## Consumer Research

Consumer research is an important way to better understand residents' recycling behaviours and attitudes, and to measure brand attributes. Key results from 2021 (and comparison with 2020) included:



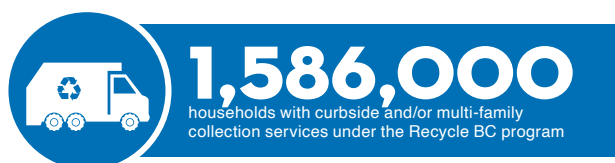
\* added new answer option "I feel guilty if I don't", which reallocated 6% from other responses

# Collection and Post-Collection System

Recycle BC provides recycling services to 99.3% of British Columbia residents living in urban, rural, remote and First Nations communities across the province. Providing service to households, from remote northern and rural communities to densely populated urban centres, requires a variety of collection methods. Recycle BC works with 181 collection partners to provide the following methods of collection:

- **Curbside** collection to single-family homes that set out materials for pick up.
- **Multi-family** collection from a central location in buildings with five or more residential units.
- **Depot** collection where residents drop off their packaging and paper for recycling.

## Collection Summary



## Service Expansion

Recycle BC's curbside service expansion continued in 2021, with four new additional communities –City of Cranbrook, City of Kimberley, District of Kitimat and Village of Chase– joining the program. One new depot opened during the year: the Kitwanga Transfer Station located in the Regional District of Kitimat-Stikine.

## Post-Collection Update

Recycle BC's post-collection network is responsible for the transportation, processing, marketing, and reporting of all the material serviced by the collection partners as part of the Recycle BC PPP program. GFL Environmental Inc. (GFL), under agreement to Recycle BC, operates this network and is held responsible for documenting the complete chain of custody from collection through to end markets of nearly 230,000 tonnes in 2021.

Recycle BC's post-collection network is made up of 40 facilities around the province – 38 receiving facilities, and two primary material recovery facilities located in Richmond and New Westminster. These two facilities perform the majority of sorting and processing of BC's packaging and paper recycling to prepare it for end markets.

As part of Recycle BC's commitment to responsibly recycle the material that is collected in the program, new material recovery facilities and upgrades worth over \$20 million were completed by GFL and its network of sub-contractors upon start of the latest post-collection contract in 2020. In 2021, to further improve efficiencies, reduce greenhouse gas emissions, and provide access to more local end markets, GFL located a new receiving facility in Chemainus on Vancouver Island, with an investment of over \$3 million.

The scale and stability of Recycle BC's program, coupled with the consistency and quality of the material collected, allows for ongoing investments in our post-collection network. These investments are designed to increase our access to local end markets, reduce greenhouse gas emissions, and build resiliency into the operations.

As evidence of this, despite catastrophic flooding and wildfires in parts of the province during 2021, GFL continued to receive, transport, process, and market materials. In 2021 Recycle BC shipped more material to local North American end markets, predominantly in the Pacific Northwest, than ever before; this includes the majority of all plastic, glass, metal, and over half of the paper materials. This resulted in a significant decrease year over year in Scope 3 greenhouse gas emissions related to the transportation of materials.

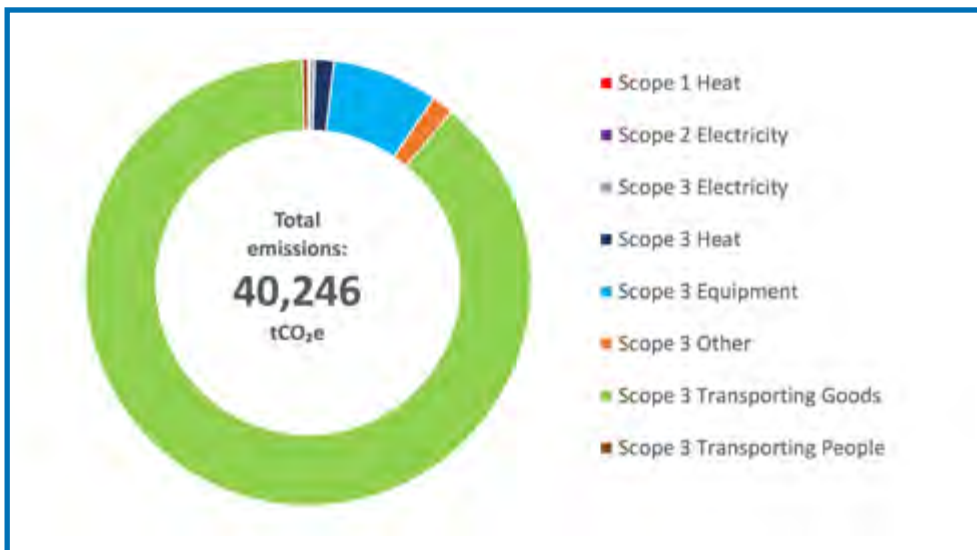
## GHG Reporting

As part of Recycle BC's Program Plan commitment to performance measurement and continuous improvement, Recycle BC tracks greenhouse gas (GHG) emissions across its entire operation.

GHG reporting involves tracking all emissions related to supply chain operations, starting from the point of receiving residential packaging and paper either at the depot, the curb, or at a multi-family dwelling. It also includes emissions related to the transport, storage and handling of those materials through the collection and post-collection network, until that material is shipped to end markets. For example, emissions are measured from collection vehicles as well for heating and cooling of facilities.

Reported data is put through a rigorous process and verified by Climate Smart, Recycle BC's partner in providing training, advisory services and the use of its proprietary calculation tool and validation. Recycle BC is proud of its certified GHG reporting being the first packaging and paper recycling program in North America providing a full accounting of the GHG impact of its operations.

Recorded emissions in 2021 were 40,246 tonnes of carbon dioxide equivalent, compared with 50,724 tonnes in 2020 (restated) and 50,680 tonnes in 2019. The decrease is primarily due to a reduction in marine shipments to overseas end markets and increased efficiencies of internal material movements.



The majority of GHGs are associated with transporting goods (88%) and use of equipment (8%). Most of Recycle BC's emissions come from indirect GHG emissions resulting from operations at sources owned by other companies, in this case Recycle BC's service providers and their subcontractors. These sources are referred to as Scope 3 sources, whereas Scope 1 and 2 sources refer to those emissions resulting from Recycle BC office and facility utilities such as heating and electricity usage.



# INDIGENOUS COMMUNITY RECYCLING SUPPORT

## First Nations Participation in Recycle BC Program

Forty-nine First Nations participated formally in the Recycle BC program in 2021, of which 11 are First Nations collection partners with service agreements. Sechelt Indian Government District (SIGD) joined Recycle BC as an individual collector in the fall of 2021.

Thanks to the addition of the Kitwanga Transfer Station as a Recycle BC depot in September 2021, the Regional District of Kitimat-Stikine operating this location was able to sign on as a partner with Recycle BC for the First Nations Consolidation Pilot. This pilot now involves four regional districts (Thompson-Nicola, Cariboo, Kitimat-Stikine, Cowichan Valley) and 19 First Nation communities participating in the drop off of packaging and paper material in bulk at participating local government depots free of charge. This material is then managed and processed as part of the Recycle BC program.

There are 18 First Nations receiving curbside and multi-family recycling either through direct service or local government contracts with Recycle BC. Also, Little Shuswap Lake Indian Band acts as a satellite depot with Columbia-Shuswap Regional District.

Recycle BC continues to provide outreach and liaison for First Nations communities and to report First Nations access to collection services annually.

## First Nations Recycling Initiative

The First Nations Recycling Initiative (FNRI) is a collective of BC stewardship organizations that works with Indigenous communities in the province to support their recycling programs. FNRI annual summary reports and resources are available at [RecycleBC.ca/First-Nations-Recycling-Initiative/](https://RecycleBC.ca/First-Nations-Recycling-Initiative/)



Recycle BC has a dedicated specialist who works exclusively with the FNRI to raise awareness of the initiative, offering resources to support recycling and organizing community collection events.

The FNRI continues its collaboration with Indigenous Services Canada (ISC) through quarterly meetings and engages with the Indigenous Zero Waste Technical Advisory Group (IZWTAG) to exchange information.



# COLLECTION PILOT PROJECTS

In 2021, Recycle BC initiated three collection pilot projects to test alternative collection models and increase the recovery of materials, particularly plastics.

## Pop-Up Depot Collection Events

Recycle BC hosted five pop-up depot collection events during the summer in the Parksville/Qualicum area of Vancouver Island to pilot this collection model. The collection events were held outdoors, included all packaging and paper categories, and attracted a high level of interest and participation from residents.



## Curbside Pilot Collection of Soft Plastics and Foam Packaging

Recycle BC initiated a new project to collect soft plastics (plastic bags, overwrap and other flexible plastic packaging) and foam packaging (items usually only accepted at depots) from homes using designated pink and purple bags or boxes. The objective was to test the feasibility of collecting these materials from households at a reasonable cost to increase recovery rates and resident satisfaction, while maintaining low contamination rates.

The six-month pilot launched mid-November 2021, ending in mid-May 2022. Approximately 1,600 homes in one service area participated in the pilot. Further information about the project will be published after the results have been analyzed.



## Soft Plastics Community Collection

Recycle BC created a framework which enables community organizations (like school groups, clubs or volunteer organizations) or individual organizers to collect residential plastic bags and overwrap, and other flexible plastic packaging as part of the Recycle BC recycling program. Event organizers register to participate and are provided a resource toolkit to support their collection event. Recycle BC works with the event organizer to coordinate a depot drop-off location at the conclusion of their event. In 2021, various organizations hosted eight collection events.



## Material Collected by Regional District (2021)

| REGIONAL DISTRICT                                                    | TONNES         | SERVICED POPULATION | KG PER CAPITA (SERVICED) |
|----------------------------------------------------------------------|----------------|---------------------|--------------------------|
| Alberni-Clayoquot                                                    | 1,595          | 33,521              | 47.6                     |
| Bulkley-Nechako                                                      | 678            | 36,587              | 18.5                     |
| Capital                                                              | 20,403         | 415,365             | 49.1                     |
| Cariboo                                                              | 2,329          | 61,518              | 37.9                     |
| Central Coast                                                        | 87             | 3,488               | 25.0                     |
| Central Kootenay                                                     | 2,988          | 62,502              | 47.8                     |
| Central Okanagan                                                     | 11,555         | 222,162             | 52.0                     |
| Columbia-Shuswap                                                     | 2,681          | 56,968              | 47.1                     |
| Comox Valley                                                         | 4,016          | 72,445              | 55.4                     |
| Cowichan Valley                                                      | 5,290          | 87,060              | 60.8                     |
| East Kootenay                                                        | 2,427          | 65,891              | 36.8                     |
| Fraser Valley                                                        | 12,400         | 323,930             | 38.3                     |
| Fraser-Fort George                                                   | 2,363          | 88,810              | 26.6                     |
| Kitimat-Stikine                                                      | 863            | 34,710              | 24.9                     |
| Kootenay Boundary                                                    | 846            | 33,084              | 25.6                     |
| Metro Vancouver                                                      | 125,817        | 2,642,825           | 47.6                     |
| Mount Waddington                                                     | 537            | 10,688              | 50.2                     |
| Nanaimo                                                              | 8,152          | 165,460             | 49.3                     |
| North Coast                                                          | 541            | 13,141              | 41.2                     |
| North Okanagan                                                       | 4,395          | 91,610              | 48.0                     |
| Northern Rockies                                                     | 32             | 4,137               | 7.6                      |
| Okanagan-Similkameen                                                 | 4,717          | 90,178              | 52.3                     |
| Peace River                                                          | 57             | 60,802              | 0.9                      |
| qathet                                                               | 1,126          | 21,207              | 53.1                     |
| Squamish-Lillooet                                                    | 3,379          | 50,178              | 67.3                     |
| Strathcona                                                           | 2,320          | 45,294              | 51.2                     |
| Sunshine Coast                                                       | 2,247          | 32,149              | 69.9                     |
| Thompson-Nicola                                                      | 6,081          | 143,363             | 42.4                     |
| <b>GROSS*</b>                                                        | <b>229,922</b> | <b>4,969,075</b>    | <b>46.3</b>              |
| <b>LESS TONNES COLLECTED ON BEHALF OF OTHER STEWARDSHIP PROGRAMS</b> | <b>15,648</b>  |                     |                          |
| <b>NET</b>                                                           | <b>214,273</b> |                     | <b>43.1</b>              |

\* Gross tonnes collected by Recycle BC

## Regional Districts Curbside/Multi-Family Service Areas and Depot Facilities

| REGIONAL DISTRICTS                                   | SERVICE AREA FACILITIES | CHANGE   |
|------------------------------------------------------|-------------------------|----------|
| <b>Alberni-Clayoquot</b>                             | <b>10</b>               | <b>0</b> |
| <b>Curbside</b>                                      | <b>3</b>                |          |
| Ahousaht First Nation                                | 1                       |          |
| Alberni Clayoquot Regional District                  | 1                       |          |
| Toquaht Nation                                       | 1                       |          |
| <b>Depot</b>                                         | <b>6</b>                |          |
| Ahousaht Transfer Station                            | 1                       |          |
| Alberni Valley Landfill                              | 1                       |          |
| Bamfield Transfer Station                            | 1                       |          |
| Port Alberni Recycling Depot                         | 1                       |          |
| Sonbird Refuse & Recycling                           | 1                       |          |
| Westcoast Recycling Depot                            | 1                       |          |
| <b>Multi-family</b>                                  | <b>1</b>                |          |
| City of Port Alberni                                 | 1                       |          |
| <b>Bulkley-Nechako</b>                               | <b>6</b>                | <b>2</b> |
| <b>Curbside</b>                                      | <b>2</b>                | <b>2</b> |
| Town of Smithers                                     | 1                       |          |
| Village of Telkwa                                    | 1                       |          |
| <b>Depot</b>                                         | <b>4</b>                |          |
| Burns Lake Transfer Station Recycling Depot          | 1                       |          |
| Fort St. James Transfer Station                      | 1                       |          |
| Smithers-Telkwa Transfer Station and Recycling Depot | 1                       |          |
| Vanderhoof Transfer Station                          | 1                       |          |
| <b>Capital</b>                                       | <b>12</b>               | <b>0</b> |
| <b>Curbside</b>                                      | <b>1</b>                |          |
| Capital Regional District                            | 1                       |          |
| <b>Depot</b>                                         | <b>10</b>               |          |
| Galiano Island Recycling Depot                       | 1                       |          |
| Hartland Recycling Depot                             | 1                       |          |
| Island Return-It Esquimalt                           | 1                       |          |
| Sidney Return-It Depot                               | 1                       |          |
| Mayne Island Recycling Depot                         | 1                       |          |
| Oak Bay Public Works                                 | 1                       |          |
| Pender Island Recycling Depot                        | 1                       |          |
| Port Renfrew Transfer Station                        | 1                       |          |
| Salt Spring Island Recycling Depot                   | 1                       |          |
| Saturna Island Recycling Depot                       | 1                       |          |
| <b>Multi-family</b>                                  | <b>1</b>                |          |
| City of Victoria                                     | 1                       |          |
| <b>Cariboo</b>                                       | <b>21</b>               | <b>0</b> |
| <b>Curbside</b>                                      | <b>4</b>                |          |
| Cariboo Regional District                            | 1                       |          |
| City of Quesnel                                      | 1                       |          |
| City of Williams Lake                                | 1                       |          |
| District of 100 Mile House                           | 1                       |          |
| <b>Depot</b>                                         | <b>15</b>               |          |
| 150 Mile House Transfer Station                      | 1                       |          |
| Baker Creek Transfer Station                         | 1                       |          |
| Central Cariboo Transfer Station                     | 1                       |          |
| Forest Grove Transfer Station                        | 1                       |          |
| Frost Creek Transfer Station                         | 1                       |          |
| Gold Trail Recycling Ltd                             | 1                       |          |
| Horsefly Transfer Station                            | 1                       |          |
| Interlakes Landfill                                  | 1                       |          |
| Lac La Hache Transfer Station                        | 1                       |          |
| Lone Butte Transfer Station                          | 1                       |          |
| Nimpo Lake Recycling Depot                           | 1                       |          |
| Quesnel Landfill                                     | 1                       |          |
| Watch Lake Landfill                                  | 1                       |          |
| Wells Recycling Centre                               | 1                       |          |
| Wildwood Transfer Station                            | 1                       |          |

| REGIONAL DISTRICTS                                       | SERVICE AREA FACILITIES | CHANGE    |
|----------------------------------------------------------|-------------------------|-----------|
| <b>Multi-family</b>                                      | <b>2</b>                |           |
| City of Quesnel                                          | 1                       |           |
| City of Williams Lake                                    | 1                       |           |
| <b>Central Coast</b>                                     | <b>3</b>                | <b>0</b>  |
| <b>Curbside</b>                                          | <b>1</b>                |           |
| Bella Bella                                              | 1                       |           |
| <b>Depot</b>                                             | <b>2</b>                |           |
| Bella Bella Eco Depot                                    | 1                       |           |
| Thorsen Creek Landfill and Recycling Centre              | 1                       |           |
| <b>Central Kootenay</b>                                  | <b>18</b>               | <b>-1</b> |
| <b>Curbside</b>                                          | <b>5</b>                |           |
| City of Castlegar                                        | 1                       |           |
| City of Nelson                                           | 1                       |           |
| Regional District of Central Kootenay                    | 1                       |           |
| Village of Kaslo                                         | 1                       |           |
| Village of Nakusp                                        | 1                       |           |
| <b>Depot</b>                                             | <b>12</b>               |           |
| Balfour Transfer Station                                 | 1                       |           |
| Crawford Bay Transfer Station                            | 1                       |           |
| Crescent Valley Hall Depot                               | 1                       |           |
| Creston Car Wash Depot                                   | 1                       |           |
| Edgewood Transfer Station                                | 1                       |           |
| Kaslo Transfer Station                                   | 1                       |           |
| Nakusp Landfill                                          | 1                       |           |
| Nelson Recycling Depot                                   | 1                       |           |
| New Denver Village Depot                                 | 1                       |           |
| Ootischenia Depot (Castlegar Landfill)                   | 1                       |           |
| Salmo Village Depot                                      | 1                       |           |
| Slocan Transfer Station                                  | 1                       |           |
| <b>Multi-family</b>                                      | <b>1</b>                | <b>-1</b> |
| City of Nelson                                           | 1                       |           |
| <b>Central Okanagan</b>                                  | <b>14</b>               | <b>0</b>  |
| <b>Curbside</b>                                          | <b>5</b>                |           |
| City of Kelowna                                          | 1                       |           |
| City of West Kelowna                                     | 1                       |           |
| District of Lake Country                                 | 1                       |           |
| District of Peachland                                    | 1                       |           |
| Regional District of Central Okanagan                    | 1                       |           |
| <b>Depot</b>                                             | <b>9</b>                |           |
| Boucherie Bottle Depot                                   | 1                       |           |
| Columbia Bottle Depot - Central                          | 1                       |           |
| Columbia Bottle Depot - Rutland                          | 1                       |           |
| Columbia Bottle Depot - St. Paul                         | 1                       |           |
| Glenmore Landfill Recycling Depot                        | 1                       |           |
| Northwestside Recycling Depot                            | 1                       |           |
| Planet Earth Recycling Ltd.                              | 1                       |           |
| Traders Cove Recycling Depot                             | 1                       |           |
| Westside Residential Waste Disposal and Recycling Centre | 1                       |           |
| <b>Columbia-Shuswap</b>                                  | <b>22</b>               | <b>0</b>  |
| <b>Curbside</b>                                          | <b>3</b>                |           |
| City of Revelstoke                                       | 1                       |           |
| City of Salmon Arm                                       | 1                       |           |
| Town of Golden                                           | 1                       |           |
| <b>Depot</b>                                             | <b>18</b>               |           |
| Bill's Bottle Depot                                      | 1                       |           |
| Falkland Transfer Station                                | 1                       |           |
| Glenemma Transfer Station                                | 1                       |           |
| Golden Bottle Depot                                      | 1                       |           |
| Golden Landfill                                          | 1                       |           |
| Malakwa Depot                                            | 1                       |           |
| Parson Transfer Station                                  | 1                       |           |

| REGIONAL DISTRICTS                       | SERVICE AREA FACILITIES | CHANGE   |
|------------------------------------------|-------------------------|----------|
| Revelstoke Bottle Depot                  | 1                       |          |
| Revelstoke Landfill                      | 1                       |          |
| Salmon Arm Landfill                      | 1                       |          |
| Scotch Creek Transfer Station            | 1                       |          |
| Seymour Arm Transfer Station             | 1                       |          |
| Sicamous Downtown Depot                  | 1                       |          |
| Sicamous Landfill                        | 1                       |          |
| Skimikin Transfer Station                | 1                       |          |
| Sorrento Fire Hall Depot                 | 1                       |          |
| Tappen Co-Op Depot                       | 1                       |          |
| Trout Lake Transfer Station              | 1                       |          |
| <b>Multi-family</b>                      | <b>1</b>                |          |
| City of Revelstoke                       | 1                       |          |
| <b>Comox Valley</b>                      | <b>10</b>               | <b>0</b> |
| <b>Curbside</b>                          | <b>4</b>                |          |
| City of Courtenay                        | 1                       |          |
| Comox Valley Regional District - Royston | 1                       |          |
| Town of Comox                            | 1                       |          |
| Village of Cumberland                    | 1                       |          |
| <b>Depot</b>                             | <b>5</b>                |          |
| Comox Return Centre                      | 1                       |          |
| Comox Valley Waste Management Centre     | 1                       |          |
| Courtenay Return-It Depot                | 1                       |          |
| Denman Island Recycling Depot            | 1                       |          |
| Hornby Island Recycling Depot            | 1                       |          |
| <b>Multi-family</b>                      | <b>1</b>                |          |
| City of Courtenay                        | 1                       |          |
| <b>Cowichan Valley</b>                   | <b>13</b>               | <b>0</b> |
| <b>Curbside</b>                          | <b>6</b>                |          |
| City of Duncan                           | 1                       |          |
| Cowichan Tribes                          | 1                       |          |
| Cowichan Valley Regional District        | 1                       |          |
| District Municipality of North Cowichan  | 1                       |          |
| Town of Ladysmith                        | 1                       |          |
| Town of Lake Cowichan                    | 1                       |          |
| <b>Depot</b>                             | <b>5</b>                |          |
| Bings Creek Recycling Centre             | 1                       |          |
| Island Return-It Duncan                  | 1                       |          |
| Junction Bottle Depot                    | 1                       |          |
| Meade Creek Recycling Centre             | 1                       |          |
| Peerless Road Recycling Centre           | 1                       |          |
| <b>Multi-family</b>                      | <b>2</b>                |          |
| Town of Ladysmith                        | 1                       |          |
| Town of Lake Cowichan                    | 1                       |          |
| <b>East Kootenay</b>                     | <b>9</b>                | <b>2</b> |
| <b>Curbside</b>                          | <b>2</b>                | <b>2</b> |
| City of Cranbrook                        | 1                       |          |
| City of Kimberley                        | 1                       |          |
| <b>Depot</b>                             | <b>7</b>                |          |
| Cranbrook Bottle Depot                   | 1                       |          |
| Cranbrook Transfer Station               | 1                       |          |
| Elkford Transfer Station                 | 1                       |          |
| Fernie Transfer Station                  | 1                       |          |
| Invermere Transfer Station               | 1                       |          |
| Kimberley Transfer Station               | 1                       |          |
| Sparwood Transfer Station                | 1                       |          |
| <b>Fraser Valley</b>                     | <b>18</b>               | <b>0</b> |
| <b>Curbside</b>                          | <b>5</b>                |          |
| City of Abbotsford                       | 1                       |          |
| City of Chilliwack                       | 1                       |          |
| District of Mission                      | 1                       |          |
| Seabird Island Band                      | 1                       |          |
| District of Hope                         | 1                       |          |
| <b>Depot</b>                             | <b>8</b>                |          |
| Abbotsford Bottle Depot                  | 1                       |          |

| REGIONAL DISTRICTS                                       | SERVICE AREA FACILITIES | CHANGE   |
|----------------------------------------------------------|-------------------------|----------|
| Abbotsford Mission Recycling Depot                       | 1                       |          |
| Agassiz Bottle Depot                                     | 1                       |          |
| Chilliwack Bottle Depot                                  | 1                       |          |
| Mission Recycle Centre                                   | 1                       |          |
| Pacific Mattress Recycling Inc.                          | 1                       |          |
| R&T Recyclables & Bottle Depot                           | 1                       |          |
| Sardis Bottle Depot                                      | 1                       |          |
| <b>Multi-family</b>                                      | <b>5</b>                |          |
| City of Abbotsford                                       | 1                       |          |
| City of Chilliwack                                       | 1                       |          |
| District of Hope                                         | 1                       |          |
| District of Mission                                      | 1                       |          |
| Seabird Island Band                                      | 1                       |          |
| <b>Fraser-Fort George</b>                                | <b>4</b>                | <b>0</b> |
| <b>Curbside</b>                                          | <b>1</b>                |          |
| City of Prince George                                    | 1                       |          |
| <b>Depot</b>                                             | <b>2</b>                |          |
| Hart Return-It Centre                                    | 1                       |          |
| P.G. Recycling and Return-It Centre                      | 1                       |          |
| <b>Multi-family</b>                                      | <b>1</b>                |          |
| City of Prince George                                    | 1                       |          |
| <b>Kitimat-Stikine</b>                                   | <b>7</b>                | <b>2</b> |
| <b>Curbside</b>                                          | <b>2</b>                | <b>1</b> |
| City of Terrace                                          | 1                       |          |
| District of Kitimat                                      | 1                       |          |
| <b>Depot</b>                                             | <b>5</b>                | <b>1</b> |
| Do Your Part Recycling                                   | 1                       |          |
| Hazelton Bottle Depot                                    | 1                       |          |
| Kitimat Bottle Depot                                     | 1                       |          |
| Kitwanga Transfer Station                                | 1                       |          |
| Stewart Transfer Station                                 | 1                       |          |
| <b>Kootenay Boundary</b>                                 | <b>12</b>               | <b>0</b> |
| <b>Curbside</b>                                          | <b>2</b>                |          |
| Kootenay Boundary Regional District - Boundary Region    | 1                       |          |
| Regional District of Kootenay Boundary - Kootenay Region | 1                       |          |
| <b>Depot</b>                                             | <b>6</b>                |          |
| Christina Lake Transfer Station                          | 1                       |          |
| McKelvey Creek Landfill                                  | 1                       |          |
| Grand Forks Depot                                        | 1                       |          |
| Rock Creek Transfer Station                              | 1                       |          |
| Trail Bottle Depot                                       | 1                       |          |
| West Boundary Landfill                                   | 1                       |          |
| <b>Multi-family</b>                                      | <b>4</b>                |          |
| City of Grand Forks                                      | 1                       |          |
| City of Rossland                                         | 1                       |          |
| City of Trail                                            | 1                       |          |
| Village of Fruitvale                                     | 1                       |          |
| <b>Metro Vancouver</b>                                   | <b>78</b>               | <b>0</b> |
| <b>Curbside</b>                                          | <b>19</b>               |          |
| City of Burnaby                                          | 1                       |          |
| City of Coquitlam                                        | 1                       |          |
| City of Delta                                            | 1                       |          |
| City of Langley                                          | 1                       |          |
| City of Maple Ridge                                      | 1                       |          |
| City of New Westminster                                  | 1                       |          |
| City of North Vancouver                                  | 1                       |          |
| City of Pitt Meadows                                     | 1                       |          |
| City of Port Coquitlam                                   | 1                       |          |
| City of Port Moody                                       | 1                       |          |
| City of Richmond                                         | 1                       |          |
| City of Surrey                                           | 1                       |          |
| City of Vancouver                                        | 1                       |          |
| City of White Rock                                       | 1                       |          |

| REGIONAL DISTRICTS                       | SERVICE AREA FACILITIES | CHANGE |
|------------------------------------------|-------------------------|--------|
| District of North Vancouver              | 1                       |        |
| District of West Vancouver               | 1                       |        |
| Township of Langley                      | 1                       |        |
| University Endowment Lands               | 1                       |        |
| Village of Anmore                        | 1                       |        |
| <b>Depot</b>                             | <b>41</b>               |        |
| Aldergrove Return-It Depot               | 1                       |        |
| Bridgeview Bottle & Return-It Depot      | 1                       |        |
| Burnaby Eco-Centre                       | 1                       |        |
| City of Richmond Recycling Depot         | 1                       |        |
| Coquitlam Return-It Depot                | 1                       |        |
| Coquitlam Recycling and Waste Centre     | 1                       |        |
| East Hastings Bottle Depot               | 1                       |        |
| Edmonds Return-It Depot                  | 1                       |        |
| Fraser Valley Bottle & Return-It Depot   | 1                       |        |
| Guildford Bottle Depot                   | 1                       |        |
| Haney Bottle Depot                       | 1                       |        |
| Ironwood Bottle Depot                    | 1                       |        |
| Jenill Recycling                         | 1                       |        |
| Kensington Square Return-It Centre       | 1                       |        |
| Kitchener Bottle Depot                   | 1                       |        |
| Ladner Bottle Depot                      | 1                       |        |
| Lee's Bottle Depot                       | 1                       |        |
| London Drugs Depot                       | 1                       |        |
| Lougheed Return-It Depot                 | 1                       |        |
| Langley Bottle Depot                     | 1                       |        |
| Maple Ridge Bottle Depot                 | 1                       |        |
| Maple Ridge Recycling Depot              | 1                       |        |
| Metrotown Return-It Centre               | 1                       |        |
| Newton Bottle Depot                      | 1                       |        |
| North Shore Bottle Depot                 | 1                       |        |
| North Shore Recycling and Waste Centre   | 1                       |        |
| North Vancouver Bottle & Return-It Depot | 1                       |        |
| Panorama Village Return-It               | 1                       |        |
| Pitt Meadows Bottle & Return-It Depot    | 1                       |        |
| Poco Return-It                           | 1                       |        |
| Powell Street Return-It Bottle Depot     | 1                       |        |
| Queensborough Landing                    | 1                       |        |
| Sapperton Return-It Depot                | 1                       |        |
| Scott Road Bottle Depot                  | 1                       |        |
| Semiahmoo Bottle Depot                   | 1                       |        |
| South Van Bottle Depot                   | 1                       |        |
| Tsawwassen Return-It Centre              | 1                       |        |
| Vancouver Central Return-It Depot        | 1                       |        |
| Vancouver Landfill                       | 1                       |        |
| Vancouver Zero Waste Centre              | 1                       |        |
| Walnut Grove Bottle & Return Centre      | 1                       |        |
| <b>Multi-family</b>                      | <b>18</b>               |        |
| City of Burnaby                          | 1                       |        |
| City of Coquitlam                        | 1                       |        |
| City of Delta                            | 1                       |        |
| City of Langley                          | 1                       |        |
| City of Maple Ridge                      | 1                       |        |
| City of New Westminster                  | 1                       |        |
| City of North Vancouver                  | 1                       |        |
| City of Pitt Meadows                     | 1                       |        |
| City of Port Coquitlam                   | 1                       |        |
| City of Port Moody                       | 1                       |        |
| City of Richmond                         | 1                       |        |
| City of Surrey                           | 1                       |        |
| City of Vancouver                        | 1                       |        |
| City of White Rock                       | 1                       |        |
| District of North Vancouver              | 1                       |        |
| District of West Vancouver               | 1                       |        |
| Township of Langley                      | 1                       |        |
| University Endowment Lands               | 1                       |        |

| REGIONAL DISTRICTS                        | SERVICE AREA FACILITIES | CHANGE   |
|-------------------------------------------|-------------------------|----------|
| <b>Mount Waddington</b>                   | <b>14</b>               | <b>0</b> |
| <b>Curbside</b>                           | <b>4</b>                |          |
| District of Port Hardy                    | 1                       |          |
| Regional District of Mount Waddington     | 1                       |          |
| Town of Port McNeill                      | 1                       |          |
| Village of Alert Bay                      | 1                       |          |
| <b>Depot</b>                              | <b>10</b>               |          |
| 7 Mile Landfill And Recycling             | 1                       |          |
| Cormorant Island Recycling Depot          | 1                       |          |
| Island Foods Bottle Depot                 | 1                       |          |
| Malcolm Island Recycling Depot            | 1                       |          |
| Port Alice Recycling Depot                | 1                       |          |
| Port Hardy Return It Centre               | 1                       |          |
| Quatsino Recycling Depot                  | 1                       |          |
| Tsulquate Recycling Depot                 | 1                       |          |
| Winter Harbour Recycling Depot            | 1                       |          |
| Woss Recycling Depot                      | 1                       |          |
| <b>Nanaimo</b>                            | <b>8</b>                | <b>0</b> |
| <b>Curbside</b>                           | <b>2</b>                |          |
| City of Nanaimo                           | 1                       |          |
| Regional District of Nanaimo              | 1                       |          |
| <b>Depot</b>                              | <b>3</b>                |          |
| GFL Environmental Depot                   | 1                       |          |
| Hayes Road Regional                       | 1                       |          |
| Old Victoria Regional                     | 1                       |          |
| <b>Multi-family</b>                       | <b>3</b>                |          |
| City of Nanaimo                           | 1                       |          |
| City of Parksville                        | 1                       |          |
| Nanoose Bay                               | 1                       |          |
| <b>North Coast</b>                        | <b>3</b>                | <b>0</b> |
| <b>Curbside</b>                           | <b>1</b>                |          |
| Gitxaala Nation                           | 1                       |          |
| <b>Depot</b>                              | <b>2</b>                |          |
| Kitkatla Recycling                        | 1                       |          |
| Mainland (Regional) Recycling Depot       | 1                       |          |
| <b>North Okanagan</b>                     | <b>9</b>                | <b>0</b> |
| <b>Curbside</b>                           | <b>1</b>                |          |
| Regional District of North Okanagan       | 1                       |          |
| <b>Depot</b>                              | <b>4</b>                |          |
| Armstrong Bottle Depot                    | 1                       |          |
| Interior Freight and Bottle Depot         | 1                       |          |
| Venture Bottle Depot                      | 1                       |          |
| Venture Training Centre                   | 1                       |          |
| <b>Multi-family</b>                       | <b>4</b>                |          |
| City of Armstrong                         | 1                       |          |
| City of Enderby                           | 1                       |          |
| City of Vernon                            | 1                       |          |
| Village of Lumby                          | 1                       |          |
| <b>Northern Rockies</b>                   | <b>1</b>                | <b>0</b> |
| <b>Depot</b>                              | <b>1</b>                |          |
| Widesky Disposals                         | 1                       |          |
| <b>Okanagan-Similkameen</b>               | <b>19</b>               | <b>0</b> |
| <b>Curbside</b>                           | <b>7</b>                |          |
| City of Penticton                         | 1                       |          |
| District of Summerland                    | 1                       |          |
| Penticton Indian Band                     | 1                       |          |
| Regional District of Okanagan-Similkameen | 1                       |          |
| Town of Oliver                            | 1                       |          |
| Town of Osoyoos                           | 1                       |          |
| Town of Princeton                         | 1                       |          |
| <b>Depot</b>                              | <b>9</b>                |          |
| Campbell Mountain Landfill                | 1                       |          |
| J & C Bottle Depot                        | 1                       |          |
| Keremeos Transfer Station                 | 1                       |          |

| REGIONAL DISTRICTS                               | SERVICE AREA FACILITIES | CHANGE   |
|--------------------------------------------------|-------------------------|----------|
| Oliver Landfill                                  | 1                       |          |
| Osoyoos Bottle Depot                             | 1                       |          |
| Osoyoos Landfill                                 | 1                       |          |
| Princeton Landfill                               | 1                       |          |
| Summerland Landfill                              | 1                       |          |
| T2 Market Recycle Depot                          | 1                       |          |
| <b>Multi-family</b>                              | <b>3</b>                |          |
| City of Penticton                                | 1                       |          |
| District of Summerland                           | 1                       |          |
| Town of Oliver                                   | 1                       |          |
| <b>Peace River</b>                               | <b>10</b>               | <b>0</b> |
| <b>Depot</b>                                     | <b>10</b>               |          |
| Buick Creek Transfer Station                     | 1                       |          |
| Cecil Lake Transfer Station                      | 1                       |          |
| Moberly Lake Transfer Station                    | 1                       |          |
| Prespatou Transfer Station                       | 1                       |          |
| Rolla Transfer Station                           | 1                       |          |
| Rose Prairie Transfer Station                    | 1                       |          |
| Tomslake Transfer Station                        | 1                       |          |
| Tumbler Ridge Transtor                           | 1                       |          |
| Upper Halfway Transfer Station                   | 1                       |          |
| Wonowon Transfer Station                         | 1                       |          |
| <b>qathet</b>                                    | <b>8</b>                | <b>0</b> |
| <b>Curbside</b>                                  | <b>1</b>                |          |
| City of Powell River                             | 1                       |          |
| <b>Depot</b>                                     | <b>6</b>                |          |
| Augusta Recyclers                                | 1                       |          |
| Gillies Bay Community Depot                      | 1                       |          |
| Lund Community Depot                             | 1                       |          |
| Powell River South (Black Point) Community Depot | 1                       |          |
| Sliammon Community Depot                         | 1                       |          |
| Town Centre Depot                                | 1                       |          |
| <b>Multi-family</b>                              | <b>1</b>                |          |
| City of Powell River                             | 1                       |          |
| <b>Squamish-Lillooet</b>                         | <b>12</b>               | <b>0</b> |
| <b>Curbside</b>                                  | <b>3</b>                |          |
| District of Squamish                             | 1                       |          |
| Tsal'alh (Seton Lake)                            | 1                       |          |
| Squamish-Lillooet Regional District              | 1                       |          |
| <b>Depot</b>                                     | <b>6</b>                |          |
| Squamish Recycle Centre                          | 1                       |          |
| Function Junction Depot                          | 1                       |          |
| Lillooet Landfill & Recycling Depot              | 1                       |          |
| Nesters Depot                                    | 1                       |          |
| Pemberton Transfer Station                       | 1                       |          |
| Pemberton Recycling Centre                       | 1                       |          |
| <b>Multi-family</b>                              | <b>3</b>                |          |
| District of Squamish                             | 1                       |          |
| Resort Municipality of Whistler                  | 1                       |          |
| Village of Pemberton                             | 1                       |          |
| <b>Strathcona</b>                                | <b>11</b>               | <b>0</b> |
| <b>Curbside</b>                                  | <b>3</b>                |          |
| City of Campbell River                           | 1                       |          |
| Ka:'yu:'k't'h'/Che:k'tles7et'h' First Nation     | 1                       |          |
| Strathcona Regional District - Cortes Island     | 1                       |          |
| <b>Depot</b>                                     | <b>7</b>                |          |
| Campbell River Waste Management Centre           | 1                       |          |
| Cortes Island Depot                              | 1                       |          |
| Gold River Recycling Depot                       | 1                       |          |
| Island Return-It Campbell River                  | 1                       |          |
| Sayward Recycling Depot                          | 1                       |          |
| Tahsis Recycling Depot                           | 1                       |          |
| Zeballos Recycling Depot                         | 1                       |          |
| <b>Multi-family</b>                              | <b>1</b>                |          |

| REGIONAL DISTRICTS                 | SERVICE AREA FACILITIES | CHANGE   |
|------------------------------------|-------------------------|----------|
| City of Campbell River             | 1                       |          |
| <b>Sunshine Coast</b>              | <b>6</b>                | <b>2</b> |
| <b>Curbside</b>                    | <b>2</b>                | <b>1</b> |
| District of Sechelt                | 1                       |          |
| Sechelt Indian Government District | 1                       |          |
| <b>Depot</b>                       | <b>3</b>                |          |
| Gibsons Recycling Depot            | 1                       |          |
| Pender Harbour Recycling Depot     | 1                       |          |
| Sechelt Recycling Depot            | 1                       |          |
| <b>Multi-family</b>                | <b>1</b>                | <b>1</b> |
| Sechelt Indian Government District | 1                       |          |
| <b>Thompson-Nicola</b>             | <b>24</b>               | <b>2</b> |
| <b>Curbside</b>                    | <b>6</b>                | <b>1</b> |
| City of Kamloops                   | 1                       |          |
| City of Merritt                    | 1                       |          |
| District of Barriere               | 1                       |          |
| District of Logan Lake             | 1                       |          |
| Thompson-Nicola Regional District  | 1                       |          |
| Village of Chase                   | 1                       |          |
| <b>Depot</b>                       | <b>14</b>               |          |
| 70 Mile House Eco-Depot            | 1                       |          |
| Cache Creek Transfer Station       | 1                       |          |
| Clearwater Eco-Depot               | 1                       |          |
| Clinton Eco-Depot                  | 1                       |          |
| General Grant's - Northshore       | 1                       |          |
| General Grant's - Sahali           | 1                       |          |
| Heffley Creek Eco-Depot            | 1                       |          |
| Logan Lake Eco-Depot               | 1                       |          |
| Lorne Street Bottle Depot          | 1                       |          |
| Louis Creek Eco-Depot              | 1                       |          |
| Lower Nicola Eco-Depot             | 1                       |          |
| Lytton Eco-Depot                   | 1                       |          |
| South Thompson Eco-Depot           | 1                       |          |
| Sun Peaks Transfer Station         | 1                       |          |
| <b>Multi-family</b>                | <b>4</b>                | <b>1</b> |
| City of Kamloops                   | 1                       |          |
| District of Barriere               | 1                       |          |
| District of Logan Lake             | 1                       |          |
| Village of Chase                   | 1                       |          |
| <b>GRAND TOTAL</b>                 | <b>382</b>              | <b>9</b> |

# Managing Environmental Impacts

## Recycling End Markets

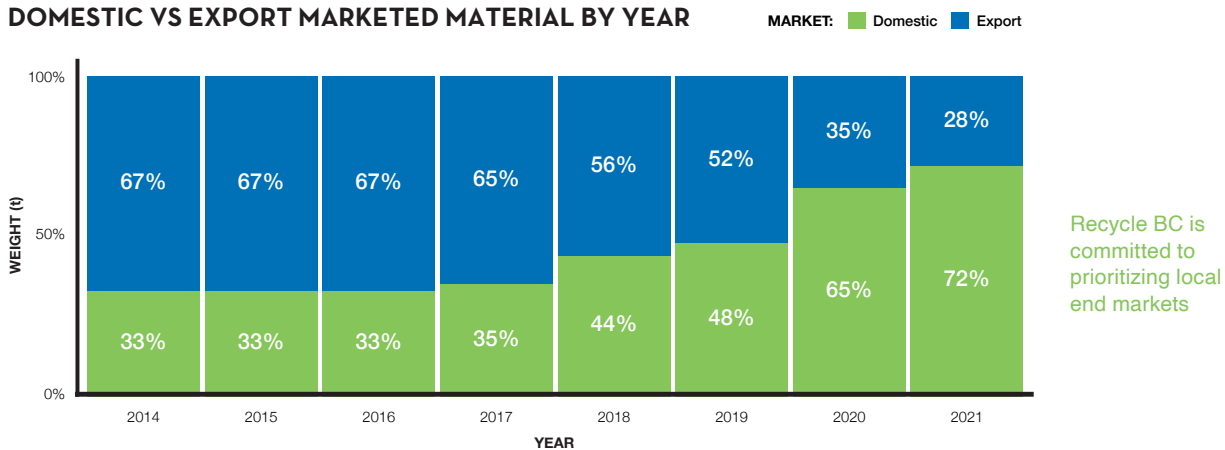
The design of Recycle BC’s program produces the highest and best quality of recycled commodities from residential sources, from collection through to post-collection. This quality is important to ensure the collected materials can be responsibly recycled as close to home as possible.

The province-wide standardized list of accepted materials and strong promotion and education resources produced each year, coupled with an emphasis on source-separated and depot-only materials, ensure good quality material is delivered to the post-collection network.

The post-collection network, with its recent and ongoing investment in state-of-the-art sorting technology and the ability to sort both paper and container streams into a wide range of high-quality commodity grades, ensures the material collected in the Recycle BC program is desired by recycling end markets both locally and overseas.

This quality is important—overseas countries are instituting tighter restrictions on importing recycled materials and therefore more recycling programs in North America are looking to local end markets to accept their material. Recycle BC continues to pursue local North American end markets first and foremost and therefore strives to be a preferred supplier to these end markets. In 2021, Recycle BC sent the most material to local North American end markets in the program’s history, reducing reliance on overseas end markets, advancing the local circular economy, and reducing the GHG emissions from marine shipments.

**DOMESTIC VS EXPORT MARKETED MATERIAL BY YEAR**



Recycle BC’s plastic packaging, paper products, glass and metal containers are currently collected, processed and sold as follows:

- More than 97% of plastics collected in BC were sold to a local end market in Metro Vancouver where most was processed into pellets for new packaging and products. For a small quantity of material where there was no recycling solution, like other flexible plastic packaging, this waste packaging was recovered into engineered fuel.
- Paper was sold to end markets in BC, the United States and overseas where it was processed into boxes and other paper products, including egg cartons.
- Glass collected by Recycle BC was sold to end markets in BC to be sent to a United States glass plant for new bottles, with the remainder processed into sandblast grit or construction aggregate in BC.
- Metal containers were marketed to end markets in BC, Ontario, and the United States, and recycled into new packaging and sheet metal.

## Producer Innovations Toward Sustainable Packaging and Plastics

Plastic packaging today comes in a wide range of materials and designs, and can place a burden on residents, businesses, and governments to understand which options are the most sustainable. This can hamper recycling efforts and lead to plastic packaging ending up in the landfill or the environment.

Many Recycle BC members are innovating sustainable design as part of the Canada Plastics Pact (CPP), which was launched in January 2021 and provides the opportunity for businesses across the plastics value chain to address plastic pollution in a collaborative manner.

The CPP is a member of the global Ellen MacArthur Foundation Plastics Pact Network that brings together country or regional efforts to implement solutions towards a circular economy for plastics. Signatories to the CPP have committed to achieving the following targets by 2025 and will report annually on their progress:

- support efforts towards 100% of plastic packaging being designed to be reusable, recyclable or compostable;
- undertake actions to ensure that at least 50% of plastic packaging is effectively recycled or composted;
- ensure an average of at least 30% (by weight) recycled content across all plastic packaging; and eliminate problematic or unnecessary plastic packaging.

In early 2022, the CPP introduced the nine Golden Design Rules that provide a clear framework to drive innovation and actions that will result in less plastics packaging overall and easier to recycle plastics packaging by 2025. The Golden Design Rules aim to change how packaging is designed to keep it in the economy and out of the environment. Details about the nine Rules are available on the [CPP microsite](#):

1. Increase Value in PET Recycling
2. Remove Problematic Elements from Packaging
3. Eliminate Excess Headspace
4. Reduce Plastic Overwraps
5. Increase Recycling Value for PET Thermoformed Trays and Other PET Thermoformed Packaging
6. Increase Recycling Value in Flexible Consumer Packaging
7. Increase Recycling Value in Rigid HDPE and PP
8. Reduce Virgin Plastic Use in Business-to-Business Plastic Packaging
9. Use On-Pack Recycling Instructions

Smart and sustainable design ensures plastic packaging is properly recycled, helps keep it out of the environment and reduces GHG emissions. These initiatives are important because improved recyclability and increased recycled content, coupled with a full producer responsibility program, provide a pathway to a circular economy for materials.

When producers take full responsibility for their materials, they are in a better position to recover them as inputs into new manufacturing processes and capture the maximum value from these resources.

Producers are also investing in developing innovative alternatives to single-use plastics and other problematic items included in new federal and provincial regulations.





## Researching the Reuse of Other Flexible Plastic Packaging in Fibre-Reinforced Concrete

Recycle BC has partnered with the University of Victoria to research the feasibility of using other flexible plastic packaging to create fibre-reinforced concrete.

Concrete is the world's most used construction material; however it is brittle and prone to cracking and is typically reinforced. Various types of materials can be used as reinforcement, such as steel rebar or small fibres made from glass, plastic, cellulose or carbon.

Working directly with the University of Victoria's Facility for Innovative Materials and Infrastructure Monitoring (FIMIM), the research is exploring a higher end-use of other flexible plastic packaging collected by the program and evaluating whether this reused packaging is a suitable reinforcement for reducing cracking and providing increased tensile strength and durability in concrete.

Using his patented coating, Dr. Rishi Gupta is leading the work to improve the bonding of plastic fibres and concrete. The research effort began in 2021 and the initial phase will last about one year.

In addition to potentially creating a process for better concrete, the project could create an additional market opportunity for collected other flexible plastic packaging that reduces GHG emissions and replaces the use of virgin steel and plastics.

## Recovery Rates

The 2021 recovery rate was 94.1%, a significant increase from the 2020 recovery rate of 85.8%.

The program's recovery rate increase from the previous year reflects the unusual circumstances of the COVID-19 pandemic in a few ways:

- The increase in collected tonnes, due to changing behaviours such as work from home, less dining out, and more home-shopping delivery service.
- A reduction in supply tonnes reported by Recycle BC's producers, some of whom chose to re-use 2018 supply data due to workforce constraints.
- The timing of supply vs collected tonnes in the recovery rate calculation: 2019 supply data reported in 2020 for 2021 fees was pre-pandemic, while collected tonnes data was from 2021 during the second year of COVID-19 impacting communities.
- The recovery rate will continue to be impacted by the effects of the pandemic for the next couple of years until stability in supply and collection resumes.

### MATERIAL SUPPLIED, COLLECTED AND RECOVERY RATE

|                                         | 2021    | 2020    |
|-----------------------------------------|---------|---------|
| Tonnes of materials supplied by members | 227,603 | 236,884 |
| Tonnes of material collected*           | 214,273 | 203,213 |
| Recovery Rate**                         | 94.1%   | 85.8%   |

\* Tonnes of material collected reflect the exclusion of tonnes collected by Recycle BC on behalf of other stewardship programs

\*\* Recycle BC's recovery rate is determined by dividing collected tonnes by steward-reported tonnes

The Recycle BC Program Plan, approved in 2019, introduced material category recovery performance targets for paper, plastic, metal and glass. To promote continuous improvement, new recovery targets are established for material categories that achieve and maintain their target recovery rate for two consecutive years. Targets for metal and glass were increased in 2020.

For 2021, target recovery rates were increased for plastic, rigid plastic and flexible plastic and 2025 was set as the year to achieve the new targets. For glass, year over year the supply quantities were relatively stable, while the quantity of glass collected increased by 16.2%.

Note that due to the increased volume of recyclables driven by the pandemic, coupled with the lag in reported supply quantities, recovery rates are not stable for forecasting and updated targets represent best estimates at this time.

| Material Category | 2021 Recovery Rate | Updated Target Recovery Rate (2021) | 2020 Recovery Rate | Updated Target Recovery Rate (2020) |
|-------------------|--------------------|-------------------------------------|--------------------|-------------------------------------|
| Paper             | 101%               |                                     | 90%                |                                     |
| Plastic           | 55%                | 58%                                 | 52%                |                                     |
| Rigid Plastic     | 67%                | 73%                                 | 64%                |                                     |
| Flexible Plastic  | 28%                | 27%                                 | 24%                |                                     |
| Metal             | 83%                |                                     | 85%                | 81%                                 |
| Glass             | 116%               |                                     | 97%                | 98%                                 |

**POLLUTION PREVENTION HIERARCHY**

The BC Recycling Regulation requires that Recycle BC manage collected materials in adherence to the order of preference as outlined in the Pollution Prevention Hierarchy, a tiered approach to the preferred management of waste. Priority is on reduction, redesign, reuse and recycling, followed by recovery and finally, disposal.

Recycle BC utilizes the pollution prevention hierarchy in the following ways:

- **Reduce:** producer fees are based on weight thereby encouraging the elimination or reduction of materials supplied to consumers.
- **Reuse:** Recycle BC is actively engaged in exploring reuse opportunities.
- **Recycle:** upon request, provides guidance to producers on designing for recyclability and works with producers to explore opportunities to recycle more materials and utilizes payments to service providers to encourage collection and processing of packaging and paper to meet recycling end-market requirements.
- **Recover:** research and development aimed at advancing recycling technologies in order to recover materials not currently recycled.
  - Further processing of system residues to meet recovery end-market requirements for engineered fuel products in order to minimize residue sent to landfill.
- **Residual Management:** disposal of material for which no end-market exists.

| RECYCLING                                                         | RECOVERY                                                                  | RESIDUAL MANAGEMENT                                     |
|-------------------------------------------------------------------|---------------------------------------------------------------------------|---------------------------------------------------------|
| Tonnes of material managed by recycling<br><b>197,745 tonnes*</b> | Tonnes of material managed by recovery (engineered fuel)<br><b>11,821</b> | Tonnes of material managed by disposal<br><b>18,228</b> |
| % of collected tonnes managed by recycling<br><b>86.0%**</b>      | Tonnes of material managed by recovery (energy from waste)<br><b>0</b>    |                                                         |

Figures above represents audited data from processors on quantities of materials shipped. Prior year-end inventory shipped in the current year and unprocessed and unshipped inventories at year end are both considered.

\* Gross tonnes managed by recycling in the Recycle BC system

\*\* Based on gross tonnes collected in Recycle BC system

# Program Performance

## Year-Over-Year Performance

| METRIC                                                     | 2021      | 2020      | YOY VARIANCE % |
|------------------------------------------------------------|-----------|-----------|----------------|
| Gross Collected Tonnes                                     | 229,922   | 221,870   | 3.6%           |
| Recycled Tonnes                                            | 197,745   | 199,856   | -1.1%          |
| Supplied Tonnes                                            | 227,603   | 236,884   | -3.9%          |
| Collected Tonnes *                                         | 214,273   | 203,213   | 5.4%           |
| Recovery Rate *                                            | 94.1%     | 85.8%     | 8.4%           |
| Provincial Recycling Target                                | 77%       | 77%       | na             |
| Collected Tonnes: Paper                                    | 135,268   | 127,599   | 6.0%           |
| Supplied Tonnes: Paper                                     | 133,682   | 141,121   | -5.3%          |
| Recovery Rate: Paper                                       | 101%      | 90%       | 10.8%          |
| Collected Tonnes: Plastic                                  | 34,461    | 32,804    | 5.1%           |
| Supplied Tonnes: Plastic                                   | 62,379    | 63,416    | -1.6%          |
| Recovery Rate: Plastic                                     | 55%       | 52%       | 3.5%           |
| <i>Collected Tonnes: Rigid Plastic</i>                     | 29,108    | 27,964    | 4.1%           |
| <i>Supplied Tonnes: Rigid Plastic</i>                      | 43,589    | 43,561    | 0.1%           |
| <i>Recovery Rate: Rigid Plastic</i>                        | 67%       | 64%       | 2.6%           |
| <i>Collected Tonnes: Flexible Plastic</i>                  | 5,353     | 4,840     | 10.6%          |
| <i>Supplied Tonnes: Flexible Plastic</i>                   | 18,791    | 19,856    | -5.4%          |
| <i>Recovery Rate: Flexible Plastic</i>                     | 28%       | 24%       | 4.1%           |
| Collected Tonnes: Metal                                    | 10,356    | 10,742    | -3.6%          |
| Supplied Tonnes: Metal                                     | 12,449    | 12,619    | -1.3%          |
| Recovery Rate: Metal                                       | 83%       | 85%       | -1.9%          |
| Collected Tonnes: Glass                                    | 22,211    | 19,120    | 16.2%          |
| Supplied Tonnes: Glass                                     | 19,094    | 19,729    | -3.2%          |
| Recovery Rate: Glass                                       | 116%      | 97%       | 19.4%          |
| Total Population Served by PPP Program                     | 4,969,000 | 4,614,000 | 7.7%           |
| Curbside and Multi-Family Population Served by PPP Program | 3,885,000 | 3,732,000 | 4.1%           |
| Recovered KG per Capita *                                  | 43.1      | 44.0      | -2.1%          |
| Total Households Served                                    | 2,028,000 | 1,867,000 | 8.6%           |
| Curbside and Multi-Family Households Served                | 1,586,000 | 1,555,000 | 2.0%           |
| Percent of Households with Access to Depots                | 99.3%     | 99.2%     | 0.1%           |
| Number of Stewards                                         | 1,163     | 1,199     | -3.0%          |
| Consumer Awareness of Recycle BC Program                   | 61%       | 57%       | 4.0%           |

\* Figure reflects the exclusion of tonnes collected by Recycle BC on behalf of other stewardship programs and reported in their annual reports. The total collected quantity of material is higher than the sum of the material category collected quantities due to non-PPP materials collected.

## Performance Against Stewardship Plan Targets

| PLAN TARGET                                                                                                                                                                                                                                       | 2021 RESULTS                                                                                                                                                                                                                                                                                                                                                                                                                                                                                                                                                                                                                                                                                                                                                                                                                                                                                                                                                                                                                                                                                                                                                                                                                                                                                                                                                                                                                                                                                                                                                                                                                                                                                                                                                                                                                                                                                                                                                                                                                                                                                                                                                                                                                                                                                                                                                                                                                                                                                                                              | STRATEGIES FOR IMPROVEMENT                                                                                                                                                                         |                    |                                     |                      |                                     |                      |                        |       |      |  |     |  |     |      |         |     |     |     |  |     |       |               |     |     |     |  |     |      |  |  |  |  |     |       |                  |     |     |     |  |     |      |  |  |  |  |     |       |       |     |  |     |     |     |      |       |      |  |     |     |     |      |                                                                                                                                                                                                                                                                                                                                                                                                                                                                              |
|---------------------------------------------------------------------------------------------------------------------------------------------------------------------------------------------------------------------------------------------------|-------------------------------------------------------------------------------------------------------------------------------------------------------------------------------------------------------------------------------------------------------------------------------------------------------------------------------------------------------------------------------------------------------------------------------------------------------------------------------------------------------------------------------------------------------------------------------------------------------------------------------------------------------------------------------------------------------------------------------------------------------------------------------------------------------------------------------------------------------------------------------------------------------------------------------------------------------------------------------------------------------------------------------------------------------------------------------------------------------------------------------------------------------------------------------------------------------------------------------------------------------------------------------------------------------------------------------------------------------------------------------------------------------------------------------------------------------------------------------------------------------------------------------------------------------------------------------------------------------------------------------------------------------------------------------------------------------------------------------------------------------------------------------------------------------------------------------------------------------------------------------------------------------------------------------------------------------------------------------------------------------------------------------------------------------------------------------------------------------------------------------------------------------------------------------------------------------------------------------------------------------------------------------------------------------------------------------------------------------------------------------------------------------------------------------------------------------------------------------------------------------------------------------------------|----------------------------------------------------------------------------------------------------------------------------------------------------------------------------------------------------|--------------------|-------------------------------------|----------------------|-------------------------------------|----------------------|------------------------|-------|------|--|-----|--|-----|------|---------|-----|-----|-----|--|-----|-------|---------------|-----|-----|-----|--|-----|------|--|--|--|--|-----|-------|------------------|-----|-----|-----|--|-----|------|--|--|--|--|-----|-------|-------|-----|--|-----|-----|-----|------|-------|------|--|-----|-----|-----|------|------------------------------------------------------------------------------------------------------------------------------------------------------------------------------------------------------------------------------------------------------------------------------------------------------------------------------------------------------------------------------------------------------------------------------------------------------------------------------|
| <p>Maintain program recovery rate of 77%</p> <p>Begin consultation process in 2022 on performance targets and measures in preparation for next 5-year Program Plan.</p>                                                                           | <ul style="list-style-type: none"> <li>2021 recovery rate was 94.1%, a significant increase from the 2020 recovery rate of 85.8%. Much of the increase is likely attributable to BC residents spending more time at home due to the COVID-19 pandemic and generating an increased volume of recyclables.</li> <li>This increased collection volume (the numerator used to calculate the recovery rate) is not yet reflected in the supplied quantities (the denominator for the recovery rate) based on the reporting timelines followed by producers, therefore the 2021 recovery rate increase reflects this time lag (2019 supply reported in 2020 for 2021 fees) as well as the increase in collected quantities in 2021.</li> </ul>                                                                                                                                                                                                                                                                                                                                                                                                                                                                                                                                                                                                                                                                                                                                                                                                                                                                                                                                                                                                                                                                                                                                                                                                                                                                                                                                                                                                                                                                                                                                                                                                                                                                                                                                                                                                  | <p>Per the Program Plan, once targets are achieved and stable the target will automatically increase; however, the lingering impact of the COVID-19 pandemic will be taken into consideration.</p> |                    |                                     |                      |                                     |                      |                        |       |      |  |     |  |     |      |         |     |     |     |  |     |       |               |     |     |     |  |     |      |  |  |  |  |     |       |                  |     |     |     |  |     |      |  |  |  |  |     |       |       |     |  |     |     |     |      |       |      |  |     |     |     |      |                                                                                                                                                                                                                                                                                                                                                                                                                                                                              |
| <p>Assess performance status for all materials.</p> <p>Update targets for materials that have achieved their performance targets for a period of two years.</p> <p>Establish corrective action plans for underperforming material categories.</p> | <p style="text-align: center;"><b>Material Category 2021 Recovery</b></p> <table border="1" data-bbox="513 716 1187 1104"> <thead> <tr> <th>Material Category</th> <th>2021 Recovery Rate</th> <th>Updated Target Recovery Rate (2021)</th> <th>2020 Recovery Rate</th> <th>Updated Target Recovery Rate (2020)</th> <th>Target Recovery Rate</th> <th>Year To Achieve Target</th> </tr> </thead> <tbody> <tr> <td>Paper</td> <td>101%</td> <td></td> <td>90%</td> <td></td> <td>90%</td> <td>2020</td> </tr> <tr> <td>Plastic</td> <td>55%</td> <td>58%</td> <td>52%</td> <td></td> <td>50%</td> <td>2025*</td> </tr> <tr> <td rowspan="2">Rigid Plastic</td> <td>67%</td> <td>73%</td> <td>64%</td> <td></td> <td>55%</td> <td>2023</td> </tr> <tr> <td></td> <td></td> <td></td> <td></td> <td>60%</td> <td>2025*</td> </tr> <tr> <td rowspan="2">Flexible Plastic</td> <td>28%</td> <td>27%</td> <td>24%</td> <td></td> <td>22%</td> <td>2023</td> </tr> <tr> <td></td> <td></td> <td></td> <td></td> <td>25%</td> <td>2025*</td> </tr> <tr> <td>Metal</td> <td>83%</td> <td></td> <td>85%</td> <td>81%</td> <td>67%</td> <td>2022</td> </tr> <tr> <td>Glass</td> <td>116%</td> <td></td> <td>97%</td> <td>98%</td> <td>75%</td> <td>2022</td> </tr> </tbody> </table> <p>* Recycle BC will update 2025 targets as part of its 2022 consultation for its new 5-year program plan</p> <p>The program's recovery rate increase from the previous year reflects the unusual circumstances of the pandemic in a few ways:</p> <ul style="list-style-type: none"> <li>The increase in collected tonnes due to changing behaviours such as work from home, less dining out, and more shopping delivery service.</li> <li>A reduction in supply tonnes reported by Recycle BC's producers who chose to re-use 2018 supply data due to workforce constraints.</li> <li>The timing of supply vs collected tonnes in the recovery rate calculation: 2019 supply data reported in 2020 for 2021 fees was pre-pandemic, while collected tonnes data was from 2021 during the second year of COVID-19 impacting our communities.</li> </ul> <p>Recovery targets for the glass and metal categories increased in 2020 and the targets were met in 2021.</p> <p>For underperforming material categories in 2021, Recycle BC conducted pilot projects for curbside collection of soft plastics and foam packaging and community collection of soft plastics to test alternative collection models and increase the recovery of plastic materials.</p> | Material Category                                                                                                                                                                                  | 2021 Recovery Rate | Updated Target Recovery Rate (2021) | 2020 Recovery Rate   | Updated Target Recovery Rate (2020) | Target Recovery Rate | Year To Achieve Target | Paper | 101% |  | 90% |  | 90% | 2020 | Plastic | 55% | 58% | 52% |  | 50% | 2025* | Rigid Plastic | 67% | 73% | 64% |  | 55% | 2023 |  |  |  |  | 60% | 2025* | Flexible Plastic | 28% | 27% | 24% |  | 22% | 2023 |  |  |  |  | 25% | 2025* | Metal | 83% |  | 85% | 81% | 67% | 2022 | Glass | 116% |  | 97% | 98% | 75% | 2022 | <p>For 2021, target recovery rates were increased for plastic, rigid plastic and flexible plastic and 2025 was set as the year to achieve the new targets.</p> <p>Existing recovery rates, plus consumer research, will be used to inform the focus of communications campaigns targeting underperforming materials.</p> <p>The recovery rate will continue to be impacted by the pandemic for the next couple of years until stability in supply and collection resume.</p> |
| Material Category                                                                                                                                                                                                                                 | 2021 Recovery Rate                                                                                                                                                                                                                                                                                                                                                                                                                                                                                                                                                                                                                                                                                                                                                                                                                                                                                                                                                                                                                                                                                                                                                                                                                                                                                                                                                                                                                                                                                                                                                                                                                                                                                                                                                                                                                                                                                                                                                                                                                                                                                                                                                                                                                                                                                                                                                                                                                                                                                                                        | Updated Target Recovery Rate (2021)                                                                                                                                                                | 2020 Recovery Rate | Updated Target Recovery Rate (2020) | Target Recovery Rate | Year To Achieve Target              |                      |                        |       |      |  |     |  |     |      |         |     |     |     |  |     |       |               |     |     |     |  |     |      |  |  |  |  |     |       |                  |     |     |     |  |     |      |  |  |  |  |     |       |       |     |  |     |     |     |      |       |      |  |     |     |     |      |                                                                                                                                                                                                                                                                                                                                                                                                                                                                              |
| Paper                                                                                                                                                                                                                                             | 101%                                                                                                                                                                                                                                                                                                                                                                                                                                                                                                                                                                                                                                                                                                                                                                                                                                                                                                                                                                                                                                                                                                                                                                                                                                                                                                                                                                                                                                                                                                                                                                                                                                                                                                                                                                                                                                                                                                                                                                                                                                                                                                                                                                                                                                                                                                                                                                                                                                                                                                                                      |                                                                                                                                                                                                    | 90%                |                                     | 90%                  | 2020                                |                      |                        |       |      |  |     |  |     |      |         |     |     |     |  |     |       |               |     |     |     |  |     |      |  |  |  |  |     |       |                  |     |     |     |  |     |      |  |  |  |  |     |       |       |     |  |     |     |     |      |       |      |  |     |     |     |      |                                                                                                                                                                                                                                                                                                                                                                                                                                                                              |
| Plastic                                                                                                                                                                                                                                           | 55%                                                                                                                                                                                                                                                                                                                                                                                                                                                                                                                                                                                                                                                                                                                                                                                                                                                                                                                                                                                                                                                                                                                                                                                                                                                                                                                                                                                                                                                                                                                                                                                                                                                                                                                                                                                                                                                                                                                                                                                                                                                                                                                                                                                                                                                                                                                                                                                                                                                                                                                                       | 58%                                                                                                                                                                                                | 52%                |                                     | 50%                  | 2025*                               |                      |                        |       |      |  |     |  |     |      |         |     |     |     |  |     |       |               |     |     |     |  |     |      |  |  |  |  |     |       |                  |     |     |     |  |     |      |  |  |  |  |     |       |       |     |  |     |     |     |      |       |      |  |     |     |     |      |                                                                                                                                                                                                                                                                                                                                                                                                                                                                              |
| Rigid Plastic                                                                                                                                                                                                                                     | 67%                                                                                                                                                                                                                                                                                                                                                                                                                                                                                                                                                                                                                                                                                                                                                                                                                                                                                                                                                                                                                                                                                                                                                                                                                                                                                                                                                                                                                                                                                                                                                                                                                                                                                                                                                                                                                                                                                                                                                                                                                                                                                                                                                                                                                                                                                                                                                                                                                                                                                                                                       | 73%                                                                                                                                                                                                | 64%                |                                     | 55%                  | 2023                                |                      |                        |       |      |  |     |  |     |      |         |     |     |     |  |     |       |               |     |     |     |  |     |      |  |  |  |  |     |       |                  |     |     |     |  |     |      |  |  |  |  |     |       |       |     |  |     |     |     |      |       |      |  |     |     |     |      |                                                                                                                                                                                                                                                                                                                                                                                                                                                                              |
|                                                                                                                                                                                                                                                   |                                                                                                                                                                                                                                                                                                                                                                                                                                                                                                                                                                                                                                                                                                                                                                                                                                                                                                                                                                                                                                                                                                                                                                                                                                                                                                                                                                                                                                                                                                                                                                                                                                                                                                                                                                                                                                                                                                                                                                                                                                                                                                                                                                                                                                                                                                                                                                                                                                                                                                                                           |                                                                                                                                                                                                    |                    |                                     | 60%                  | 2025*                               |                      |                        |       |      |  |     |  |     |      |         |     |     |     |  |     |       |               |     |     |     |  |     |      |  |  |  |  |     |       |                  |     |     |     |  |     |      |  |  |  |  |     |       |       |     |  |     |     |     |      |       |      |  |     |     |     |      |                                                                                                                                                                                                                                                                                                                                                                                                                                                                              |
| Flexible Plastic                                                                                                                                                                                                                                  | 28%                                                                                                                                                                                                                                                                                                                                                                                                                                                                                                                                                                                                                                                                                                                                                                                                                                                                                                                                                                                                                                                                                                                                                                                                                                                                                                                                                                                                                                                                                                                                                                                                                                                                                                                                                                                                                                                                                                                                                                                                                                                                                                                                                                                                                                                                                                                                                                                                                                                                                                                                       | 27%                                                                                                                                                                                                | 24%                |                                     | 22%                  | 2023                                |                      |                        |       |      |  |     |  |     |      |         |     |     |     |  |     |       |               |     |     |     |  |     |      |  |  |  |  |     |       |                  |     |     |     |  |     |      |  |  |  |  |     |       |       |     |  |     |     |     |      |       |      |  |     |     |     |      |                                                                                                                                                                                                                                                                                                                                                                                                                                                                              |
|                                                                                                                                                                                                                                                   |                                                                                                                                                                                                                                                                                                                                                                                                                                                                                                                                                                                                                                                                                                                                                                                                                                                                                                                                                                                                                                                                                                                                                                                                                                                                                                                                                                                                                                                                                                                                                                                                                                                                                                                                                                                                                                                                                                                                                                                                                                                                                                                                                                                                                                                                                                                                                                                                                                                                                                                                           |                                                                                                                                                                                                    |                    |                                     | 25%                  | 2025*                               |                      |                        |       |      |  |     |  |     |      |         |     |     |     |  |     |       |               |     |     |     |  |     |      |  |  |  |  |     |       |                  |     |     |     |  |     |      |  |  |  |  |     |       |       |     |  |     |     |     |      |       |      |  |     |     |     |      |                                                                                                                                                                                                                                                                                                                                                                                                                                                                              |
| Metal                                                                                                                                                                                                                                             | 83%                                                                                                                                                                                                                                                                                                                                                                                                                                                                                                                                                                                                                                                                                                                                                                                                                                                                                                                                                                                                                                                                                                                                                                                                                                                                                                                                                                                                                                                                                                                                                                                                                                                                                                                                                                                                                                                                                                                                                                                                                                                                                                                                                                                                                                                                                                                                                                                                                                                                                                                                       |                                                                                                                                                                                                    | 85%                | 81%                                 | 67%                  | 2022                                |                      |                        |       |      |  |     |  |     |      |         |     |     |     |  |     |       |               |     |     |     |  |     |      |  |  |  |  |     |       |                  |     |     |     |  |     |      |  |  |  |  |     |       |       |     |  |     |     |     |      |       |      |  |     |     |     |      |                                                                                                                                                                                                                                                                                                                                                                                                                                                                              |
| Glass                                                                                                                                                                                                                                             | 116%                                                                                                                                                                                                                                                                                                                                                                                                                                                                                                                                                                                                                                                                                                                                                                                                                                                                                                                                                                                                                                                                                                                                                                                                                                                                                                                                                                                                                                                                                                                                                                                                                                                                                                                                                                                                                                                                                                                                                                                                                                                                                                                                                                                                                                                                                                                                                                                                                                                                                                                                      |                                                                                                                                                                                                    | 97%                | 98%                                 | 75%                  | 2022                                |                      |                        |       |      |  |     |  |     |      |         |     |     |     |  |     |       |               |     |     |     |  |     |      |  |  |  |  |     |       |                  |     |     |     |  |     |      |  |  |  |  |     |       |       |     |  |     |     |     |      |       |      |  |     |     |     |      |                                                                                                                                                                                                                                                                                                                                                                                                                                                                              |

| PLAN TARGET                                                                                                                                                                                                                                                                                                                                                                                                                                                                                                                                                                                                                                                                                                                                                                                                                    | 2021 RESULTS                                                                                                                                                                                                                                                                                                                                                                                                                                                                                                                                                                                                                                                                                                                                                                                                                                                                                                                                                                                                                                                                                                                                                                                                                                                                                                                                                                                     | STRATEGIES FOR IMPROVEMENT                                                                                                                                                                                                                                                                                                                                                                          |
|--------------------------------------------------------------------------------------------------------------------------------------------------------------------------------------------------------------------------------------------------------------------------------------------------------------------------------------------------------------------------------------------------------------------------------------------------------------------------------------------------------------------------------------------------------------------------------------------------------------------------------------------------------------------------------------------------------------------------------------------------------------------------------------------------------------------------------|--------------------------------------------------------------------------------------------------------------------------------------------------------------------------------------------------------------------------------------------------------------------------------------------------------------------------------------------------------------------------------------------------------------------------------------------------------------------------------------------------------------------------------------------------------------------------------------------------------------------------------------------------------------------------------------------------------------------------------------------------------------------------------------------------------------------------------------------------------------------------------------------------------------------------------------------------------------------------------------------------------------------------------------------------------------------------------------------------------------------------------------------------------------------------------------------------------------------------------------------------------------------------------------------------------------------------------------------------------------------------------------------------|-----------------------------------------------------------------------------------------------------------------------------------------------------------------------------------------------------------------------------------------------------------------------------------------------------------------------------------------------------------------------------------------------------|
| <p>Recovery Rate/Collection Reporting</p>                                                                                                                                                                                                                                                                                                                                                                                                                                                                                                                                                                                                                                                                                                                                                                                      | <ul style="list-style-type: none"> <li>· Tonnes of PPP and other materials collected within each Regional District: see <a href="#">page 18</a></li> <li>· Kilograms per capita of PPP and other materials collected within each Regional District; See summary table “Material Collected by Regional District”: see <a href="#">page 18</a></li> <li>· Net tonnes of PPP and other materials collected for the province: 214,273</li> <li>· Net kilograms per capita of PPP and other materials collected for the province: 43.1 kg/capita</li> <li>· Recovery rate expressed as a percentage for the province: 94.1%</li> <li>· Tonnes and recovery rate expressed as a percentage for the major categories of Paper, Plastic, Metal and Glass and for the plastic sub-categories of Flexible and Rigid: See Program Performance: <a href="#">page 27</a></li> </ul>                                                                                                                                                                                                                                                                                                                                                                                                                                                                                                                           | <p>Recycle BC continues to assess its need to add communities to the program and expand its depot network to meet recovery rate targets and accessibility performance objectives and as more stewards join the program.</p> <p>Recycle BC continues to work with stewards, collection partners and processors to explore opportunities to move materials up the Pollution Prevention Hierarchy.</p> |
| <p>Provide curbside collection of PPP to a minimum of 973,400 curbside households and 421,600 multi-family households.</p> <p>Recycle BC will continue to offer financial incentives to all eligible curbside programs to join the Recycle BC program.</p> <p>Recycle BC will review multi-family household participation levels annually and expand multi-family service to BC residents through financial incentive offers to qualified multi-family collectors each year.</p> <p>Recycle BC will identify communities without significant Recycle BC presence in multi-family recycling and offer an established financial incentive to deliver multi-family building collection services.</p> <p>August 31, 2022: Revise eligibility criteria for communities immediately adjacent to existing curbside service areas.</p> | <p>1,127,000 single-family households and 459,000 multi-family households received curbside and multi-family collection services from Recycle BC. Curbside and multi-family growth was achieved through onboarding and natural population growth.</p> <p>Four new communities onboarded for Recycle BC curbside and multi-family service in 2021 and one depot joined the Recycle BC collection network.</p> <p>On August 27, 2021, Recycle BC received approval from the MOECCS for its Producers Paying the Cost Program Plan amendment. Financial incentives for depot collectors increased effective January 1, 2022, via Change Orders issued in the fall of 2021. Incentive rates for curbside and multi-family household collectors increase effective July 1, 2022. The amendment can be found on <a href="#">Recycle BC’s website</a>.</p> <p>On December 20, 2021, Recycle BC received approval from the MOECCS for its Curbside Equivalency Definition Program Plan amendment. Implementation will occur in 2022.</p> <p>Recycle BC submitted a proposed amendment to its Program Plan on multi-family service to the MOECCS on August 31, 2021. It was approved at the close of 2021. Recycle BC will report annually to the MOECCS a suite of metrics for a detailed review of multi-family expansion by the regulator beginning with a 2021 report submission on July 1, 2022.</p> | <p>Household service levels are expected to continue to grow with population growth and as more communities and stewards join the program.</p>                                                                                                                                                                                                                                                      |
| <p>Maintain a minimum accessibility performance at 98% and strive to improve accessibility.</p>                                                                                                                                                                                                                                                                                                                                                                                                                                                                                                                                                                                                                                                                                                                                | <p>Accessibility to the Recycle BC program in 2021 was 99.3%.</p>                                                                                                                                                                                                                                                                                                                                                                                                                                                                                                                                                                                                                                                                                                                                                                                                                                                                                                                                                                                                                                                                                                                                                                                                                                                                                                                                | <p>Recycle BC continues to assess its need to add more communities to the program and expand its depot network to meet recovery targets and accessibility performance objectives and as more stewards join the program.</p>                                                                                                                                                                         |

| PLAN TARGET                                                                                                                                                                                                                                                                                                                                                           | 2021 RESULTS                                                                                                                                                                                                                                                                                                                                                                                                                                                                                                                                                                                                                                                                                                                                                                                                                                                                                                                                                                                                                                                                                                                                                                                                                                                                                                                                                                                                                                                                                             | STRATEGIES FOR IMPROVEMENT                                                                                                                                                                                                  |
|-----------------------------------------------------------------------------------------------------------------------------------------------------------------------------------------------------------------------------------------------------------------------------------------------------------------------------------------------------------------------|----------------------------------------------------------------------------------------------------------------------------------------------------------------------------------------------------------------------------------------------------------------------------------------------------------------------------------------------------------------------------------------------------------------------------------------------------------------------------------------------------------------------------------------------------------------------------------------------------------------------------------------------------------------------------------------------------------------------------------------------------------------------------------------------------------------------------------------------------------------------------------------------------------------------------------------------------------------------------------------------------------------------------------------------------------------------------------------------------------------------------------------------------------------------------------------------------------------------------------------------------------------------------------------------------------------------------------------------------------------------------------------------------------------------------------------------------------------------------------------------------------|-----------------------------------------------------------------------------------------------------------------------------------------------------------------------------------------------------------------------------|
| <p>Annually provide depot collection to communities across BC with a minimum of 200 depot locations. Recycle BC will annually assess the need to expand depot collection coverage in order to address under-served areas and to provide depot accessibility for packaging and paper materials that are not collected at curbside or through multi-family service.</p> | <p>In 2021 there were 230 depot locations, a net increase of one depot from 2020.</p>                                                                                                                                                                                                                                                                                                                                                                                                                                                                                                                                                                                                                                                                                                                                                                                                                                                                                                                                                                                                                                                                                                                                                                                                                                                                                                                                                                                                                    | <p>Recycle BC continues to assess its need to add more communities to the program and expand its depot network to meet recovery targets and accessibility performance objectives and as more stewards join the program.</p> |
| <p>Following completion of its on-boarding expansion phase, Recycle BC will conduct a province-wide depot accessibility assessment to determine adequacy of depot coverage.</p>                                                                                                                                                                                       | <p>In late 2020 and early 2021, Recycle BC conducted a province-wide depot accessibility assessment for rural and remote community service. Communications were sent to 11 communities that met Recycle BC's criteria for depot service that do not currently have a Recycle BC depot and onboarding discussions are ongoing.</p>                                                                                                                                                                                                                                                                                                                                                                                                                                                                                                                                                                                                                                                                                                                                                                                                                                                                                                                                                                                                                                                                                                                                                                        | <p>Recycle BC continues to assess its need to add more communities to the program and expand its depot network to meet recovery targets and accessibility performance objectives and as more stewards join the program.</p> |
| <p>Report annually: Single-family and multi-family households receiving household collection service.</p> <p>Number and locations of depots accepting PPP.</p> <p>First Nations access to collection services will be reported in Recycle BC's annual report each year.</p>                                                                                           | <p>Recycle BC provided curbside collection of packaging and paper to 1,127,000 single-family households and 459,000 multi-family households in 2021.</p> <p>In 2021 there were 230 depot locations and 53 London Drugs retail locations.</p> <p>Depots are detailed in Curbside/Multi-Family Service Areas and Depot Facilities table at <a href="#">page 19</a></p> <p>In 2021, 49 First Nations participated formally in the Recycle BC program, of which 11 are collection partners with service agreements. Sechelt Indian Government District (SIGD) joined Recycle BC as an individual collector in the fall of 2021. With the addition of the Kitwanga Transfer Station as a Recycle BC depot in September 2021, the Regional District of Kitimat Stikine operating this location signed on as a partner with Recycle BC for the First Nations Consolidation Pilot. This pilot now involves four regional districts (Thompson-Nicola, Cariboo, Kitimat-Stikine, Cowichan Valley) and 19 First Nation communities participating in the drop off of packaging and paper material in bulk at participating local government depots free of charge. This material is then managed and processed as part of the Recycle BC program. There are 18 First Nations receiving curbside and multi-family recycling either through direct service or local government contracts with Recycle BC. Also, Little Shuswap Lake Indian Band acts as a satellite depot with Columbia-Shuswap Regional District.</p> | <p>Reported as part of Recycle BC's Annual Report submitted to the Ministry of Environment and Climate Change on July 1 each year.</p>                                                                                      |

| PLAN TARGET                                                                                                                                                                                                                                                                                                                                                                                                 | 2021 RESULTS                                                                                                                                                                                                                                                                                                                                                                                                                                                                                                                                                                                                                                                                                                                                      | STRATEGIES FOR IMPROVEMENT                                                                                                              |
|-------------------------------------------------------------------------------------------------------------------------------------------------------------------------------------------------------------------------------------------------------------------------------------------------------------------------------------------------------------------------------------------------------------|---------------------------------------------------------------------------------------------------------------------------------------------------------------------------------------------------------------------------------------------------------------------------------------------------------------------------------------------------------------------------------------------------------------------------------------------------------------------------------------------------------------------------------------------------------------------------------------------------------------------------------------------------------------------------------------------------------------------------------------------------|-----------------------------------------------------------------------------------------------------------------------------------------|
| <p>Other Collection:</p> <p>In 2019 Recycle BC will convene a Streetscape Collector Round Table to consult on the program's design and financial offering. Study report published with consultation 2020.</p>                                                                                                                                                                                               | <p>On December 20, 2021, Recycle BC received approval from the MOECCS for its Streetscape Program Plan amendment. Recycle BC will begin the series of activities that are necessary to its new Streetscape program offer in 2022. The amendment can be found on <a href="#">Recycle BC's website</a>.</p>                                                                                                                                                                                                                                                                                                                                                                                                                                         | <p>By August 31, 2021, Recycle BC is to propose amendments to the plan regarding Streetscape to the Ministry.</p>                       |
| <p>Other Collection:</p> <p>Research extent of PPP found in the organics stream.</p>                                                                                                                                                                                                                                                                                                                        | <p>Recycle BC is awaiting the results of the review of the Organics Matter Recycling Regulation (OMRR) as currently paper products and packaging are considered a contaminant in the organics waste stream. The results of the review of this regulation will help guide Recycle BC's future work in this area.</p>                                                                                                                                                                                                                                                                                                                                                                                                                               | <p>Based on the results of the MOECCS's review of the OMRR, Recycle BC will plan next steps.</p>                                        |
| <p>Consumer Awareness:</p> <p>Maintain a resident awareness target of 90% or greater for a PPP recycling program. Continue annual consumer research to measure resident awareness. Conduct regular quantitative research to measure the effectiveness of resident education programs and to gather accurate provincial information on recycling habits, service levels and brand and program awareness.</p> | <p>Percentage of residents aware of packaging and paper stewardship program (with change from previous study):</p> <ul style="list-style-type: none"> <li>· In 2021, 95% (-1%) of people surveyed were aware of the availability of a packaging and paper product recycling program.</li> <li>· Awareness of the Recycle BC brand increased to 61% from 57% (+4%) in 2020.</li> </ul> <p>Research conducted in 2021 identified that:</p> <ul style="list-style-type: none"> <li>· 92% (-4%) of respondents find the recycling service unchanged or better than the previous year.</li> <li>· 82% (+1%) of respondents rate the availability of information about what goes in household's recycling bin/box/bags as good or very good.</li> </ul> | <p>Continue to build Recycle BC brand to better connect with residents on correct recycling behaviours.</p>                             |
| <p>Consumer Awareness: Reporting. Percent of residents aware of packaging and paper product recycling program;</p> <p>Percentage of residents reporting use of available collection services and</p> <p>Visits to the Recycle BC website.</p>                                                                                                                                                               | <p>Percentage of residents reporting use of available collection services (with change from previous study):</p> <ul style="list-style-type: none"> <li>· 95% of residents surveyed are aware of the availability of the PPP recycling program (-1%).</li> <li>· 99% claim to recycle (no change).</li> </ul> <p>In 2021, there were 513,919 (+18%) unique visits to <a href="#">RecycleBC.ca</a>, the resident website resulting in 1,121,018 (+8%) total page views.</p>                                                                                                                                                                                                                                                                        | <p>Direct outreach to residents through awareness campaigns.</p> <p>Continued engagement through website and social media channels.</p> |

| PLAN TARGET                                                                                                                                                                                                                         | 2021 RESULTS                                                                                                                                                                                                                                                                                                                                                                                                                                                                                                                                                                                                                                                                                                                                                                                                                                                                  | STRATEGIES FOR IMPROVEMENT                                                                                                                                     |
|-------------------------------------------------------------------------------------------------------------------------------------------------------------------------------------------------------------------------------------|-------------------------------------------------------------------------------------------------------------------------------------------------------------------------------------------------------------------------------------------------------------------------------------------------------------------------------------------------------------------------------------------------------------------------------------------------------------------------------------------------------------------------------------------------------------------------------------------------------------------------------------------------------------------------------------------------------------------------------------------------------------------------------------------------------------------------------------------------------------------------------|----------------------------------------------------------------------------------------------------------------------------------------------------------------|
| <p>Target all PPP for collection and manage according to the pollution prevention hierarchy including shifting as much of the currently unrecyclable PPP from disposal or recovery up the hierarchy into recycling as possible.</p> | <p>Recycle BC undertakes extensive resident information programs in order to increase awareness of the recycling program and which materials to place in recycling bins in an effort to collect all acceptable recyclables and minimize contamination of the recycling stream.</p> <p>Many Recycle BC members are innovating sustainable design as part of the Canada Plastics Pact (CPP), which was launched in January 2021 and provides the opportunity for businesses across the plastics value chain to address plastic pollution in a collaborative manner. Recycle BC became a partner in the CPP in 2022.</p> <p>In R&amp;D, Recycle BC began its partnership with the University of Victoria in 2021 to research the feasibility of using other flexible plastic packaging to create fibre-reinforced concrete. See <a href="#">page 25</a> for further details.</p> | <p>Continue research and development to explore ways to recover material that is currently non-recyclable</p>                                                  |
| <p>Direct 85% to 90% of collected PPP to recycling commodity markets.</p>                                                                                                                                                           | <p>In 2021, 197,745 tonnes of Recycle BC's materials were shipped to recycling end markets while 229,922 tonnes were collected (86.0% of collected tonnes were sent to recycling end markets)</p>                                                                                                                                                                                                                                                                                                                                                                                                                                                                                                                                                                                                                                                                             |                                                                                                                                                                |
| <p>Pollution Prevention Hierarchy Reporting.</p>                                                                                                                                                                                    | <ul style="list-style-type: none"> <li>· Tonnes of material managed by recycling: 197,745</li> <li>· Tonnes of material managed by recovery: <ul style="list-style-type: none"> <li>- Engineered Fuel: 11,821</li> <li>- Energy from Waste: 0</li> </ul> </li> <li>· Tonnes of material managed by disposal: 18,228</li> </ul>                                                                                                                                                                                                                                                                                                                                                                                                                                                                                                                                                |                                                                                                                                                                |
| <p>Compile GHG data from Recycle BC collectors.</p>                                                                                                                                                                                 | <p>Recycle BC has been working with its supply chain partners and Climate Smart since 2019 to report the GHG emissions associated with the Recycle BC residential recycling program. The GHG inventory includes all emissions from the point of receiving residential paper and packaging materials for recycling, the transport, storage and handling of those materials through the collection and post-collection network until that material is shipped to end markets.</p> <p>In 2021, Recycle BC's supply chain partners again reported on the GHG emissions associated with their operations. Please see <a href="#">page 15</a> for more information.</p>                                                                                                                                                                                                             | <p>A full GHG data tracking system is in place with training provided to collectors. <a href="#">Page 15</a> of this annual report provides 2021 GHG data.</p> |
| <p>Other reporting metric: program cost.</p>                                                                                                                                                                                        | <ul style="list-style-type: none"> <li>· Total program cost per tonne: \$476</li> <li>· Total program cost per household: \$50</li> </ul>                                                                                                                                                                                                                                                                                                                                                                                                                                                                                                                                                                                                                                                                                                                                     |                                                                                                                                                                |



## Additional Information and Third Party Assurance

### OPERATIONAL EFFECTIVENESS INDICATORS:

KG per capita of material recycled for the province **39.8**

### OPERATIONAL EFFICIENCY INDICATORS:

Total program cost (net) per tonne recovered **\$476**

Total program cost per household **\$50**



---

## Independent Assurance Report

---

To the Directors of the MMBC Recycling Inc.:

We have been engaged by the management of MMBC Recycling Inc. (“MMBC”, trade name “Recycle BC”), to undertake a reasonable assurance engagement in respect of MMBC’s recycling program “Recycling Program” which is comprised of the following disclosures within Recycle BC’s Annual Report to the Ministry of Environment & Climate Change Strategy for the year ended December 31, 2021:

- The location of collection facilities, and any changes in the number and location of collection facilities from the previous report in accordance with Section 8(2)(b) of BC Regulation 449/2004 (the Recycling Regulation);
- The description of how the recovered product was managed in accordance with the pollution prevention hierarchy in accordance with Section 8(2)(d) of the Recycling Regulation;
- The total amount of the producer’s product sold and collected and, if applicable, the producer’s recovery rate in accordance with Section 8(2)(e) of the Recycling Regulation; and,
- The description of the performance for the year in relation to approved targets under Section 8(2)(b), (d) and (e) in accordance with Section 8(2)(g) of the Recycling Regulation.

### RESPONSIBILITIES

In Appendix A, MMBC Recycling Inc. has provided an assertion about the preparation and fair presentation of the Recycling Program in accordance with the evaluation criteria in Appendix B. Management is also responsible for such internal control as management determines necessary to enable the preparation of the Recycling Program such that it is free from material misstatement. Furthermore, management is responsible for preparation of suitable evaluation criteria in accordance with the Guide to Third Party Assurance for Non-Financial Information in Annual Reports - 2021 Reporting Year, dated November 2019 (“Assurance Requirements”) as specified under Section 8(2)(h) of the Recycling Regulation of the Province of British Columbia.

Our responsibility is to express an opinion on the Recycling Program based on the procedures we have performed and the evidence we have obtained.

### SCOPE OF THE AUDIT

We carried out our reasonable assurance engagement in accordance with the International Standard on Assurance Engagements 3000 (ISAE 3000) published by the International Federation of Accountants (“IFAC”). This Standard requires, amongst other things, that the assurance team possesses the specific knowledge, skills, and professional competencies needed to understand and audit the information included within the Recycling Program, and that they comply with the independence and other ethical requirements of the IFAC Code of Ethics for Professional Accountants.

This standard requires that we comply with independence requirements and other ethical requirements IESBA Code and plan and perform the engagement to obtain reasonable assurance about whether the Recycling Program is free of material misstatement.

The firm applies Canadian Standard on Quality Control 1, which is at least as demanding as the International Standard on Quality Control 1, and accordingly maintains a comprehensive system of quality control including documented policies and procedures regarding compliance with ethical requirements, professional standards and applicable legal and regulatory requirements.

A reasonable assurance engagement includes examining, on a test basis, evidence supporting the amounts and disclosures within the Recycling Program. The procedures selected depend on our judgement, including the assessment of the risks of material misstatement in the Recycling Program due to omissions, misrepresentation, and errors. In making those risk assessments, we consider internal control relevant to the entity’s preparation and fair presentation of the Recycling Program in order to design assurance procedures that are appropriate in the circumstances, but not for the purpose of expressing a conclusion on the effectiveness of the entity’s internal control. A reasonable assurance engagement also includes assessing the evaluation criteria used and significant estimates made by management, as well as evaluating the overall presentation of the Recycling Program.



The main elements of our work were:

- Understanding and evaluating the design of the key processes and controls for managing and reporting the Recycling Program used by management in preparing the Annual Recycling Program;
- Responding to assessed risks through testing, on a test basis, the Recycling Program used by management;
- Procedures such as inquiring, inspecting, observing, vouching to independent sources, recalculating, and re-performing procedures were performed to obtain corroborating evidence to address assessed risks linked to the Recycling Program; and
- Evaluating the sufficiency and appropriateness of the evidence obtained.

#### INHERENT LIMITATIONS

Due to the nature of non-financial information, there are inherent limitations to this information and it cannot be tested with the same level of precision and clarity as financial and quantitative information. Further, there are varying approaches in how non-financial reporting can be tested and audited, whereas for financial reporting, rigorous and standardized procedures have been established. As such, the relevance, completeness, reliability, neutrality, and understandability of the criteria selected are dependent on the reader's perception. As such, this report should be read keeping in mind the specific evaluation criteria that has been identified in Appendix A.

#### CONCLUSION

In our opinion, the Recycling Program within Recycle BC's Annual Report for the year ended December 31, 2021 presents fairly, in accordance with the evaluation criteria presented in Appendix B, in all material respects:

- The location of collection facilities, and any changes in the number and location of collection facilities from the previous report in accordance with Section 8(2)(b) of the Recycling Regulation;
- The description of how the recovered product was managed in accordance with the pollution prevention hierarchy in accordance with Section 8(2)(d) of the Recycling Regulation;
- The total amounts of the producer's product sold and collected and, if applicable, the producer's recovery rate calculated in accordance with Section 8(2)(e) of the Recycling Regulation; and,
- The description of the performance for the year in relation to approved targets under Section 8(2)(b), (d) and (e) in accordance with Section 8(2)(g) of the Recycling Regulation.

Our report has been prepared solely for the purposes of management's stewardship under the Recycling Regulation and may not be suitable for another purpose. Our duties in relation to this report are owed solely to MMBC Recycling Inc., and accordingly, we do not accept any responsibility for loss incurred by any other party acting or refraining from acting based on this report.

*BDO Canada LLP*

Chartered Professional Accountants  
Toronto, Ontario  
June 20, 2022



## Appendix A

### MANAGEMENT ASSERTION

We have prepared the description the Recycling Program which are comprised of the following disclosures within Recycle BC's Annual Report to the Ministry of Environment & Climate Change Strategy for the year ended December 31, 2021:

- The location of collection facilities, and any changes in the number and location of collection facilities from the previous report in accordance with Section 8(2)(b) of BC Regulation 449/2004 (the Recycling Regulation);
- The description of how the recovered product was managed in accordance with the pollution prevention hierarchy in accordance with Section 8(2)(d) of the Recycling Regulation;
- The total amount of the producer's product sold and collected and, if applicable, the producer's recovery rate in accordance with Section 8(2)(e) of the Recycling Regulation; and,
- The description of the performance for the year in relation to approved targets under Section 8(2)(b), (d) and (e) in accordance with Section 8(2)(g) of the Recycling Regulation.

We confirm, to the best of our knowledge and belief, that:

- (a) the description fairly represents the Recycling Program in accordance with the evaluation criteria in Appendix B.
- (b) we are responsible for implementing internal controls necessary to enable the preparation of the Recycling Program such that it is free from material misstatement.
- (c) We are responsible for preparation of suitable evaluation criteria in accordance with the Guide to Third Party Assurance for Non-Financial Information in Annual Reports - 2021 Reporting Year, dated November 2019 ("Assurance Requirements") as specified under Section 8(2)(h) of the Recycling Regulation of the Province of British Columbia.

  
Tamara Burns, Executive Director  
Recycle BC



## Appendix B

### EVALUATION CRITERIA

1. Assessment of the location of collection facilities, and any changes in the number and location of collection facilities from the previous report in accordance with Section 8(2)(b) of the Recycling Regulation

| Specific disclosures in the Annual Report for which evaluation criteria were developed: |                                                                                                                                                                |                     |
|-----------------------------------------------------------------------------------------|----------------------------------------------------------------------------------------------------------------------------------------------------------------|---------------------|
| Disclosed information per the Annual Report                                             | Text of data claim in the Annual Report                                                                                                                        | Reference           |
| Collection Systems and Facilities<br>- Location of Collection Facilities                | Table of locations of collection facilities, totaling 382 collection facilities comprised of 230 depots, 95 curbside, and 57 multi-family location facilities. | Pages 19 through 22 |

#### Evaluation Criteria

The following evaluation criteria were applied to the assessment of the location of collection facilities, and any changes in the number and location of collection facilities from the previous report in accordance with Section 8(2)(b) of the Recycling Regulation:

- The list of active, terminated, and dormant collection facilities is obtained as of December 31, 2021;
- The changes in the number of collection facilities is outlined with a breakdown by the types of collection facilities (curbside, multi-family, and depot);
- The calculation of the number of collection facilities is performed by adding up to total number of collection facilities in the listing;
- The collection facilities are listed as active, terminated, or dormant; the status of facilities are tracked on a listing; and
- The number of collection facilities disclosed in the Annual Report is supported by evidence that is neutral and understandable.

2. Assessment of the description of how the recovered product was managed in accordance with the pollution prevention hierarchy under Section 8(2)(d) of the Recycling Regulation

| Specific disclosures in the Annual Report for which evaluation criteria were developed: |                                                                                                                                                                                                                                                                                                       |           |
|-----------------------------------------------------------------------------------------|-------------------------------------------------------------------------------------------------------------------------------------------------------------------------------------------------------------------------------------------------------------------------------------------------------|-----------|
| Disclosed information per the Annual Report                                             | Text of data claim in the Annual Report                                                                                                                                                                                                                                                               | Reference |
| Pollution Prevention Hierarchy and Product / Component Management                       | Tonnes of material managed by recycling: 197,745<br>Tonnes of material managed by recovery (engineered fuel): 11,821<br>Tonnes of material managed by recovery (energy from waste): 0<br>Tonnes of material managed by disposal: 18,228<br>Percentage of collected tonnes managed by recycling: 86.0% | Page 26   |

**Evaluation Criteria**

The following evaluation criteria were applied to the assessment of the description of how the recovered product was managed in accordance with the pollution prevention hierarchy under Section 8(2)(d) of the Recycling Regulation:

- The calculation of the percentage of collected tonnes managed by recycling is determined by dividing the tonnes of material managed by recycling by the total tonnes of materials disposed (sum of tonnes of material managed by recycling, engineered fuel, energy from waste and landfill disposals);
- A monthly reasonability check is performed on the source data used in the percentage of collected tonnes managed by recycling calculation;
- The reasonability check is supported by detailed review of source data to ensure completeness and accuracy of tonnes collected;
- A listing of approved end-markets is maintained; and
- All end-market shipments of processed materials are validated to the listing of approved end-markets.



3. Assessment of the total amounts of the producer’s product sold and collected and, if applicable, the producer’s recovery rate calculated in accordance with Section 8(2)(e) of the Recycling Regulation

| Specific disclosures in the Annual Report for which evaluation criteria were developed: |                                                                                                                                                                                                                                                                                      |           |
|-----------------------------------------------------------------------------------------|--------------------------------------------------------------------------------------------------------------------------------------------------------------------------------------------------------------------------------------------------------------------------------------|-----------|
| Disclosed information per the Annual Report                                             | Text of data claim in the Annual Report                                                                                                                                                                                                                                              | Reference |
| Product Sold, Collected and Recovery Rate                                               | <u>2021 Operating Year (Reflecting 12 months):</u><br>Amount of product sold (supplied by Recycle BC stewards)(te): 227,603<br>Amount of product collected (not incl. tonnes collected by Recycle BC on behalf of other stewardship programs) (te): 214,273<br>Recovery rate: 94.1%. | Page 25   |

**Evaluation Criteria**

The following evaluation criteria were applied to the assessment of the total amounts of the producer’s product sold and collected and, if applicable, the producer’s recovery rate calculated in accordance with Section 8(2)(e) of the Recycling Regulation:

- Product sold has been calculated using the source data from independent sources;
- Product recovered has been calculated using the source data from independent sources;
- Source data for sold and recovered is complete;
- The product units sold and collected, and the recovery rate reconcile to the numbers published in the Annual Report; and
- The calculation of the recovery rate is determined by dividing the amount of product collected by the amount of product sold (as supplied by Recycle BC Stewards) using the appropriate source data to ensure the calculation is arithmetically accurate.

4. Assessment of the description of performance for the year in relation to targets in the approved stewardship plan under Section 8(2)(b), (d) and (e) in accordance with Section 8(2)(g) of the Recycling Regulation

| Specific disclosures in the Annual Report for which evaluation criteria were developed:                                                        |                                                                                                                                                                                            |                    |                                     |                    |                                     |                      |                        |         |
|------------------------------------------------------------------------------------------------------------------------------------------------|--------------------------------------------------------------------------------------------------------------------------------------------------------------------------------------------|--------------------|-------------------------------------|--------------------|-------------------------------------|----------------------|------------------------|---------|
| Disclosed information on Targets per the Annual Report                                                                                         | Text or data claim in relation to Targets in the Annual Report                                                                                                                             |                    |                                     |                    |                                     | Reference            |                        |         |
| Maintain a program recovery rate of 77%                                                                                                        | 2021 recovery rate was 94.1%                                                                                                                                                               |                    |                                     |                    |                                     | Page 28              |                        |         |
| Report 2021 category recovery performance for Paper, Plastic, Metal and Glass and Plastic sub-categories of Rigid Plastic and Flexible Plastic | Material Category                                                                                                                                                                          | 2021 Recovery Rate | Updated Target Recovery Rate (2021) | 2020 Recovery Rate | Updated Target Recovery Rate (2020) | Target Recovery Rate | Year to Achieve Target | Page 28 |
|                                                                                                                                                | Paper                                                                                                                                                                                      | 101%               |                                     | 90%                |                                     | 90%                  | 2020                   |         |
|                                                                                                                                                | Plastic                                                                                                                                                                                    | 55%                | 58%                                 | 52%                |                                     | 50%                  | 2025                   |         |
|                                                                                                                                                | Rigid Plastic                                                                                                                                                                              | 67%                | 73%                                 | 64%                |                                     | 55%                  | 2023                   |         |
|                                                                                                                                                |                                                                                                                                                                                            |                    |                                     |                    |                                     | 60%                  | 2025                   |         |
|                                                                                                                                                | Flexible Plastic                                                                                                                                                                           | 28%                | 27%                                 | 24%                |                                     | 22%                  | 2023                   |         |
|                                                                                                                                                |                                                                                                                                                                                            |                    |                                     |                    |                                     | 25%                  | 2025                   |         |
| Metal                                                                                                                                          | 83%                                                                                                                                                                                        |                    | 85%                                 | 81%                | 67%                                 | 2022                 |                        |         |
| Glass                                                                                                                                          | 116%                                                                                                                                                                                       |                    | 97%                                 | 98%                | 75%                                 | 2022                 |                        |         |
| Direct 85% to 90% of collected PPP to recycling commodity markets                                                                              | In 2021, 197,745 tonnes of Recycle BC's materials were shipped to recycling end markets while 229,922 tonnes were collected (86.0% of collected tonnes were sent to recycling end markets) |                    |                                     |                    |                                     | Page 32              |                        |         |

**Evaluation Criteria**

The following evaluation criteria were applied to the assessment of the description of performance for the year in relation to targets in the approved stewardship plan under Section 8(2)(b), (d) and (e) of the Recycling Regulation:

- Targets in the stewardship plan have been identified, and reported on by management in the Annual Report;
- The list of targets is complete;
- The targets are neutral and consistent with the targets approved in the stewardship plan;
- The performance of the targets are supported by evidence; and
- The performance of the targets are calculated accurately.



# Financial Performance

Recycle BC Financial Statements  
For the year ended December 31, 2021

**42** Independent Auditor's Report

**Financial Statements**

- 44** Balance Sheet
- 45** Statement of Changes in Net Assets
- 46** Statement of Operations
- 47** Statement of Cash Flows
- 48** Notes to Financial Statements



Tel: 416 865 0200  
Fax: 416 865 0887  
www.bdo.ca

BDO Canada LLP  
222 Bay Street  
Suite 2200, P.O. Box 131  
Toronto, ON M5K 1H1 Canada

---

## Independent Auditor's Report

---

### To the Member of MMBC Recycling Inc. (O/A Recycle BC)

#### Opinion

We have audited the financial statements of MMBC Recycling Inc. (O/A Recycle BC) (the "Organization"), which comprise the balance sheet as at December 31, 2021, and the statements of changes in net assets, operations and cash flows for the year then ended, and notes to the financial statements, including a summary of significant accounting policies.

In our opinion, the accompanying financial statements present fairly, in all material respects, the financial position of the Organization as at December 31, 2021, and its results of operations and its cash flows for the year then ended in accordance with Canadian accounting standards for not-for-profit organizations.

#### Basis for Opinion

We conducted our audit in accordance with Canadian generally accepted auditing standards. Our responsibilities under those standards are further described in the *Auditor's Responsibilities for the Audit of the Financial Statements* section of our report. We are independent of the Organization in accordance with the ethical requirements that are relevant to our audit of the financial statements in Canada, and we have fulfilled our other ethical responsibilities in accordance with these requirements. We believe that the audit evidence we have obtained is sufficient and appropriate to provide a basis for our opinion.

#### Responsibilities of Management and Those Charged with Governance for the Financial Statements

Management is responsible for the preparation and fair presentation of these financial statements in accordance with Canadian accounting standards for not-for-profit organizations, and for such internal control as management determines is necessary to enable the preparation of financial statements that are free from material misstatement, whether due to fraud or error.

In preparing the financial statements, management is responsible for assessing the Organization's ability to continue as a going concern, disclosing, as applicable, matters related to going concern and using the going concern basis of accounting unless management either intends to liquidate the Organization or to cease operations, or has no realistic alternative but to do so.

Those charged with governance are responsible for overseeing the Organization's financial reporting process.

#### Auditor's Responsibilities for the Audit of the Financial Statements

Our objectives are to obtain reasonable assurance about whether the financial statements as a whole are free from material misstatement, whether due to fraud or error, and to issue an auditor's report that includes our opinion. Reasonable assurance is a high level of assurance, but is not a guarantee that an audit conducted in accordance with Canadian generally accepted auditing standards will always detect a material misstatement when it exists. Misstatements can arise from fraud or error and are considered material if, individually or in the aggregate, they



could reasonably be expected to influence the economic decisions of users taken on the basis of these financial statements.

As part of an audit in accordance with Canadian generally accepted auditing standards, we exercise professional judgment and maintain professional skepticism throughout the audit. We also:

- Identify and assess the risks of material misstatement of the financial statements, whether due to fraud or error, design and perform audit procedures responsive to those risks, and obtain audit evidence that is sufficient and appropriate to provide a basis for our opinion. The risk of not detecting a material misstatement resulting from fraud is higher than for one resulting from error, as fraud may involve collusion, forgery, intentional omissions, misrepresentations, or the override of internal control.
- Obtain an understanding of internal control relevant to the audit in order to design audit procedures that are appropriate in the circumstances, but not for the purpose of expressing an opinion on the effectiveness of the Organization's internal control.
- Evaluate the appropriateness of accounting policies used and the reasonableness of accounting estimates and related disclosures made by management.
- Conclude on the appropriateness of management's use of the going concern basis of accounting and, based on the audit evidence obtained, whether a material uncertainty exists related to events or conditions that may cast significant doubt on the Organization's ability to continue as a going concern. If we conclude that a material uncertainty exists, we are required to draw attention in our auditor's report to the related disclosures in the financial statements or, if such disclosures are inadequate, to modify our opinion. Our conclusions are based on the audit evidence obtained up to the date of our auditor's report. However, future events or conditions may cause the Organization to cease to continue as a going concern.
- Evaluate the overall presentation, structure and content of the financial statements, including the disclosures, and whether the financial statements represent the underlying transactions and events in a manner that achieves fair presentation.

We communicate with those charged with governance regarding, among other matters, the planned scope and timing of the audit and significant audit findings, including any significant deficiencies in internal control that we identify during our audit.

Chartered Professional Accountants, Licensed Public Accountants

Toronto, Ontario  
April 1, 2022

**MMBC Recycling Inc.  
(O/A Recycle BC)  
Balance Sheet**

**December 31** **2021** **2020**

**Assets**

**Current**

|                                         |               |               |
|-----------------------------------------|---------------|---------------|
| Cash                                    | \$ 60,205,276 | \$ 64,976,227 |
| Accounts and other receivables (Note 2) | 38,722,787    | 8,928,341     |
| Due from related party (Note 3)         | 21,166        | 10,500        |
| Prepaid expenses                        | 80,645        | 46,777        |

**99,029,874** **73,961,845**

**Capital assets (Note 4)**

**718,939** **296,403**

**\$ 99,748,813** **\$ 74,258,248**

**Liabilities and Net Assets**

**Current**

|                                          |               |               |
|------------------------------------------|---------------|---------------|
| Accounts payable and accrued liabilities | \$ 11,970,454 | \$ 16,746,994 |
| Due to related party (Note 5)            | -             | 1,322,609     |

**11,970,454** **18,069,603**

**Net Assets**

|                                |            |            |
|--------------------------------|------------|------------|
| Invested in capital assets     | 718,939    | 296,403    |
| Unrestricted                   | 37,059,420 | 5,892,242  |
| Internally restricted (Note 6) | 50,000,000 | 50,000,000 |

**87,778,359** **56,188,645**

**\$ 99,748,813** **\$ 74,258,248**

On behalf of the Board:



Director



Director

The accompanying notes are an integral part of these financial statements.

**MMBC Recycling Inc.  
(O/A Recycle BC)  
Statement of Changes in Net Assets**

**For the year ended December 31, 2021**

|                                                                      | Invested in<br>Capital<br>Assets | Unrestricted         | Internally<br>Restricted | Total                |
|----------------------------------------------------------------------|----------------------------------|----------------------|--------------------------|----------------------|
| <b>Balance, beginning of year</b>                                    | <b>\$ 296,403</b>                | <b>\$ 5,892,242</b>  | <b>\$ 50,000,000</b>     | <b>\$ 56,188,645</b> |
| <b>Excess (deficiency) of revenue<br/>over expenses for the year</b> | <b>(142,685)</b>                 | <b>31,732,399</b>    | <b>-</b>                 | <b>31,589,714</b>    |
| <b>Investment in capital assets</b>                                  | <b>565,221</b>                   | <b>(565,221)</b>     | <b>-</b>                 | <b>-</b>             |
| <b>Balance, end of year</b>                                          | <b>\$ 718,939</b>                | <b>\$ 37,059,420</b> | <b>\$ 50,000,000</b>     | <b>\$ 87,778,359</b> |

**For the year ended December 31, 2020**

|                                                             | Invested in<br>Capital<br>Assets | Unrestricted        | Internally<br>Restricted | Total                |
|-------------------------------------------------------------|----------------------------------|---------------------|--------------------------|----------------------|
| <b>Balance, beginning of year</b>                           | <b>\$ 383,350</b>                | <b>\$ 9,614,419</b> | <b>\$ 50,000,000</b>     | <b>\$ 59,997,769</b> |
| <b>Deficiency of revenue<br/>over expenses for the year</b> | <b>(86,947)</b>                  | <b>(3,722,177)</b>  | <b>-</b>                 | <b>(3,809,124)</b>   |
| <b>Balance, end of year</b>                                 | <b>\$ 296,403</b>                | <b>\$ 5,892,242</b> | <b>\$ 50,000,000</b>     | <b>\$ 56,188,645</b> |

The accompanying notes are an integral part of these financial statements.

**MMBC Recycling Inc.  
(O/A Recycle BC)  
Statement of Operations**

| <b>For the year ended December 31</b>                            | <b>2021</b>           | <b>2020</b>    |
|------------------------------------------------------------------|-----------------------|----------------|
| <b>Revenue</b>                                                   |                       |                |
| Fee revenue                                                      | <b>\$ 132,941,328</b> | \$ 121,838,854 |
| Investment income                                                | <b>645,653</b>        | 969,384        |
|                                                                  | <b>133,586,981</b>    | 122,808,238    |
| <b>Expenses</b>                                                  |                       |                |
| Material management costs (Note 5 and 7)                         | <b>90,429,066</b>     | 116,449,335    |
| Program management (Note 3 and Note 5)                           | <b>10,130,574</b>     | 9,167,389      |
| Promotion and education                                          | <b>1,394,127</b>      | 965,888        |
| Research and program development                                 | <b>43,500</b>         | 34,750         |
|                                                                  | <b>101,997,267</b>    | 126,617,362    |
| <b>Excess (deficiency) of revenue over expenses for the year</b> | <b>\$ 31,589,714</b>  | \$ (3,809,124) |

The accompanying notes are an integral part of these financial statements.

**MMBC Recycling Inc.**  
**(O/A Recycle BC)**  
**Statement of Cash Flows**

| <b>For the year ended December 31</b>                                                                                       | <b>2021</b>          | <b>2020</b>    |
|-----------------------------------------------------------------------------------------------------------------------------|----------------------|----------------|
| <b>Cash provided by (used in)</b>                                                                                           |                      |                |
| <b>Operating activities</b>                                                                                                 |                      |                |
| Excess (deficiency) of revenue over expenses for the year                                                                   | <b>\$ 31,589,714</b> | \$ (3,809,124) |
| Adjustments to reconcile excess (deficiency) of revenue over expenses for the year to cash provided by operating activities |                      |                |
| Amortization of capital assets                                                                                              | <b>142,685</b>       | 86,947         |
| Changes in non-cash working capital balances:                                                                               |                      |                |
| Accounts and other receivables                                                                                              | <b>(29,794,446)</b>  | (187,832)      |
| Prepaid expenses                                                                                                            | <b>(33,868)</b>      | 55,832         |
| Accounts payable and accrued liabilities                                                                                    | <b>(4,776,540)</b>   | 3,088,371      |
| Due to/from related parties                                                                                                 | <b>(1,333,275)</b>   | 726,319        |
|                                                                                                                             | <b>(4,205,730)</b>   | (39,487)       |
| <b>Investing activities</b>                                                                                                 |                      |                |
| Purchase of capital assets                                                                                                  | <b>(565,221)</b>     | -              |
| <b>Decrease in cash during the year</b>                                                                                     | <b>(4,770,951)</b>   | (39,487)       |
| <b>Cash, beginning of year</b>                                                                                              | <b>64,976,227</b>    | 65,015,714     |
| <b>Cash, end of year</b>                                                                                                    | <b>\$ 60,205,276</b> | \$ 64,976,227  |

The accompanying notes are an integral part of these financial statements.

---

**MMBC Recycling Inc.**  
**(O/A Recycle BC)**  
**Notes to Financial Statements**

**December 31, 2021**

---

**1. Significant Accounting Policies**

The following is a summary of significant accounting policies of the Organization:

(a) Business Organization and Operations

MMBC Recycling Inc. (the "Organization" or "Recycle BC") was incorporated under the Canada Not-for-profit Corporations Act on September 7, 2016 to undertake responsibility for the stewardship of the packaging and printed paper environmental management program under provincial legislation.

The Packaging and Printed Paper Stewardship Plan ("Program Plan") was approved by the BC Ministry of Environment in April 2013 and the program was launched in May 2014 through Multi-Material BC Society ("MMBC"). In June 2019, Recycle BC's new five-year Packaging and Paper Product Extended Producer Responsibility Plan was approved by the Ministry of Environment and Climate Change Strategy.

On December 31, 2016, the Organization entered into an asset purchase agreement with MMBC whereby the Organization purchased all assets, assumed all obligations, and continued operations of the program under federal legislation.

The Organization is a not-for-profit organization and as such is not subject to income taxes.

(b) Basis of Accounting

The financial statements have been prepared using Canadian accounting standards for not-for-profit organizations.

(c) Revenue Recognition

Fee revenue is based on reported tonnages for members with signed Membership Agreements with the Organization. Revenue is recognized when tonnage is reported, fees are received or receivable and collection is reasonably assured. Revenue arising from member reported tonnages or adjustments for prior years' obligations and revenues resulting from compliance and enforcement activities are recognized when the amount can be reasonably estimated and collection is reasonably assured.

The Organization follows the deferral method of accounting for revenues. Amounts received for programs are recognized as revenue when the related expenses are incurred.

(d) Financial Instruments

Unless otherwise noted, the Organization initially measures its financial assets and liabilities at fair value and subsequently measures its financial assets and liabilities at amortized cost.



---

**MMBC Recycling Inc.**  
**(O/A Recycle BC)**  
**Notes to Financial Statements**

**December 31, 2021**

---

**1. Significant Accounting Policies - (Continued)**

(e) Capital Assets

Capital assets are recorded at cost less accumulated amortization and is amortized on the following basis:

|                         |   |                            |
|-------------------------|---|----------------------------|
| Computer equipment      | - | 3 years straight line      |
| Furniture and fixtures  | - | 5 years straight line      |
| Machinery and equipment | - | 3 years straight line      |
| Leasehold improvements  | - | Over the term of the lease |

(f) Impairment of Long-Lived Assets

When a long-lived asset no longer has any long-term service potential to the Organization, the excess of its net carrying amount over any residual value is recognized as an expense in the statement of operations.

(g) Use of Estimates

The preparation of financial statements in accordance with Canadian accounting standards for not-for-profit organizations requires management to make estimates and assumptions that affect the reported amounts of assets and liabilities at the date of the financial statements, and the reported amounts of revenues and expenses during the reporting period. Accounting estimates include estimates of unreported tonnages and collectability of steward fees, accrued post collection costs and the valuation of accounts receivable. Actual results could differ from management's best estimates as additional information becomes available in the future.

---

**2. Accounts and Other Receivables**

|                                                                        | <u>2021</u>                 | <u>2020</u>                |
|------------------------------------------------------------------------|-----------------------------|----------------------------|
| Fee revenue                                                            | <b>\$ 970,934</b>           | \$ 2,159,504               |
| Outstanding credits for indexed value of<br>commodities processed, net | <b>34,624,402</b>           | 3,348,963                  |
| Other                                                                  | <b>3,792,280</b>            | 3,881,079                  |
| Allowance for doubtful accounts                                        | <b>(664,829)</b>            | (461,205)                  |
|                                                                        | <b><u>\$ 38,722,787</u></b> | <b><u>\$ 8,928,341</u></b> |

**MMBC Recycling Inc.**  
**(O/A Recycle BC)**  
**Notes to Financial Statements**

**December 31, 2021**

**3. Due from Related Party**

Multi-Material Stewardship Western Inc. ("MMSW") is a not-for-profit organization established under The Saskatchewan Non-Profit Corporations Act to undertake responsibility for the stewardship of the packaging and printed paper environmental management product under provincial legislation. During the year, the Organization shared common management with MMSW and \$120,000 (2020 - \$120,000) is charged by the Organization to MMSW. These charges have been offset against program management expenses in the statement of operations.

The Organization and MMSW were under common control of CSSA (Note 5).

Amounts due from MMSW are non-interest bearing and due on demand.

All transactions between the Organization and MMSW are in the normal course of operations and are recorded at their exchange amount as agreed upon by the parties.

**4. Capital Assets**

|                         | 2021             |                             | 2020      |                             |
|-------------------------|------------------|-----------------------------|-----------|-----------------------------|
|                         | Cost             | Accumulated<br>Amortization | Cost      | Accumulated<br>Amortization |
| Computer equipment      | \$ 18,864        | \$ 17,032                   | \$ 16,726 | \$ 16,726                   |
| Furniture and fixtures  | 468,993          | 257,632                     | 468,993   | 172,590                     |
| Machinery and equipment | 133,997          | 33,499                      | -         | -                           |
| Leasehold improvements  | 429,086          | 23,838                      | -         | -                           |
|                         | <b>1,050,940</b> | <b>332,001</b>              | 485,719   | 189,316                     |
|                         |                  | <b>\$ 718,939</b>           |           | <b>\$ 296,403</b>           |

---

**MMBC Recycling Inc.  
(O/A Recycle BC)  
Notes to Financial Statements**

**December 31, 2021**

---

**5. Related Party Transactions**

Effective January 2018, the Organization renewed the 5 year Management Service Agreement ("MSA") with Canadian Stewardship Services Alliance Inc. ("CSSA") for management services including administrative and technical support, other services and facilities for administrative, technical and reporting activities. During the year, charges totaling \$5,787,791 (2020 - \$7,241,752) were paid to CSSA pursuant to this contract, which includes reimbursement of costs paid by CSSA on behalf of the Organization. These costs are included in program management and material management cost expenses in the statement of operations.

During the year, CSSA entered into an agreement dated November 11, 2021 with the Resource Recovery Alliance Inc. ("RRA") to acquire substantially all assets, liabilities and operations of the CSSA. As a result of the acquisition, the MSA with CSSA was assigned to RRA. Charges totaling \$1,233,721 (2020 - \$Nil) were paid to RRA pursuant to the contract and are included in program management expenses in the statement of operations.

The Organization's board of directors consists of no individuals (2020 - 25%) who are also members of the CSSA board of directors and CSSA previously had the ability to elect board members; therefore, the CSSA board of directors had control over the Organization. In anticipation of the CSSA agreement with RRA, the Organization updated its by-laws thus making CSSA ineligible for membership. As a result, CSSA no longer has control over the Organization.

All transactions between the Organization and CSSA were in the normal course of operations and were recorded at their exchange amount as agreed upon by the parties.

---

**6. Internally Restricted Net Assets**

The directors authorized the establishment of the Operating Reserve to provide for an appropriate level of working capital and to satisfy all of its obligations for a reasonable period of time.

---

**7. Material Management Costs**

Material management costs include all costs related to the collection, transportation and processing of materials managed through the program, net of credits for indexed value of commodities processed.

---

**MMBC Recycling Inc.**  
**(O/A Recycle BC)**  
**Notes to Financial Statements**

**December 31, 2021**

---

**8. Commitments**

Under the terms of realty lease agreements, the Organization is committed to pay basic rent approximately as follows:

|            |    |           |
|------------|----|-----------|
| 2022       | \$ | 174,000   |
| 2023       |    | 177,200   |
| 2024       |    | 179,300   |
| 2025       |    | 181,400   |
| 2026       |    | 185,000   |
| Thereafter |    | 490,000   |
|            | \$ | 1,386,900 |

---

**9. Financial Instrument Risk Exposure and Management**

Management has established policies and procedures to manage risks related to financial instruments, with the objective of minimizing any adverse effects on financial performance. Unless otherwise noted, it is management's opinion that the Organization is not exposed to significant interest rate, currency or credit risks arising from its financial instruments. A brief description of management's assessments of these risks is as follows:

(a) Credit Risk:

Financial instruments potentially exposed to credit risk include cash, accounts and other receivables and due from related party. Management considers its exposure to credit risk over cash to be remote as the Organization holds cash deposits at a major Canadian bank. Accounts and other receivables are monitored regularly for collections and the carrying amount represents the maximum credit risk exposure. The Organization's provision for uncollectable accounts receivable is \$664,829 (2020 - \$461,205).

(b) Liquidity Risk:

Liquidity risk is the risk that the Organization will not be able to meet its obligations as they come due. The program operated by the Organization carries risks in the ability to forecast and control expenditures. Management has taken steps to ensure that the program will have sufficient working capital available to meet obligations.

---

**MMBC Recycling Inc.  
(O/A Recycle BC)  
Notes to Financial Statements**

**December 31, 2021**

---

**10. COVID-19**

On March 11, 2020, the World Health Organization declared the outbreak of the coronavirus ("COVID-19") a pandemic. There have been significant disruptions to the Canadian and global economies. As the impact of COVID-19 continues to evolve, management is actively monitoring the effect on its financial condition, liquidity, operations, suppliers, industry, and workforce.

Although the Organization continues to operate, it is not possible to reliably estimate the length or effect of these developments, including the impact on the financial results of the Organization in future periods.



**RECYCLEBC™**

405-221 West Esplanade  
North Vancouver, BC V7M 3J3  
778-588-9504  
Toll Free: 1-855-875-3596  
[info@recyclebc.ca](mailto:info@recyclebc.ca)

**Stewards:**

1-888-980-9549  
[stewards@recyclebc.ca](mailto:stewards@recyclebc.ca)

**Collectors:**

778-588-9504  
Toll Free: 1-855-875-3596  
[info@recyclebc.ca](mailto:info@recyclebc.ca)

**RecycleBC.ca**

