

CALIFORNIA DEPARTMENT OF JUSTICE

ASSET FORFEITURE

ANNUAL REPORT
2007
ANNUAL REPORT

EDMUND G. BROWN JR., ATTORNEY GENERAL



Prepared by
Division of Law Enforcement - Bureau of Narcotic Enforcement

Health and Safety Code Section 11495

11495. (a) The funds received by the law enforcement agencies under Section 11489 shall be deposited into an account maintained by the Controller, county auditor, or city treasurer. These funds shall be distributed to the law enforcement agencies at their request. The Controller, auditor, or treasurer shall maintain a record of these disbursements which records shall be open to public inspection, subject to the privileges contained in Sections 1040, 1041, and 1042 of the Evidence Code.

(b) Upon request of the governing body of the jurisdiction in which the distributions are made, the Controller, auditor, or treasurer shall conduct an audit of these funds and their use. In the case of the state, the governing body shall be the Legislature.

(c) Each year, the Attorney General shall publish a report which sets forth the following information for the state, each county, each city, and each city and county:

(1) The number of forfeiture actions initiated.

(2) The number of cases and the administrative number or court docket number of each case for which forfeiture was ordered or declared.

(3) The value of the assets forfeited.

(4) The recipients of the forfeited assets, the amounts received, and the date of the disbursement.

(d) The Attorney General shall develop administrative guidelines for the collection and publication of the information required in subdivision (c).

(e) The Attorney General's report shall cover the calendar year and shall be made no later than March 1 of each year beginning with the year after the enactment of this law.

Table of Contents

Introduction.....	1
Highlights.....	2
Methodology.....	3
Asset Forfeiture Statistical Data	5
•Forfeitures Initiated	6
•Forfeitures Completed	13
Alameda.....	20
Amador	35
Butte.....	36
Calaveras.....	40
Colusa	41
Contra Costa	42
El Dorado.....	70
Fresno	73
Humboldt	79
Inyo.....	82
Kern	83
Kings.....	97
Lassen	99
Los Angeles.....	101
Madera.....	206
Mendocino.....	207
Merced.....	237
Modoc.....	239
Mono.....	240
Monterey.....	241
Napa.....	251
Nevada.....	255
Orange.....	256
Placer.....	289
Plumas.....	295

•Forfeitures Completed (continued)

Riverside	297
Sacramento	303
San Benito.....	346
San Bernardino	347
San Diego.....	375
San Francisco.....	376
San Joaquin	410
San Luis Obispo.....	428
San Mateo	432
Santa Barbara.....	441
Santa Clara.....	452
Santa Cruz.....	463
Shasta	467
Siskiyou	472
Solano	474
Sonoma	493
Stanislaus	503
Sutter.....	507
Tehama.....	508
Tulare	510
Ventura.....	513
Yolo.....	524
Yuba	530



Introduction

California Health and Safety Code section 11495, which became effective August 19, 1994, as part of the state's current asset forfeiture statutes, requires the Attorney General to publish an annual report that provides the following information for the state and each county:

- ◆ The number of forfeiture actions initiated during the year covered by the report.

- ◆ The number of cases and the administrative number or court docket number of each case for which forfeiture was ordered or declared during the report year.

- ◆ The value of the assets forfeited during the report year.

- ◆ The recipients of the forfeited assets, the amounts received, and the dates of the disbursements.

The information covers state seizures and forfeitures conducted pursuant to California law only. Federal seizures and forfeitures in which California law enforcement agencies participated or shared are not reported in this document.

This 13th annual report covers the 2007 calendar year. Subsequent reports will be published by March 1 of each year.



Highlights

The information provided in this report represents 100 percent reporting by California's 58 district attorneys.

- ◆ A total of 4,759 forfeiture proceedings were initiated in 2007 involving assets with a total estimated value of \$35,118,728. Some of these proceedings are still pending. (The disposition of any pending proceedings will be provided in the annual report covering the year they are completed and fully disbursed.)

- ◆ A total of 4,062 forfeiture cases were completed during 2007 (includes cases initiated from 1995 through 2007). The total value of the disbursed assets is \$27,603,822.

- ◆ Three counties initiated no forfeitures during 2007.



Methodology

To comply with the requirements of Health and Safety Code section 11495, the Department of Justice (DOJ) on December 22, 1994, distributed a Division of Law Enforcement Information Bulletin to all California district attorneys. This bulletin requested that the district attorneys, as the officials conducting state forfeiture proceedings, document the information required for each forfeiture action effective January 1, 1995, and each year thereafter.

DOJ created a self-contained computer program, which was later enhanced, for the district attorneys' use in collecting and reporting the required statistical information. DOJ accepts data from counties in this format as well as other counties' formats to compile statistical data for this report. Prior to completing the Annual Asset Forfeiture Report, the counties are sent the draft of their section so that they have an opportunity to correct any errors before going to the final version and publication.

This report provides the information required by Health and Safety Code section 11495 on all forfeitures initiated during calendar year 2007, both by county and statewide. For forfeitures initiated between 1995 and 2007 that were completed during calendar year 2007, detailed information is provided as to the number of cases, case numbers, asset values and recipients of the forfeited assets--again by county and statewide.

Pursuant to Health and Safety Code section 11489, state asset forfeiture proceeds are to be distributed as follows:

- ◆ One percent to a private, nonprofit organization composed of local prosecutors for the exclusive purpose of providing a state-wide program of education and training for prosecutors and law enforcement in the ethics and proper use of state asset seizure and forfeiture laws.



- ◆ Ten percent to the prosecutorial agency that processes the forfeiture action.
- ◆ Twenty-four percent to the State General Fund.
- ◆ Sixty-five percent to the state and/or local law enforcement agencies that participated in the seizure, distributed in a manner that reflects the proportionate contribution of each agency.

(Fifteen percent of any funds distributed to local law enforcement agencies must be deposited in a special fund maintained by the county, city, or city and county of any agency making the seizure or seeking an order for forfeiture and shall be used for the sole purpose of funding programs designed to combat drug abuse and divert gang activity.)

This report indicates most counties have shared the full 65 percent allotment with local law enforcement agencies. It does not provide detail as to those agencies' disposition of 15 percent of their share to a county and/or city special fund because the information was not provided, nor is it required. For those counties that include this 15 percent, the share is listed in Table 3 as going to "15% --11489" or to a county special fund.

In some cases in which the report lists only one law enforcement recipient, that agency may have made further distributions to other law enforcement agencies that assisted in that case. This further distribution information was not available from some district attorneys' offices.



Asset Forfeiture Statistical Data



.....
**Forfeitures
Initiated**

- ◆ Table 1 provides information on asset forfeiture actions initiated pursuant to California law during 2007.

- ◆ For purposes of this report, seizure of assets constitutes the initiation of a forfeiture action.

- ◆ Some cases listed involved forfeiture actions that were still pending after 2007. In other cases, forfeiture was ordered or declared and assets were distributed during 2007. (Details on the latter are provided in the “Forfeitures Completed” section.)

- ◆ The following counties have no information listed in Table 1 because they did not initiate any forfeiture actions during 2007:

Alpine Mariposa Sierra



State of California
ASSET FORFEITURE REPORT - 2007

Table 1

County	Total Cases Initiated	Estimated Value of Assets Seized
ALAMEDA	236	\$1,293,097.24
ALPINE	0	\$0.00
AMADOR	3	\$6,416.89
BUTTE	44	\$270,800.96
CALAVERAS	6	\$9,562.00
COLUSA	2	\$3,720.00
CONTRA COSTA	230	\$1,118,149.23
DEL NORTE	2	\$3,684.23
EL DORADO	17	\$39,439.00
FRESNO	77	\$304,140.19
GLENN	4	\$24,091.00
HUMBOLDT	25	\$297,725.68
IMPERIAL	20	\$97,736.24
INYO	3	\$11,012.00
KERN	102	\$669,219.88
KINGS	8	\$42,102.00
LAKE	14	\$113,587.00
LASSEN	7	\$16,995.00
LOS ANGELES	1,176	\$12,331,257.15
MADERA	26	\$62,944.15
MARIN	17	\$136,850.43
MARIPOSA	0	\$0.00
MENDOCINO	123	\$1,550,498.69
MERCED	26	\$529,029.34
MODOC	4	\$4,979.00
MONO	2	\$101,976.50
MONTEREY	84	\$193,099.15
NAPA	35	\$91,184.11
NEVADA	7	\$64,423.00
ORANGE	167	\$510,994.32
PLACER	65	\$198,964.57
PLUMAS	5	\$4,808.00
RIVERSIDE	212	\$1,724,685.35
SACRAMENTO	428	\$2,092,379.42
SAN BENITO	4	\$13,519.00
SAN BERNARDINO	281	\$3,531,934.53
SAN DIEGO	10	\$128,945.00
SAN FRANCISCO	320	\$1,386,262.87
SAN JOAQUIN	133	\$375,724.17

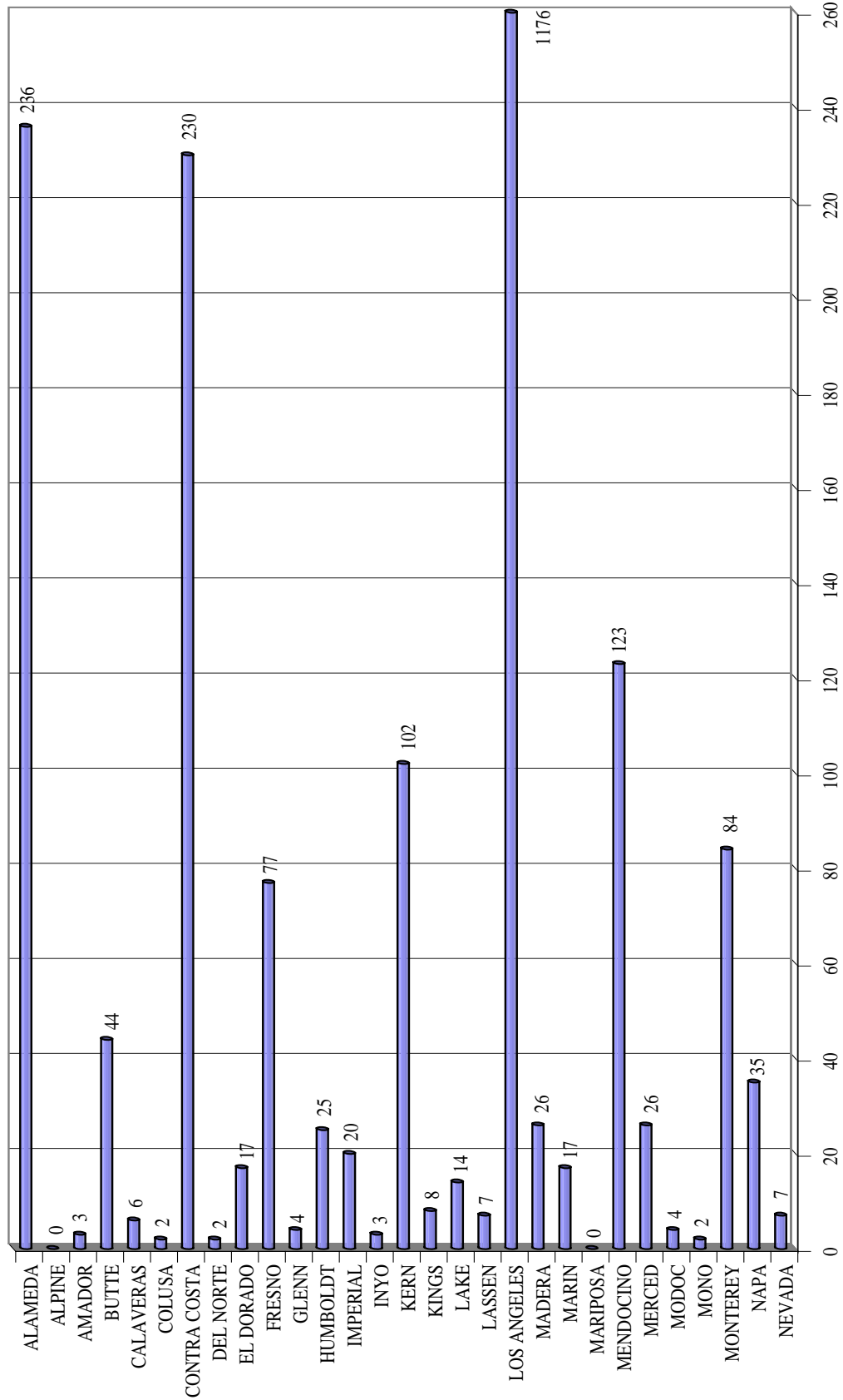


Table 1

County	Total Cases Initiated	Estimated Value of Assets Seized
SAN LUIS OBISPO	33	\$1,204,333.74
SAN MATEO	75	\$356,402.85
SANTA BARBARA	43	\$373,343.63
SANTA CLARA	97	\$531,140.21
SANTA CRUZ	27	\$86,150.41
SHASTA	39	\$113,818.63
SIERRA	0	\$0.00
SISKIYOU	6	\$57,862.00
SOLANO	158	\$964,090.21
SONOMA	67	\$616,130.79
STANISLAUS	47	\$247,942.98
SUTTER	5	\$52,830.23
TEHAMA	19	\$46,018.00
TRINITY	4	\$67,100.00
TULARE	29	\$208,227.78
TUOLUMNE	2	\$3,880.00
VENTURA	109	\$699,925.39
YOLO	63	\$102,168.90
YUBA	11	\$31,424.66
Total:	4,759	\$35,118,727.70

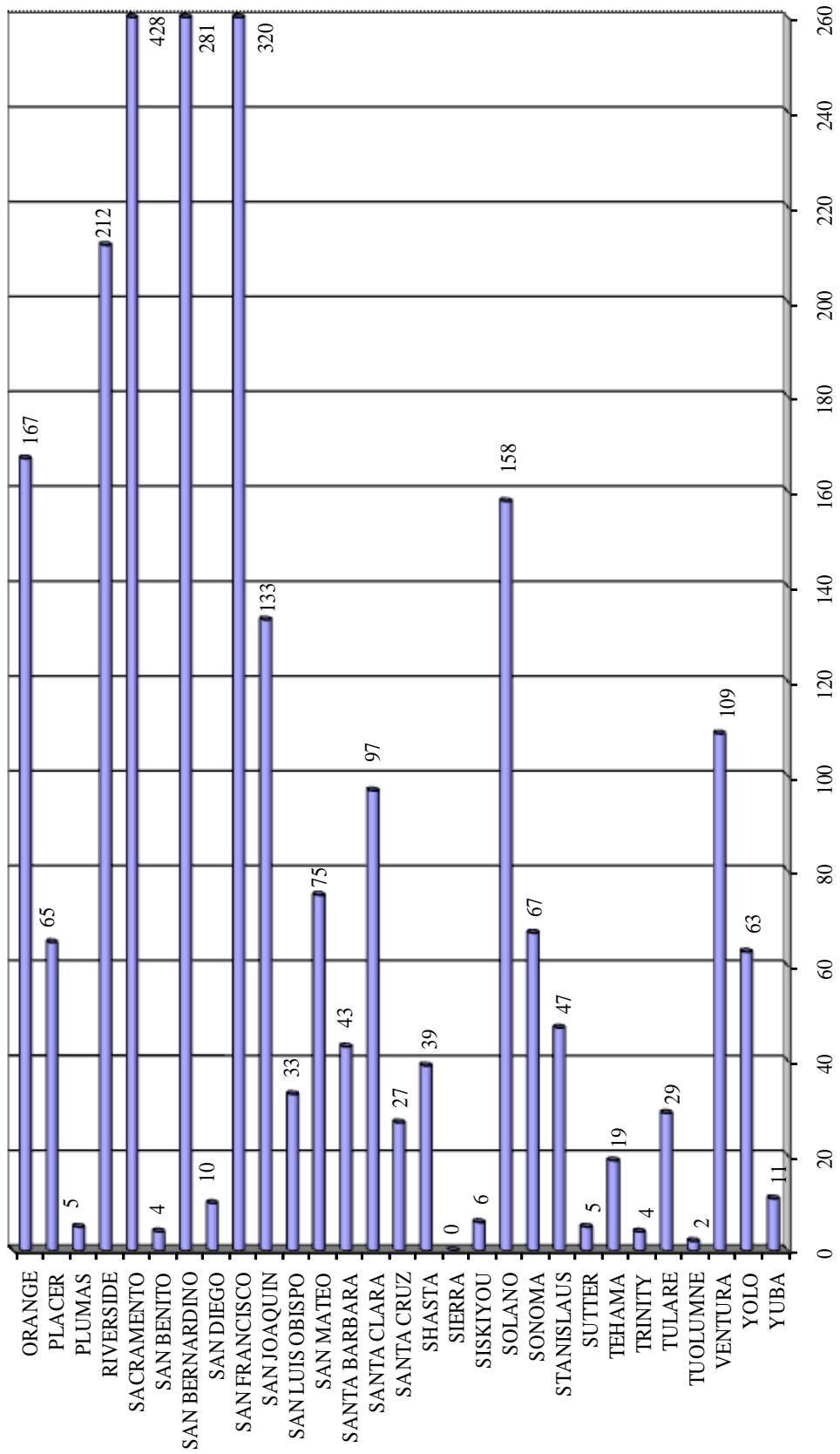


Number of Forfeiture Actions Initiated by County
January 1, 2007 - December 31, 2007



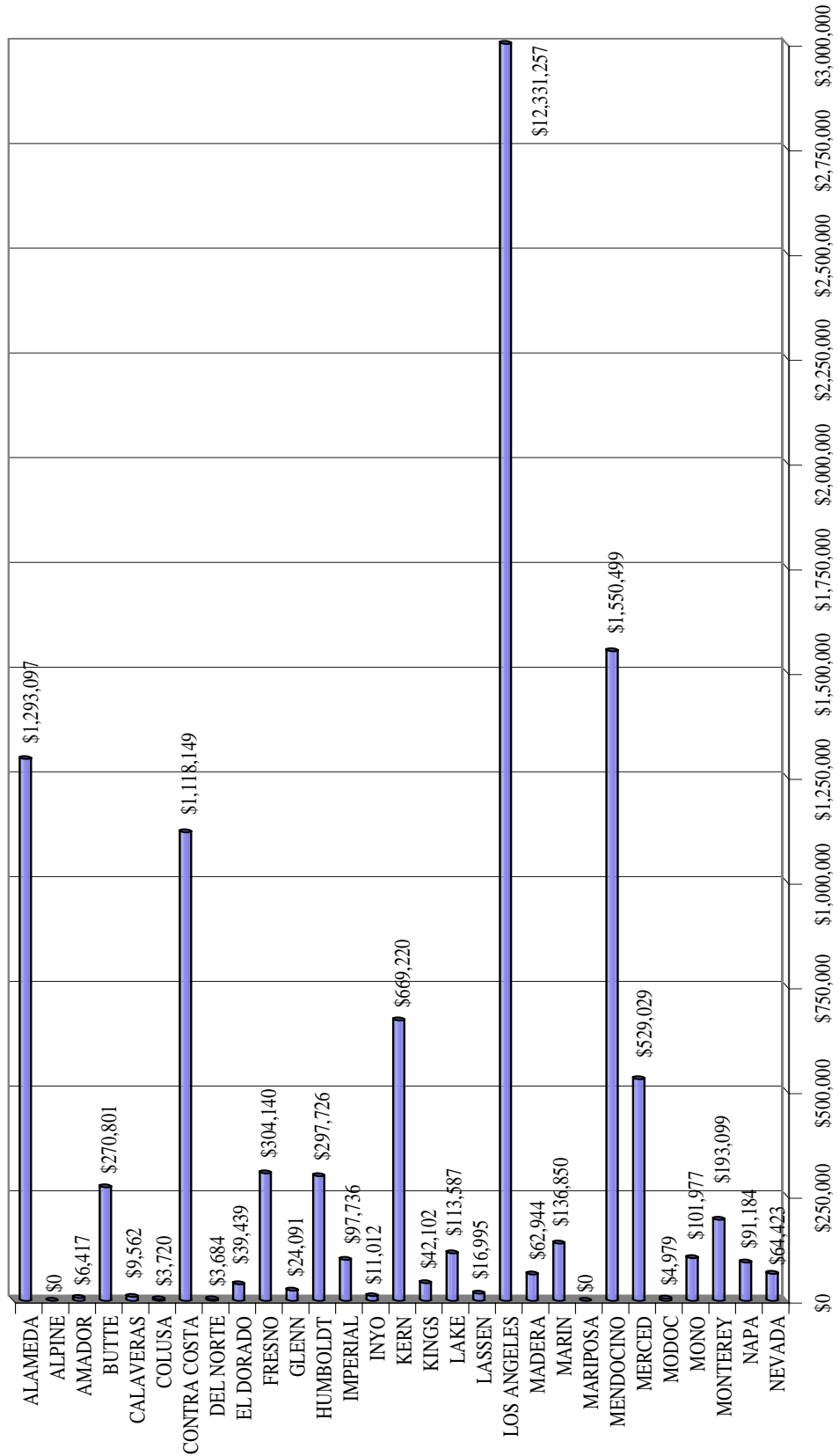


**Number of Forfeiture Actions Initiated by County
January 1, 2007 - December 31, 2007**



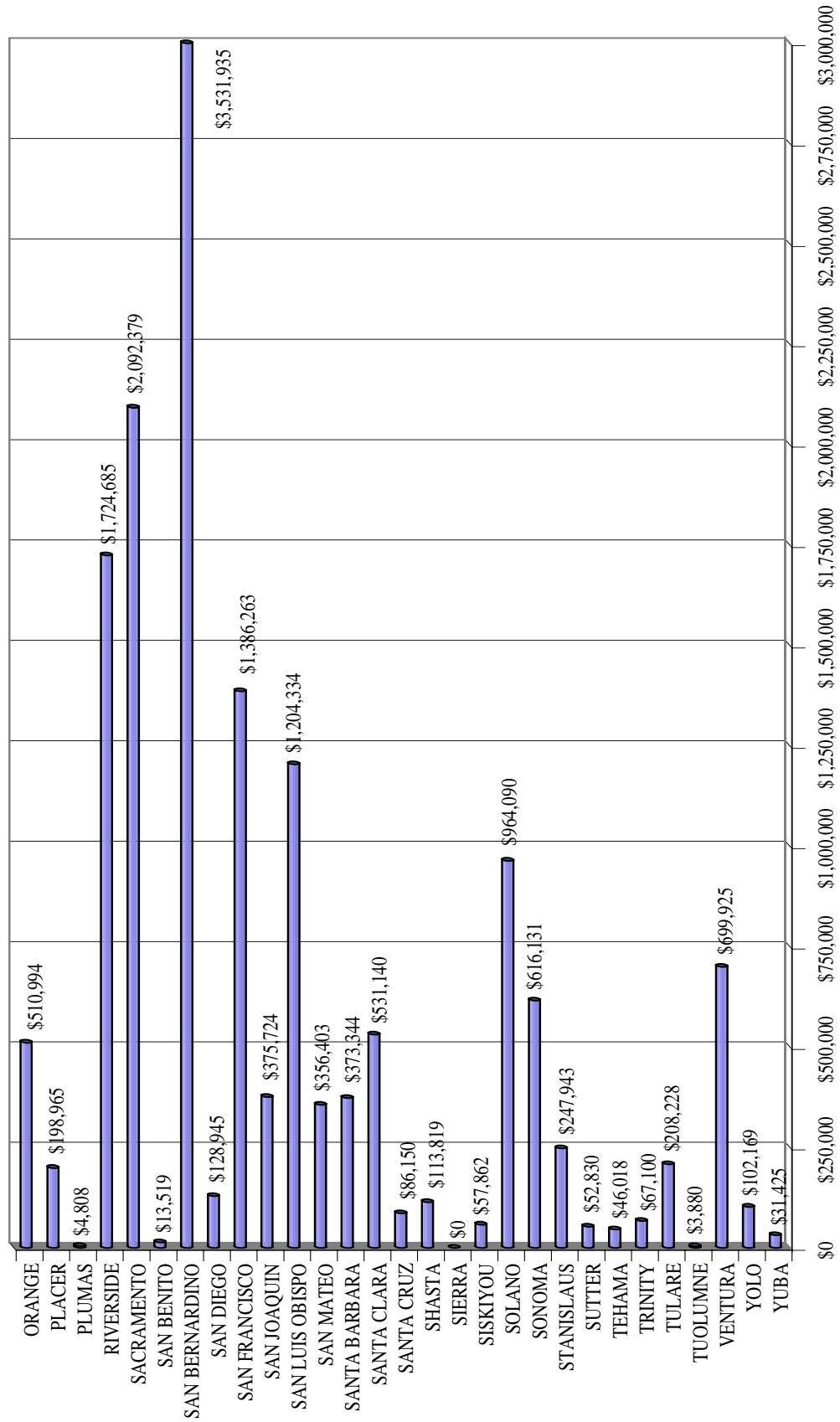


**Estimated Value of Forfeiture Actions Initiated by County
January 1, 2007 - December 31, 2007**





**Estimated Value of Forfeiture Actions Initiated by County
January 1, 2007 - December 31, 2007**





Forfeitures Completed

◆ Table 2 provides summary information by county on asset forfeiture cases completed pursuant to California law during 2007. (This includes disbursement information on cases initiated from 1995 through 2007.)

◆ For purposes of this report, an asset forfeiture case is considered completed when forfeiture has been ordered or declared and all assets have been distributed.

When initiated cases were adjudicated and all items seized were returned to the defendant, the cases were not considered asset forfeiture cases--rather these cases were treated as not being forfeited.

◆ Cases initiated from 1995 through 2007 in which only a partial distribution has been made are not listed in Table 3 because they are considered still pending. (These cases will be included in the report for the calendar year in which the case has been fully distributed.)

◆ Table 3 provides detailed information on each asset forfeiture case completed pursuant to California law during 2007. (This includes disbursement information on cases initiated from 1995 through 2007.)

◆ The “Amount Forfeited” listed in Table 3 for each case represents the net amount available for disbursement, after deduction of costs or returns to claimants and addition of accrued interest.

◆ The following counties show zeroes in Table 2 and are not shown in Table 3 because, during this report period, they did not fully distribute assets from any forfeiture cases initiated from 1995 through 2007:

Alpine	Del Norte	Glenn
Imperial	Lake	Marin
Mariposa	Sierra	Trinity
Tuolumne		



Table 2

County	Forfeitures Completed	Amount Disbursed
ALAMEDA	139	\$914,443.98
ALPINE	0	\$0.00
AMADOR	1	\$6,423.35
BUTTE	23	\$108,505.40
CALAVERAS	7	\$6,233.64
COLUSA	6	\$31,902.13
CONTRA COSTA	189	\$553,119.01
DEL NORTE	0	\$0.00
EL DORADO	19	\$52,134.83
FRESNO	43	\$208,224.41
GLENN	0	\$0.00
HUMBOLDT	25	\$304,322.84
IMPERIAL	0	\$0.00
INYO	3	\$4,770.65
KERN	123	\$763,085.07
KINGS	14	\$72,698.06
LAKE	0	\$0.00
LASSEN	9	\$13,207.30
LOS ANGELES	978	\$9,311,681.01
MADERA	2	\$747.01
MARIN	0	\$0.00
MARIPOSA	0	\$0.00
MENDOCINO	132	\$1,746,488.82
MERCED	12	\$63,493.78
MODOC	2	\$921.65
MONO	5	\$244,072.00
MONTEREY	85	\$151,464.37
NAPA	30	\$41,048.86
NEVADA	7	\$11,351.37
ORANGE	301	\$1,923,909.48
PLACER	39	\$72,098.01
PLUMAS	16	\$36,025.00
RIVERSIDE	46	\$1,129,988.14
SACRAMENTO	400	\$2,179,532.02
SAN BENITO	1	\$6,482.55
SAN BERNARDINO	238	\$2,898,271.84
SAN DIEGO	3	\$27,456.41
SAN FRANCISCO	258	\$751,196.93
SAN JOAQUIN	134	\$380,797.56
SAN LUIS OBISPO	26	\$105,597.00
SAN MATEO	73	\$242,527.06

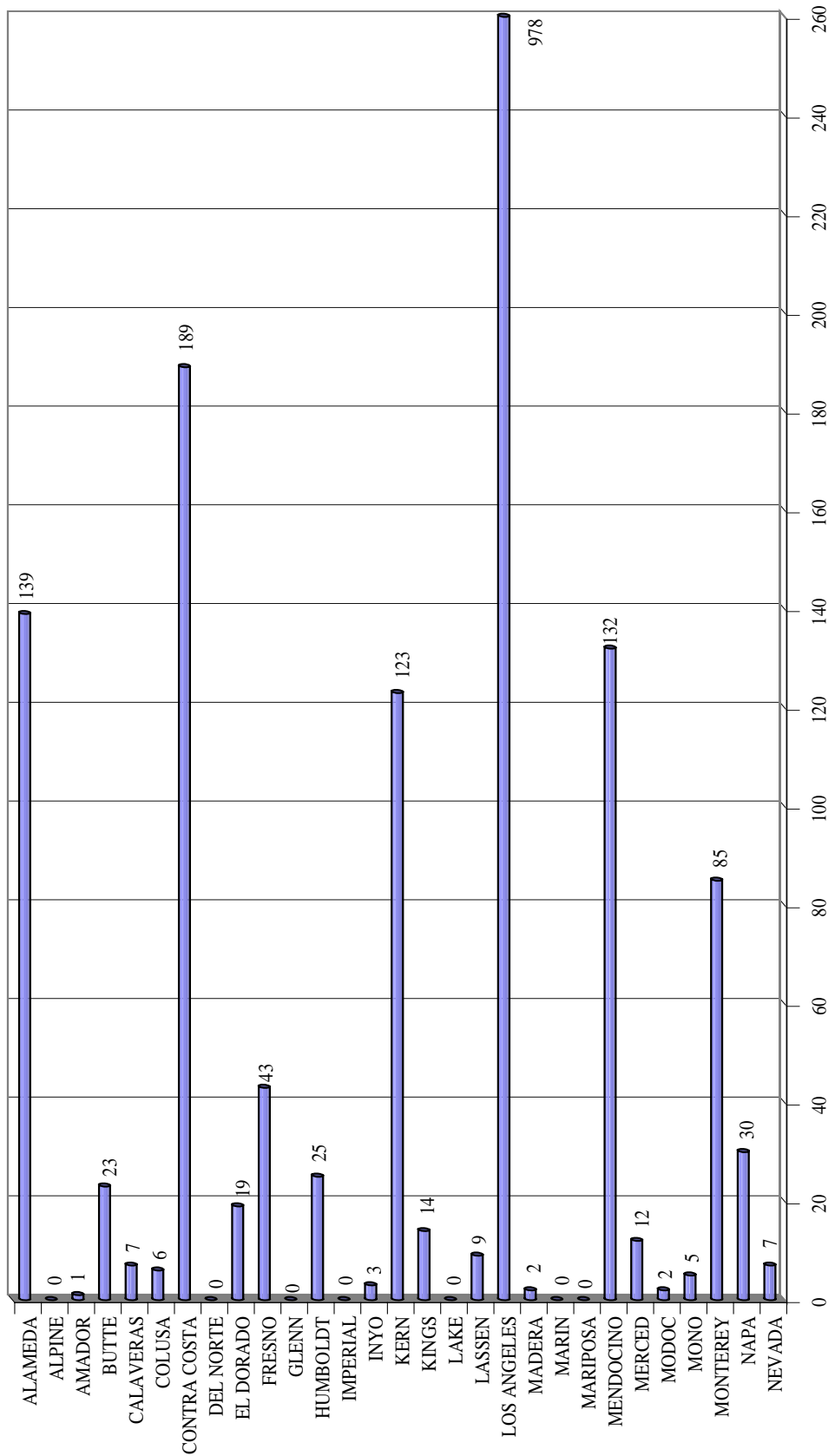


Table 2

County	Forfeitures Completed	Amount Disbursed
SANTA BARBARA	100	\$544,929.55
SANTA CLARA	82	\$284,190.02
SANTA CRUZ	29	\$142,355.91
SHASTA	39	\$94,749.45
SIERRA	0	\$0.00
SISKIYOU	7	\$71,996.78
SOLANO	144	\$624,832.86
SONOMA	65	\$511,756.55
STANISLAUS	25	\$121,282.63
SUTTER	2	\$3,110.99
TEHAMA	11	\$13,467.62
TRINITY	0	\$0.00
TULARE	19	\$112,629.49
TUOLUMNE	0	\$0.00
VENTURA	98	\$642,763.38
YOLO	51	\$70,212.79
YUBA	1	\$1,322.18
Total:	4,062	\$27,603,821.74

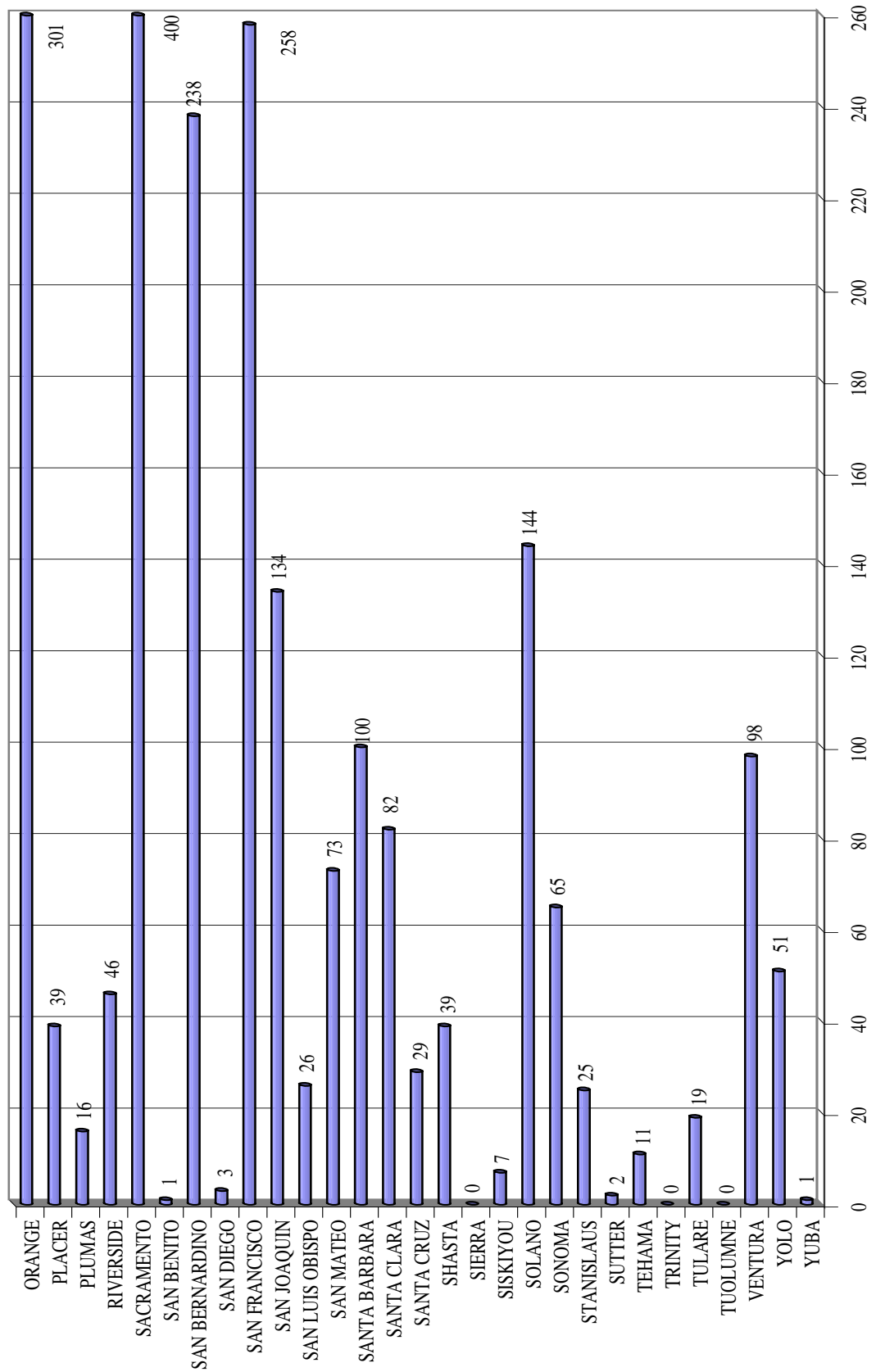


Number of Forfeiture Actions Completed by County
January 1, 2007 - December 31, 2007



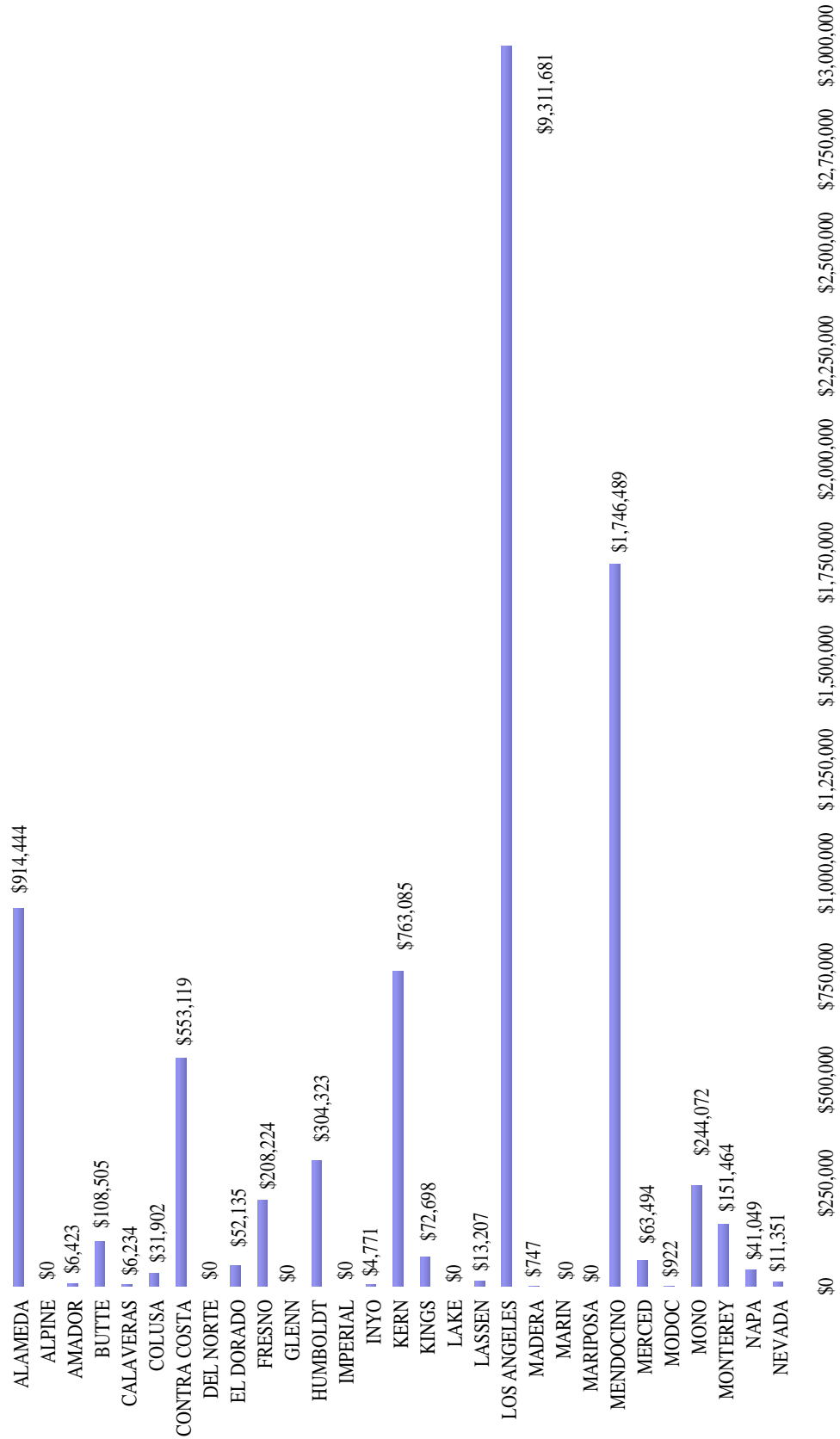


**Number of Forfeiture Actions Completed by County
January 1, 2007 - December 31, 2007**



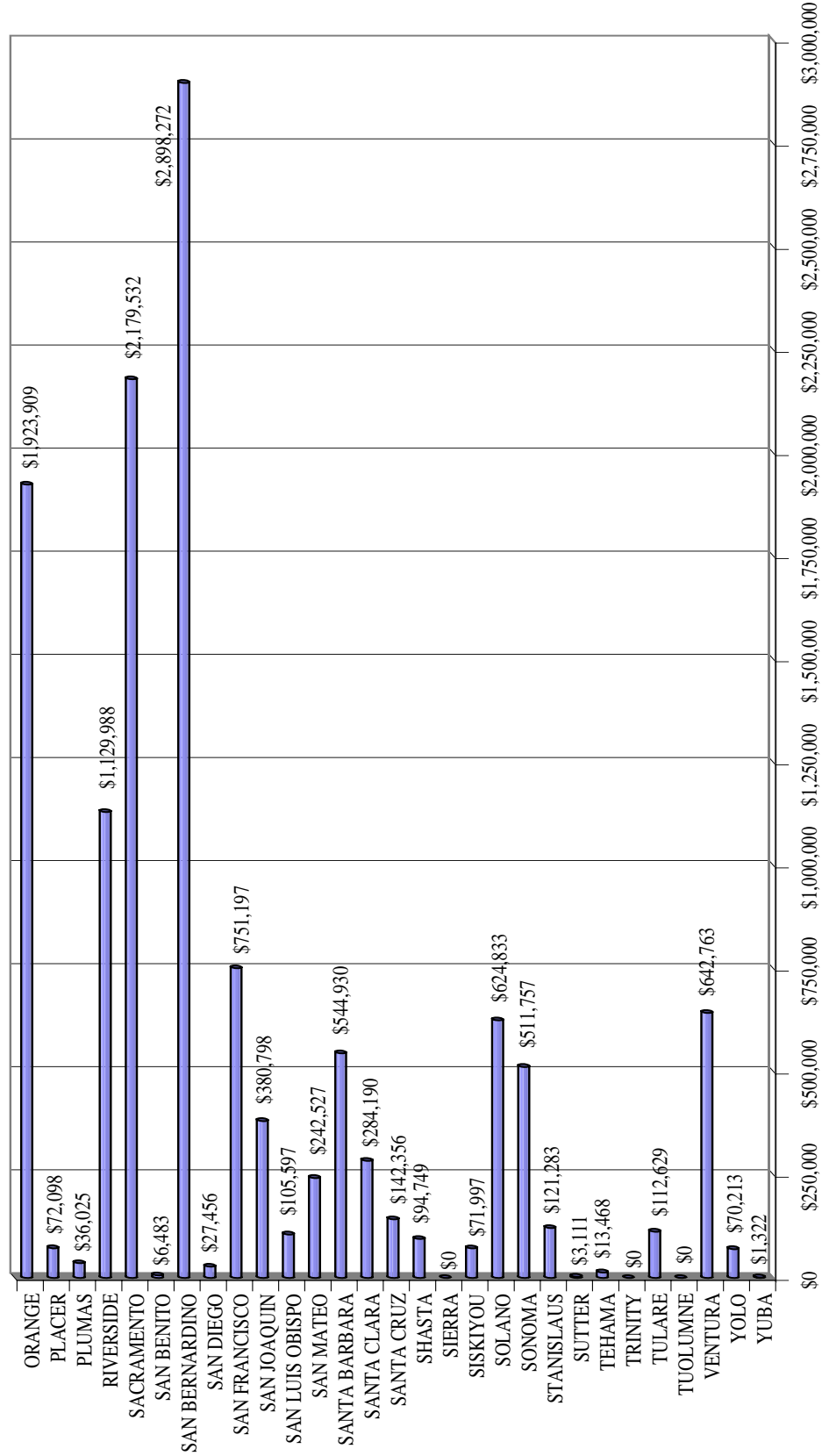


**Estimated Value of Forfeiture Actions Completed by County
January 1, 2007 - December 31, 2007**





**Estimated Value of Forfeiture Actions Completed by County
January 1, 2007 - December 31, 2007**





State of California
ASSET FORFEITURE REPORT - 2007

Table 3

Admin Number	Docket Number	Amount Forfeited	Date Disbursed	Recipient	Amount Disbursed
ALAMEDA					
1	RG06-274118	\$180,888.61	4/11/2007	CDA DA OFFICE GENERAL FUND OAKLAND PD	\$1,808.89 \$18,088.86 \$43,413.27 \$117,577.59
2	819455-4	\$162,520.00	3/2/2007	CDA DA OFFICE GENERAL FUND TF ALAMEDA CO	\$1,625.20 \$16,252.00 \$39,004.80 \$105,638.00
3	RG03-086431	\$2,867.96	4/11/2007	ALAMEDA CO SO CDA DA OFFICE GENERAL FUND	\$1,864.17 \$28.68 \$286.80 \$688.31
4	RG04-152056	\$29,670.00	4/11/2007	ALAMEDA CO SO CDA DA OFFICE GENERAL FUND	\$19,285.50 \$296.70 \$2,967.00 \$7,120.80
5	RG07-314549	\$105,800.00	11/28/2007	CDA DA OFFICE EMERYVILLE PD GENERAL FUND	\$1,058.00 \$10,580.00 \$68,770.00 \$25,392.00
Y23-150		\$1,090.00	9/27/2007	CDA DA OFFICE GENERAL FUND OAKLAND PD	\$10.90 \$109.00 \$261.60 \$708.50
Y24-027		\$727.00	9/27/2007	CDA DA OFFICE GENERAL FUND OAKLAND PD	\$7.27 \$72.70 \$174.48 \$472.55
Y24-039		\$966.43	4/11/2007	CDA DA OFFICE GENERAL FUND TF SOUTHERN ALAMEDA CO	\$9.66 \$96.64 \$231.94 \$628.19
Y24-092		\$1,180.00	9/27/2007	CDA DA OFFICE GENERAL FUND OAKLAND PD	\$11.80 \$118.00 \$283.20 \$767.00



State of California
ASSET FORFEITURE REPORT - 2007

Table 3

Admin Number	Docket Number	Amount Forfeited	Date Disbursed	Recipient	Amount Disbursed
Y24-133		\$3,410.51	4/11/2007	BERKELEY PD	\$2,216.83
				CDAA	\$34.11
				DA OFFICE	\$341.05
				GENERAL FUND	\$818.52
Y24-153		\$1,915.58	9/27/2007	CDAA	\$19.16
				DA OFFICE	\$191.56
				GENERAL FUND	\$459.74
				OAKLAND PD	\$1,245.12
Y24-156		\$3,201.00	4/11/2007	CDAA	\$32.01
				DA OFFICE	\$320.10
				GENERAL FUND	\$768.24
				SAN LEANDRO PD	\$2,080.65
Y24-169		\$1,321.58	9/27/2007	CDAA	\$13.22
				DA OFFICE	\$132.16
				GENERAL FUND	\$317.18
				OAKLAND PD	\$859.02
Y24-184		\$2,828.00	3/2/2007	CDAA	\$28.28
				DA OFFICE	\$282.80
				GENERAL FUND	\$678.72
				TF ALAMEDA CO	\$1,838.20
Y25-066		\$1,588.58	9/27/2007	CDAA	\$15.89
				DA OFFICE	\$158.86
				GENERAL FUND	\$381.26
				OAKLAND PD	\$1,032.57
Y25-071		\$2,679.00	9/27/2007	CDAA	\$26.79
				DA OFFICE	\$267.90
				GENERAL FUND	\$642.96
				OAKLAND PD	\$1,741.35
Y25-075		\$1,317.00	9/27/2007	CDAA	\$13.17
				DA OFFICE	\$131.70
				GENERAL FUND	\$316.08
				OAKLAND PD	\$856.05
Y25-076		\$5,315.58	12/21/2007	CDAA	\$53.16
				DA OFFICE	\$531.56
				GENERAL FUND	\$1,275.74
				TF ALAMEDA CO	\$3,455.12
Y25-080		\$2,492.00	9/27/2007	CDAA	\$24.92



State of California
ASSET FORFEITURE REPORT - 2007

Table 3

Admin Number	Docket Number	Amount Forfeited	Date Disbursed	Recipient	Amount Disbursed
				DA OFFICE	\$249.20
				GENERAL FUND	\$598.08
				OAKLAND PD	\$1,619.80
Y25-086		\$927.00	9/27/2007		
				CDAA	\$9.27
				DA OFFICE	\$92.70
				GENERAL FUND	\$222.48
				OAKLAND PD	\$602.55
Y25-090		\$1,050.00	9/27/2007		
				CDAA	\$10.50
				DA OFFICE	\$105.00
				GENERAL FUND	\$252.00
				OAKLAND PD	\$682.50
Y25-095		\$6,325.58	4/11/2007		
				ALAMEDA CO SO	\$4,111.62
				CDAA	\$63.26
				DA OFFICE	\$632.56
				GENERAL FUND	\$1,518.14
Y25-101		\$18,195.00	11/28/2007		
				CDAA	\$181.95
				DA OFFICE	\$1,819.50
				EMERYVILLE PD	\$11,826.75
				GENERAL FUND	\$4,366.80
Y25-103		\$1,845.00	4/11/2007		
				CDAA	\$18.45
				DA OFFICE	\$184.50
				GENERAL FUND	\$442.80
				OAKLAND PD	\$1,199.25
Y25-106		\$1,225.00	9/27/2007		
				CDAA	\$12.25
				DA OFFICE	\$122.50
				GENERAL FUND	\$294.00
				OAKLAND PD	\$796.25
Y25-111		\$823.00	4/11/2007		
				ALAMEDA CO SO	\$534.95
				CDAA	\$8.23
				DA OFFICE	\$82.30
				GENERAL FUND	\$197.52
Y25-112		\$1,315.00	4/11/2007		
				ALAMEDA CO SO	\$854.75
				CDAA	\$13.15
				DA OFFICE	\$131.50
				GENERAL FUND	\$315.60
Y25-121		\$1,520.00	9/27/2007		
				CDAA	\$15.20
				DA OFFICE	\$152.00
				GENERAL FUND	\$364.80



State of California
ASSET FORFEITURE REPORT - 2007

Table 3

Number	Number	Forfeited	Disbursed		Amount Disbursed
				OAKLAND PD	\$988.00
Y25-122		\$7,005.00	9/27/2007		
				CDAA	\$70.05
				DA OFFICE	\$700.50
				GENERAL FUND	\$1,681.20
				OAKLAND PD	\$4,553.25
Y25-124		\$800.00	4/11/2007		
				ALBANY PD	\$520.00
				CDAA	\$8.00
				DA OFFICE	\$80.00
				GENERAL FUND	\$192.00
Y25-129		\$2,006.00	4/11/2007		
				ALAMEDA CO SO	\$1,303.90
				CDAA	\$20.06
				DA OFFICE	\$200.60
				GENERAL FUND	\$481.44
Y25-132		\$21,944.27	3/2/2007		
				CDAA	\$219.44
				DA OFFICE	\$2,194.43
				GENERAL FUND	\$5,266.62
				TF ALAMEDA CO	\$14,263.78
Y25-136		\$672.00	9/27/2007		
				CDAA	\$6.72
				DA OFFICE	\$67.20
				GENERAL FUND	\$161.28
				OAKLAND PD	\$436.80
Y25-137		\$16,574.77	4/11/2007		
				CDAA	\$165.75
				CHP-DUBLIN	\$10,773.60
				DA OFFICE	\$1,657.48
				GENERAL FUND	\$3,977.94
Y25-143		\$3,069.00	4/11/2007		
				CDAA	\$30.69
				DA OFFICE	\$306.90
				GENERAL FUND	\$736.56
				SAN LEANDRO PD	\$1,994.85
Y25-145		\$4,559.00	9/27/2007		
				CDAA	\$45.59
				DA OFFICE	\$455.90
				GENERAL FUND	\$1,094.16
				OAKLAND PD	\$2,963.35
Y25-146		\$5,480.00	4/11/2007		
				ALAMEDA CO SO	\$3,562.00
				CDAA	\$54.80
				DA OFFICE	\$548.00
				GENERAL FUND	\$1,315.20



State of California
ASSET FORFEITURE REPORT - 2007

Table 3

Admin Number	Docket Number	Amount Forfeited	Date Disbursed	Recipient	Amount Disbursed
Y25-147		\$989.00	9/27/2007	CDAA	\$9.89
				DA OFFICE	\$98.90
				GENERAL FUND	\$237.36
				OAKLAND PD	\$642.85
Y25-149		\$5,101.00	3/2/2007	CDAA	\$51.01
				DA OFFICE	\$510.10
				GENERAL FUND	\$1,224.24
				TF ALAMEDA CO	\$3,315.65
Y25-159		\$1,506.58	9/27/2007	CDAA	\$15.07
				DA OFFICE	\$150.66
				GENERAL FUND	\$361.58
				OAKLAND PD	\$979.27
Y25-163		\$1,471.00	9/27/2007	CDAA	\$14.71
				DA OFFICE	\$147.10
				GENERAL FUND	\$353.04
				OAKLAND PD	\$956.15
Y25-164		\$1,429.00	4/11/2007	ALAMEDA CO SO	\$928.85
				CDAA	\$14.29
				DA OFFICE	\$142.90
				GENERAL FUND	\$342.96
Y25-166		\$10,820.00	9/27/2007	CDAA	\$108.20
				DA OFFICE	\$1,082.00
				GENERAL FUND	\$2,596.80
				OAKLAND PD	\$7,033.00
Y25-172		\$1,015.00	4/11/2007	CDAA	\$10.15
				DA OFFICE	\$101.50
				GENERAL FUND	\$243.60
				SAN LEANDRO PD	\$659.75
Y26-005		\$1,319.00	4/11/2007	ALAMEDA CO SO	\$857.35
				CDAA	\$13.19
				DA OFFICE	\$131.90
				GENERAL FUND	\$316.56
Y26-011		\$5,758.77	9/27/2007	CDAA	\$57.59
				DA OFFICE	\$575.88
				GENERAL FUND	\$1,382.10
				TF SOUTHERN ALAMEDA CO	\$3,743.20
Y26-014		\$1,157.27	4/11/2007	CDAA	\$11.57



State of California
ASSET FORFEITURE REPORT - 2007

Table 3

Admin Number	Docket Number	Amount Forfeited	Date Disbursed	Recipient	Amount Disbursed
				CHP-DUBLIN	\$752.23
				DA OFFICE	\$115.73
				GENERAL FUND	\$277.74
Y26-022		\$1,139.59	4/11/2007		
				CDAA	\$11.40
				DA OFFICE	\$113.96
				GENERAL FUND	\$273.50
				PLEASANTON PD	\$740.73
Y26-023		\$1,868.00	4/11/2007		
				CDAA	\$18.68
				DA OFFICE	\$186.80
				GENERAL FUND	\$448.32
				SAN LEANDRO PD	\$1,214.20
Y26-024		\$3,295.11	4/11/2007		
				CDAA	\$32.95
				CHP-OAKLAND	\$2,141.82
				DA OFFICE	\$329.51
				GENERAL FUND	\$790.83
Y26-027		\$3,658.00	4/11/2007		
				ALAMEDA CO SO	\$2,377.70
				CDAA	\$36.58
				DA OFFICE	\$365.80
				GENERAL FUND	\$877.92
Y26-036		\$1,697.81	4/11/2007		
				CDAA	\$16.98
				DA OFFICE	\$169.78
				GENERAL FUND	\$407.47
				TF SOUTHERN ALAMEDA CO	\$1,103.58
Y26-038		\$2,341.79	9/27/2007		
				CDAA	\$23.42
				DA OFFICE	\$234.18
				GENERAL FUND	\$562.03
				TF SOUTHERN ALAMEDA CO	\$1,522.16
Y26-040		\$888.00	9/27/2007		
				CDAA	\$8.88
				DA OFFICE	\$88.80
				GENERAL FUND	\$213.12
				OAKLAND PD	\$577.20
Y26-042		\$9,762.00	9/27/2007		
				CDAA	\$97.62
				DA OFFICE	\$976.20
				GENERAL FUND	\$2,342.88
				OAKLAND PD	\$6,345.30
Y26-045		\$1,915.00	7/27/2007		
				CDAA	\$19.15
				DA OFFICE	\$191.50
				GENERAL FUND	\$459.60



State of California
ASSET FORFEITURE REPORT - 2007

Table 3

Admin Number	Docket Number	Amount Forfeited	Date Disbursed	Recipient	Amount Disbursed
				OAKLAND PD	\$1,244.75
Y26-048		\$7,355.00	9/27/2007		
				CDAA	\$73.55
				DA OFFICE	\$735.50
				GENERAL FUND	\$1,765.20
				OAKLAND PD	\$4,780.75
Y26-049		\$699.00	9/27/2007		
				CDAA	\$6.99
				DA OFFICE	\$69.90
				GENERAL FUND	\$167.76
				OAKLAND PD	\$454.35
Y26-050		\$2,088.95	4/11/2007		
				CDAA	\$20.89
				DA OFFICE	\$208.90
				GENERAL FUND	\$501.35
				PLEASANTON PD	\$1,357.81
Y26-060		\$1,230.00	4/11/2007		
				CDAA	\$12.30
				CHP-OAKLAND	\$799.50
				DA OFFICE	\$123.00
				GENERAL FUND	\$295.20
Y26-061		\$1,507.00	9/27/2007		
				CDAA	\$15.07
				DA OFFICE	\$150.70
				GENERAL FUND	\$361.68
				LIVERMORE PD	\$979.55
Y26-062		\$1,272.00	4/11/2007		
				CDAA	\$12.72
				DA OFFICE	\$127.20
				GENERAL FUND	\$305.28
				SAN LEANDRO PD	\$826.80
Y26-065		\$1,468.00	9/27/2007		
				CDAA	\$14.68
				DA OFFICE	\$146.80
				GENERAL FUND	\$352.32
				OAKLAND PD	\$954.20
Y26-066		\$11,847.48	4/11/2007		
				BERKELEY PD	\$7,700.86
				CDAA	\$118.47
				DA OFFICE	\$1,184.75
				GENERAL FUND	\$2,843.40
Y26-069		\$1,473.00	4/11/2007		
				CDAA	\$14.73
				DA OFFICE	\$147.30
				GENERAL FUND	\$353.52
				OAKLAND PD	\$957.45



State of California
ASSET FORFEITURE REPORT - 2007

Table 3

Admin Number	Docket Number	Amount Forfeited	Date Disbursed	Recipient	Amount Disbursed
Y26-070		\$1,530.00	4/11/2007	CDAA	\$15.30
				DA OFFICE	\$153.00
				GENERAL FUND	\$367.20
				OAKLAND PD	\$994.50
Y26-071		\$1,068.00	9/27/2007	CDAA	\$10.68
				DA OFFICE	\$106.80
				GENERAL FUND	\$256.32
				HAYWARD PD	\$694.20
Y26-072		\$2,461.00	4/11/2007	CDAA	\$24.61
				DA OFFICE	\$246.10
				GENERAL FUND	\$590.64
				OAKLAND PD	\$1,599.65
Y26-073		\$887.00	4/11/2007	CDAA	\$8.87
				DA OFFICE	\$88.70
				GENERAL FUND	\$212.88
				OAKLAND PD	\$576.55
Y26-077		\$2,159.00	4/11/2007	CDAA	\$21.59
				DA OFFICE	\$215.90
				GENERAL FUND	\$518.16
				OAKLAND PD	\$1,403.35
Y26-080		\$933.05	4/11/2007	CDAA	\$9.33
				DA OFFICE	\$93.31
				GENERAL FUND	\$223.93
				UC BERKELEY PD	\$606.48
Y26-081		\$853.20	4/11/2007	CDAA	\$8.53
				DA OFFICE	\$85.32
				GENERAL FUND	\$204.77
				TF SOUTHERN ALAMEDA CO	\$554.58
Y26-083		\$20,809.72	9/27/2007	BERKELEY PD	\$13,526.32
				CDAA	\$208.10
				DA OFFICE	\$2,080.97
				GENERAL FUND	\$4,994.33
Y26-084		\$2,456.52	9/27/2007	CDAA	\$24.57
				DA OFFICE	\$245.65
				GENERAL FUND	\$589.56
				TF SOUTHERN ALAMEDA CO	\$1,596.74
Y26-093		\$3,775.00	4/11/2007	CDAA	\$37.75



State of California
ASSET FORFEITURE REPORT - 2007

Table 3

Case Number	Amount	Date	Entity	Amount
			DA OFFICE	\$377.50
			GENERAL FUND	\$906.00
			OAKLAND PD	\$2,453.75
Y26-094	\$2,181.66	12/21/2007		
			CDAA	\$21.82
			DA OFFICE	\$218.17
			GENERAL FUND	\$523.60
			TF ALAMEDA CO	\$1,418.07
Y26-095	\$1,446.16	9/27/2007		
			CDAA	\$14.46
			DA OFFICE	\$144.62
			GENERAL FUND	\$347.08
			TF SOUTHERN ALAMEDA CO	\$940.00
Y26-097	\$917.00	4/11/2007		
			CDAA	\$9.17
			DA OFFICE	\$91.70
			GENERAL FUND	\$220.08
			OAKLAND PD	\$596.05
Y26-098	\$2,361.00	4/11/2007		
			CDAA	\$23.61
			DA OFFICE	\$236.10
			GENERAL FUND	\$566.64
			OAKLAND PD	\$1,534.65
Y26-099	\$1,396.00	4/11/2007		
			CDAA	\$13.96
			DA OFFICE	\$139.60
			GENERAL FUND	\$335.04
			OAKLAND PD	\$907.40
Y26-100	\$2,203.23	9/27/2007		
			CDAA	\$22.03
			DA OFFICE	\$220.32
			GENERAL FUND	\$528.78
			PLEASANTON PD	\$1,432.10
Y26-101	\$1,075.47	4/11/2007		
			CDAA	\$10.75
			DA OFFICE	\$107.55
			GENERAL FUND	\$258.11
			PLEASANTON PD	\$699.06
Y26-102	\$2,410.36	4/11/2007		
			CDAA	\$24.10
			DA OFFICE	\$241.04
			GENERAL FUND	\$578.49
			OAKLAND PD	\$1,566.73
Y26-104	\$1,055.00	4/11/2007		
			CDAA	\$10.55
			DA OFFICE	\$105.50
			GENERAL FUND	\$253.20



State of California
ASSET FORFEITURE REPORT - 2007

Table 3

				OAKLAND PD	\$685.75
Y26-105	\$6,660.00	4/11/2007		CDA	\$66.60
				DA OFFICE	\$666.00
				GENERAL FUND	\$1,598.40
				OAKLAND PD	\$4,329.00
Y26-106	\$677.00	4/11/2007		CDA	\$6.77
				DA OFFICE	\$67.70
				GENERAL FUND	\$162.48
				OAKLAND PD	\$440.05
Y26-109	\$667.00	4/11/2007		CDA	\$6.67
				DA OFFICE	\$66.70
				GENERAL FUND	\$160.08
				OAKLAND PD	\$433.55
Y26-111	\$4,454.64	12/21/2007		CDA	\$44.55
				DA OFFICE	\$445.46
				GENERAL FUND	\$1,069.11
				TF ALAMEDA CO	\$2,895.52
Y26-113	\$2,839.52	4/11/2007		CDA	\$28.40
				DA OFFICE	\$283.95
				GENERAL FUND	\$681.48
				TF SOUTHERN ALAMEDA CO	\$1,845.69
Y26-114	\$4,551.00	9/27/2007		CDA	\$45.51
				DA OFFICE	\$455.10
				GENERAL FUND	\$1,092.24
				SAN LEANDRO PD	\$2,958.15
Y26-115	\$2,861.00	4/11/2007		CDA	\$28.61
				DA OFFICE	\$286.10
				GENERAL FUND	\$686.64
				SAN LEANDRO PD	\$1,859.65
Y26-118	\$834.57	4/11/2007		BERKELEY PD	\$542.46
				CDA	\$8.35
				DA OFFICE	\$83.46
				GENERAL FUND	\$200.30
Y26-123	\$1,633.00	4/11/2007		CDA	\$16.33
				DA OFFICE	\$163.30
				GENERAL FUND	\$391.92
				PLEASANTON PD	\$1,061.45



State of California
ASSET FORFEITURE REPORT - 2007

Table 3

Admin Number	Docket Number	Amount Forfeited	Date Disbursed	Recipient	Amount Disbursed
Y26-125		\$2,161.00	9/27/2007	CDAA	\$21.61
				DA OFFICE	\$216.10
				GENERAL FUND	\$518.64
				SAN LEANDRO PD	\$1,404.65
Y26-127		\$1,727.39	4/11/2007	CDAA	\$17.27
				DA OFFICE	\$172.74
				GENERAL FUND	\$414.57
				TF SOUTHERN ALAMEDA CO	\$1,122.81
Y26-130		\$3,841.84	4/11/2007	CDAA	\$38.42
				DA OFFICE	\$384.18
				GENERAL FUND	\$922.04
				TF SOUTHERN ALAMEDA CO	\$2,497.20
Y26-132		\$933.00	4/11/2007	CDAA	\$9.33
				DA OFFICE	\$93.30
				GENERAL FUND	\$223.92
				SAN LEANDRO PD	\$606.45
Y26-134		\$647.17	4/11/2007	CDAA	\$6.47
				CHP-HAYWARD	\$420.66
				DA OFFICE	\$64.72
				GENERAL FUND	\$155.32
Y26-140		\$5,593.00	4/11/2007	CDAA	\$55.93
				DA OFFICE	\$559.30
				GENERAL FUND	\$1,342.32
				SAN LEANDRO PD	\$3,635.45
Y26-147		\$935.00	4/11/2007	CDAA	\$9.35
				CHP-OAKLAND	\$607.75
				DA OFFICE	\$93.50
				GENERAL FUND	\$224.40
Y26-148		\$2,093.42	4/11/2007	CDAA	\$20.93
				DA OFFICE	\$209.34
				GENERAL FUND	\$502.42
				PLEASANTON PD	\$1,360.73
Y26-149		\$975.00	4/11/2007	ALBANY PD	\$633.75
				CDAA	\$9.75
				DA OFFICE	\$97.50
				GENERAL FUND	\$234.00
Y26-150		\$953.00	4/11/2007	CDAA	\$9.53



State of California
ASSET FORFEITURE REPORT - 2007

Table 3

Admin Number	Docket Number	Amount Forfeited	Date Disbursed	Recipient	Amount Disbursed
				DA OFFICE	\$95.30
				GENERAL FUND	\$228.72
				SAN LEANDRO PD	\$619.45
Y26-152		\$2,549.00	3/2/2007		
				CDAA	\$25.49
				DA OFFICE	\$254.90
				GENERAL FUND	\$611.76
				TF ALAMEDA CO	\$1,656.85
Y26-154		\$1,061.78	9/27/2007		
				CDAA	\$10.62
				DA OFFICE	\$106.18
				GENERAL FUND	\$254.83
				TF SOUTHERN ALAMEDA CO	\$690.15
Y26-155		\$20,399.17	9/27/2007		
				CDAA	\$203.99
				DA OFFICE	\$2,039.92
				GENERAL FUND	\$4,895.80
				SAN LEANDRO PD	\$13,259.46
Y26-156		\$3,133.19	4/11/2007		
				CDAA	\$31.33
				DA OFFICE	\$313.32
				GENERAL FUND	\$751.97
				PLEASANTON PD	\$2,036.57
Y26-157		\$1,771.52	4/11/2007		
				BERKELEY PD	\$1,151.49
				CDAA	\$17.72
				DA OFFICE	\$177.15
				GENERAL FUND	\$425.16
Y26-158		\$3,445.67	4/11/2007		
				BERKELEY PD	\$2,239.68
				CDAA	\$34.46
				DA OFFICE	\$344.57
				GENERAL FUND	\$826.96
Y26-166		\$1,070.84	9/27/2007		
				ALBANY PD	\$696.05
				CDAA	\$10.71
				DA OFFICE	\$107.08
				GENERAL FUND	\$257.00
Y26-172		\$4,576.00	4/11/2007		
				CDAA	\$45.76
				DA OFFICE	\$457.60
				GENERAL FUND	\$1,098.24
				SAN LEANDRO PD	\$2,974.40
Y26-175		\$3,998.10	4/11/2007		
				CDAA	\$39.98
				DA OFFICE	\$399.81
				GENERAL FUND	\$959.54



State of California
ASSET FORFEITURE REPORT - 2007

Table 3

Admin Number	Docket Number	Amount Forfeited	Date Disbursed	Recipient	Amount Disbursed
				TF SOUTHERN ALAMEDA CO	\$2,598.77
Y26-178		\$15,160.00	4/11/2007	CDAA	\$151.60
				DA OFFICE	\$1,516.00
				GENERAL FUND	\$3,638.40
				SAN LEANDRO PD	\$9,854.00
Y26-179		\$2,031.00	9/27/2007	CDAA	\$20.31
				DA OFFICE	\$203.10
				GENERAL FUND	\$487.44
				SAN LEANDRO PD	\$1,320.15
Y26-182		\$681.14	9/27/2007	CDAA	\$6.81
				DA OFFICE	\$68.11
				GENERAL FUND	\$163.47
				TF SOUTHERN ALAMEDA CO	\$442.75
Y26-183		\$1,166.00	4/11/2007	ALAMEDA PD	\$757.90
				CDAA	\$11.66
				DA OFFICE	\$116.60
				GENERAL FUND	\$279.84
Y26-190		\$2,534.97	4/11/2007	BERKELEY PD	\$1,647.73
				CDAA	\$25.35
				DA OFFICE	\$253.50
				GENERAL FUND	\$608.39
Y26-191		\$4,064.83	9/27/2007	CDAA	\$40.65
				DA OFFICE	\$406.48
				GENERAL FUND	\$975.56
				TF SOUTHERN ALAMEDA CO	\$2,642.14
Y26-193		\$520.00	4/11/2007	CDAA	\$5.20
				DA OFFICE	\$52.00
				GENERAL FUND	\$124.80
				SAN FRANCISCO PD	\$338.00
Y26-194		\$711.00	4/11/2007	CDAA	\$7.11
				DA OFFICE	\$71.10
				GENERAL FUND	\$170.64
				SAN FRANCISCO PD	\$462.15
Y26-198		\$2,126.57	9/27/2007	CDAA	\$21.27
				DA OFFICE	\$212.66
				GENERAL FUND	\$510.38
				TF SOUTHERN ALAMEDA CO	\$1,382.26



State of California
ASSET FORFEITURE REPORT - 2007

Table 3

Admin Number	Docket Number	Amount Forfeited	Date Disbursed	Recipient	Amount Disbursed
Y26-199		\$8,661.11	9/27/2007	CDAA	\$86.61
				DA OFFICE	\$866.11
				GENERAL FUND	\$2,078.67
				TF SOUTHERN ALAMEDA CO	\$5,629.72
Y27-007		\$3,206.57	9/27/2007	CDAA	\$32.07
				DA OFFICE	\$320.66
				GENERAL FUND	\$769.58
				PLEASANTON PD	\$2,084.26
Y27-013		\$820.00	9/27/2007	CDAA	\$8.20
				DA OFFICE	\$82.00
				GENERAL FUND	\$196.80
				HAYWARD PD	\$533.00
Y27-017		\$2,317.00	9/27/2007	CDAA	\$23.17
				DA OFFICE	\$231.70
				GENERAL FUND	\$556.08
				SAN LEANDRO PD	\$1,506.05
Y27-019		\$3,291.85	9/27/2007	BERKELEY PD	\$2,139.70
				CDAA	\$32.92
				DA OFFICE	\$329.19
				GENERAL FUND	\$790.04
Y27-023		\$613.87	9/27/2007	BERKELEY PD	\$399.01
				CDAA	\$6.14
				DA OFFICE	\$61.39
				GENERAL FUND	\$147.33
Y27-024		\$5,177.00	9/27/2007	CDAA	\$51.77
				DA OFFICE	\$517.70
				GENERAL FUND	\$1,242.48
				SAN LEANDRO PD	\$3,365.05
Y27-025		\$4,326.00	9/27/2007	CDAA	\$43.26
				DA OFFICE	\$432.60
				GENERAL FUND	\$1,038.24
				SAN LEANDRO PD	\$2,811.90
Y27-032		\$991.19	9/27/2007	CDAA	\$9.91
				DA OFFICE	\$99.12
				GENERAL FUND	\$237.89
				PLEASANTON PD	\$644.27
Y27-034		\$470.54	9/27/2007	CDAA	\$4.71



State of California
ASSET FORFEITURE REPORT - 2007

Table 3

Admin Number	Docket Number	Amount Forfeited	Date Disbursed	Recipient	Amount Disbursed
				DA OFFICE	\$47.05
				GENERAL FUND	\$112.93
				TF SOUTHERN ALAMEDA CO	\$305.85
Y27-035		\$1,170.62	9/27/2007		
				BERKELEY PD	\$760.90
				CDAA	\$11.71
				DA OFFICE	\$117.06
				GENERAL FUND	\$280.95
Y27-036		\$1,381.60	9/27/2007		
				BERKELEY PD	\$898.04
				CDAA	\$13.82
				DA OFFICE	\$138.16
				GENERAL FUND	\$331.58
Y27-037		\$2,603.90	9/27/2007		
				BERKELEY PD	\$1,692.53
				CDAA	\$26.04
				DA OFFICE	\$260.39
				GENERAL FUND	\$624.94
Y27-040		\$3,272.01	12/21/2007		
				CDAA	\$32.72
				DA OFFICE	\$327.20
				GENERAL FUND	\$785.28
				TF ALAMEDA CO	\$2,126.81
Y27-041		\$794.00	12/21/2007		
				CDAA	\$7.94
				DA OFFICE	\$79.40
				GENERAL FUND	\$190.56
				TF ALAMEDA CO	\$516.10
Y27-043		\$11,050.50	12/21/2007		
				CDAA	\$110.51
				DA OFFICE	\$1,105.05
				GENERAL FUND	\$2,652.12
				TF ALAMEDA CO	\$7,182.82
Y27-050		\$1,410.72	9/27/2007		
				CDAA	\$14.11
				DA OFFICE	\$141.07
				GENERAL FUND	\$338.57
				TF CENTRAL CC NET-	\$916.97
Y27-073		\$1,682.00	9/27/2007		
				CDAA	\$16.82
				DA OFFICE	\$168.20
				GENERAL FUND	\$403.68
				SAN LEANDRO PD	\$1,093.30

ALAMEDA

\$914,443.98



State of California
ASSET FORFEITURE REPORT - 2007

Table 3

Admin Number	Docket Number	Amount Forfeited	Date Disbursed	Recipient	Amount Disbursed
AMADOR					
AF-06-04	06CV4461	\$6,423.35	7/27/2007		
				AMADOR CO SO	\$4,175.18
				CDA	\$64.23
				DA OFFICE	\$642.34
				GENERAL FUND	\$1,541.60
AMADOR					\$6,423.35



State of California
ASSET FORFEITURE REPORT - 2007

Table 3

Admin Number	Docket Number	Amount Forfeited	Date Disbursed	Recipient	Amount Disbursed
BUTTE					
05-037		\$1,748.02	1/15/2007	15% - 11489	\$170.43
				CDAA	\$17.48
				DA OFFICE	\$174.80
				GENERAL FUND	\$419.52
				TF BUTTE INTERAGY NET	\$965.79
06-004		\$9,121.21	11/29/2007	15% - 11489	\$889.32
				CDAA	\$91.21
				DA OFFICE	\$912.12
				GENERAL FUND	\$2,189.09
				TF BUTTE INTERAGY NET	\$5,039.47
06-009		\$552.81	1/11/2007	15% - 11489	\$53.90
				CDAA	\$5.53
				DA OFFICE	\$55.28
				GENERAL FUND	\$132.67
				TF BUTTE INTERAGY NET	\$305.43
06-010		\$2,230.54	3/15/2007	15% - 11489	\$217.48
				CDAA	\$22.31
				DA OFFICE	\$223.05
				GENERAL FUND	\$535.33
				TF BUTTE INTERAGY NET	\$1,232.37
06-023		\$1,932.38	3/14/2007	15% - 11489	\$188.41
				CDAA	\$19.32
				CHICO PD	\$1,067.64
				DA OFFICE	\$193.24
				GENERAL FUND	\$463.77
06-024		\$1,722.68	3/14/2007	15% - 11489	\$167.96
				CDAA	\$17.23
				DA OFFICE	\$172.27
				GENERAL FUND	\$413.44
				TF BUTTE INTERAGY NET	\$951.78
06-025		\$35,630.38	4/26/2007	15% - 11489	\$3,473.96
				BUTTE CO SO	\$19,685.79
				CDAA	\$356.30
				DA OFFICE	\$3,563.04
				GENERAL FUND	\$8,551.29
06-028		\$24,205.58	8/22/2007	15% - 11489	\$2,360.04
				CDAA	\$242.06
				DA OFFICE	\$2,420.56



State of California
ASSET FORFEITURE REPORT - 2007

Table 3

Admin Number	Docket Number	Amount Forfeited	Date Disbursed	Recipient	Amount Disbursed
				GENERAL FUND	\$5,809.34
				TF BUTTE INTERAGY NET	\$13,373.58
06-029		\$6,361.94	8/29/2007	15% - 11489	\$620.29
				CDAA	\$63.62
				DA OFFICE	\$636.19
				GENERAL FUND	\$1,526.87
				OROVILLE PD	\$3,514.97
06-031		\$2,578.30	11/8/2007	15% - 11489	\$251.38
				BUTTE CO DA	\$712.13
				CDAA	\$25.78
				DA OFFICE	\$257.83
				GENERAL FUND	\$618.79
				OROVILLE PD	\$712.39
06-038		\$4,275.99	8/22/2007	15% - 11489	\$416.91
				BUTTE CO SO	\$2,362.48
				CDAA	\$42.76
				DA OFFICE	\$427.60
				GENERAL FUND	\$1,026.24
06-039		\$370.20	3/14/2007	15% - 11489	\$36.09
				CDAA	\$3.70
				DA OFFICE	\$37.02
				GENERAL FUND	\$88.85
				OROVILLE PD	\$204.54
06-043		\$4,269.88	3/14/2007	15% - 11489	\$416.61
				CDAA	\$42.70
				CHICO PD	\$2,358.81
				DA OFFICE	\$426.99
				GENERAL FUND	\$1,024.77
06-045		\$520.67	4/26/2007	15% - 11489	\$50.77
				CDAA	\$5.21
				DA OFFICE	\$52.07
				GENERAL FUND	\$124.96
				PARADISE PD	\$287.66
07-002		\$423.17	4/26/2007	15% - 11489	\$41.26
				CDAA	\$4.23
				CHICO PD	\$233.80
				DA OFFICE	\$42.32
				GENERAL FUND	\$101.56
07-004		\$279.65	4/26/2007	15% - 11489	\$27.27



State of California
ASSET FORFEITURE REPORT - 2007

Table 3

Admin Number	Docket Number	Amount Forfeited	Date Disbursed	Recipient	Amount Disbursed
				CDA	\$2.80
				DA OFFICE	\$27.97
				GENERAL FUND	\$67.12
				OROVILLE PD	\$154.49
07-005		\$683.11	4/26/2007		
				15% - 11489	\$66.60
				CDA	\$6.83
				CHICO PD	\$377.42
				DA OFFICE	\$68.31
				GENERAL FUND	\$163.95
07-006		\$200.87	4/26/2007		
				15% - 11489	\$19.58
				BUTTE CO SO	\$110.98
				CDA	\$2.01
				DA OFFICE	\$20.09
				GENERAL FUND	\$48.21
07-007		\$249.79	2/27/2007		
				15% - 11489	\$24.35
				CDA	\$2.50
				CHICO PD	\$138.01
				DA OFFICE	\$24.98
				GENERAL FUND	\$59.95
07-008		\$6,307.52	11/14/2007		
				15% - 11489	\$615.01
				CDA	\$63.08
				DA OFFICE	\$630.75
				GENERAL FUND	\$1,513.80
				TF BUTTE INTERAGY NET	\$3,484.88
07-011		\$1,980.30	4/26/2007		
				15% - 11489	\$193.08
				CDA	\$19.80
				DA OFFICE	\$198.03
				GENERAL FUND	\$475.27
				OROVILLE PD	\$1,094.12
07-012		\$2,016.09	7/27/2007		
				15% - 11489	\$196.57
				CDA	\$20.16
				CHICO PD	\$1,113.89
				DA OFFICE	\$201.61
				GENERAL FUND	\$483.86
07-013		\$844.32	6/22/2007		
				15% - 11489	\$82.32
				CDA	\$8.44
				DA OFFICE	\$84.43
				GENERAL FUND	\$202.64
				OROVILLE PD	\$466.49



State of California
ASSET FORFEITURE REPORT - 2007

Table 3

Admin Number	Docket Number	Amount Forfeited	Date Disbursed	Recipient	Amount Disbursed
BUTTE					\$108,505.40



State of California
ASSET FORFEITURE REPORT - 2007

Table 3

Admin Number	Docket Number	Amount Forfeited	Date Disbursed	Recipient	Amount Disbursed
CALAVERAS					
AF-06-002		\$871.82	12/31/2007	ANGELS CAMP PD	\$566.68
				CDAA	\$8.72
				DA OFFICE	\$87.18
				GENERAL FUND	\$209.24
AF-06-004		\$276.82	12/31/2007	CALAVERAS CO SO	\$179.93
				CDAA	\$2.77
				DA OFFICE	\$27.68
				GENERAL FUND	\$66.44
AF-06-005		\$2,902.82	12/31/2007	ANGELS CAMP PD	\$1,886.83
				CDAA	\$29.03
				DA OFFICE	\$290.28
				GENERAL FUND	\$696.68
AF-06-006		\$205.82	12/31/2007	CALAVERAS CO SO	\$133.78
				CDAA	\$2.06
				DA OFFICE	\$20.58
				GENERAL FUND	\$49.40
AF-07-002		\$728.86	12/31/2007	ANGELS CAMP PD	\$80.54
				CALAVERAS CO SO	\$393.22
				CDAA	\$7.29
				DA OFFICE	\$72.88
				GENERAL FUND	\$174.93
AF-07-003		\$353.82	12/31/2007	CALAVERAS CO SO	\$229.98
				CDAA	\$3.54
				DA OFFICE	\$35.38
				GENERAL FUND	\$84.92
AF-07-006		\$893.68	12/31/2007	ANGELS CAMP PD	\$98.75
				CALAVERAS CO SO	\$482.14
				CDAA	\$8.94
				DA OFFICE	\$89.37
				GENERAL FUND	\$214.48
CALAVERAS					\$6,233.64



State of California
ASSET FORFEITURE REPORT - 2007

Table 3

Admin Number	Docket Number	Amount Forfeited	Date Disbursed	Recipient	Amount Disbursed
COLUSA					
F039-155-06	CV23429	\$22,419.14	4/3/2007	CDA CHP COLUSA CO DA COLUSA CO DARE COLUSA NET GENERAL FUND	\$224.19 \$3,643.11 \$2,241.92 \$2,185.87 \$8,743.46 \$5,380.59
NCC06-102		\$446.47	2/1/2007	CDA COLUSA CO DA COLUSA CO DARE COLUSA NET GENERAL FUND	\$4.46 \$44.65 \$43.53 \$246.68 \$107.15
NCC06-103		\$498.37	2/1/2007	CDA COLUSA CO DA COLUSA CO DARE COLUSA NET GENERAL FUND	\$4.98 \$49.84 \$48.59 \$275.35 \$119.61
NCC06-128A		\$5,186.30	10/25/2007	CDA COLUSA CO DA COLUSA CO DARE COLUSA NET GENERAL FUND	\$51.86 \$518.63 \$505.66 \$2,865.44 \$1,244.71
NCC06-128B		\$1,985.05	10/25/2007	CDA COLUSA CO DA COLUSA CO DARE COLUSA NET GENERAL FUND	\$19.85 \$198.51 \$193.54 \$1,096.74 \$476.41
NCC06-139	CV23453	\$1,366.80	4/17/2007	CDA CHP COLUSA CO DA COLUSA CO DARE COLUSA NET GENERAL FUND	\$13.67 \$444.21 \$136.68 \$133.26 \$310.95 \$328.03
COLUSA					\$31,902.13



State of California
ASSET FORFEITURE REPORT - 2007

Table 3

Admin Number	Docket Number	Amount Forfeited	Date Disbursed	Recipient	Amount Disbursed
CONTRA COSTA					
05-0062		\$3,601.20	1/18/2007		
				CDA	\$36.02
				DA OFFICE	\$360.12
				GENERAL FUND	\$864.28
				TF SOLANO CO NET-SOLNET	\$2,340.78
05-0070		\$40,578.33	1/18/2007		
				15% - 11489	\$3,956.39
				CC CRIME LAB	\$1,217.35
				CDA	\$405.78
				DA OFFICE	\$6,898.32
				GENERAL FUND	\$9,738.80
				RICHMOND PD	\$8,724.34
				SAN FRANCISCO PD	\$9,637.35
05-0084		\$1,163.65	1/3/2007		
				15% - 11489	\$113.46
				CC CRIME LAB	\$34.90
				CDA	\$11.64
				CONCORD PD	\$549.82
				DA OFFICE	\$174.55
				GENERAL FUND	\$279.28
05-0090		\$6,891.00	9/11/2007		
				15% - 11489	\$671.87
				CC CRIME LAB	\$379.01
				CDA	\$68.91
				CONTRA COSTA CO SO	\$2,808.08
				DA OFFICE	\$1,309.29
				GENERAL FUND	\$1,653.84
05-0129		\$3,401.00	11/29/2007		
				15% - 11489	\$331.60
				CC CRIME LAB	\$85.02
				CDA	\$34.01
				DA OFFICE	\$612.18
				GENERAL FUND	\$816.24
				RICHMOND PD	\$1,521.95
05-0143		\$938.00	1/3/2007		
				15% - 11489	\$91.46
				CC CRIME LAB	\$28.14
				CDA	\$9.38
				DA OFFICE	\$140.70
				GENERAL FUND	\$225.12
				MARTINEZ PD	\$443.20
05-0159		\$9,671.00	5/9/2007		
				15% - 11489	\$942.92
				CC CRIME LAB	\$290.13
				CDA	\$96.71
				DA OFFICE	\$1,644.07



State of California
ASSET FORFEITURE REPORT - 2007

Table 3

Admin Number	Docket Number	Amount Forfeited	Date Disbursed	Recipient	Amount Disbursed
				GENERAL FUND	\$2,321.04
				RICHMOND PD	\$4,376.13
05-0162		\$3,464.00	2/27/2007	15% - 11489	\$337.74
				CDAA	\$34.64
				DA OFFICE	\$588.88
				GENERAL FUND	\$831.36
				TF WEST CC NET-WESTNET	\$1,671.38
05-0175		\$2,271.00	3/23/2007	15% - 11489	\$221.42
				CC CRIME LAB	\$124.91
				CDAA	\$22.71
				DA OFFICE	\$363.36
				GENERAL FUND	\$545.04
				TF WEST CC NET-WESTNET	\$993.56
05-0183		\$1,721.00	4/25/2007	15% - 11489	\$167.79
				CC CRIME LAB	\$60.24
				CDAA	\$17.21
				DA OFFICE	\$292.57
				GENERAL FUND	\$413.04
				TF WEST CC NET-WESTNET	\$770.15
06-0003		\$3,196.00	3/23/2007	15% - 11489	\$311.61
				CC CRIME LAB	\$111.86
				CDAA	\$31.96
				CONTRA COSTA CO SO	\$1,494.13
				DA OFFICE	\$479.40
				GENERAL FUND	\$767.04
06-0005		\$2,832.50	5/9/2007	15% - 11489	\$276.17
				CC CRIME LAB	\$99.14
				CDAA	\$28.32
				CONCORD PD	\$1,267.55
				DA OFFICE	\$481.52
				GENERAL FUND	\$679.80
06-0023		\$1,518.00	4/25/2007	15% - 11489	\$148.00
				CC CRIME LAB	\$53.13
				CDAA	\$15.18
				CONCORD PD	\$694.49
				DA OFFICE	\$242.88
				GENERAL FUND	\$364.32
06-0029		\$1,425.00	2/27/2007	15% - 11489	\$138.94
				CDAA	\$14.25
				CONCORD PD	\$701.81



State of California
ASSET FORFEITURE REPORT - 2007

Table 3

Admin Number	Docket Number	Amount Forfeited	Date Disbursed	Recipient	Amount Disbursed
				DA OFFICE	\$228.00
				GENERAL FUND	\$342.00
06-0032		\$1,330.00	3/23/2007	15% - 11489	\$129.67
				CDAA	\$13.30
				CONTRA COSTA CO SO	\$655.03
				DA OFFICE	\$212.80
				GENERAL FUND	\$319.20
06-0041		\$16,393.00	2/27/2007	15% - 11489	\$1,598.32
				CDAA	\$163.93
				DA OFFICE	\$2,950.74
				GENERAL FUND	\$3,934.32
				TF CENTRAL CC NET-	\$7,745.69
06-0046		\$4,425.00	10/9/2007	15% - 11489	\$431.44
				CDAA	\$44.25
				DA OFFICE	\$663.75
				GENERAL FUND	\$1,062.00
				PITTSBURG PD	\$2,223.56
06-0053		\$613.00	4/25/2007	15% - 11489	\$59.77
				CC CRIME LAB	\$15.32
				CDAA	\$6.13
				DA OFFICE	\$122.60
				GENERAL FUND	\$147.12
				TF WEST CC NET-WESTNET	\$262.06
06-0062		\$7,160.00	4/9/2007	15% - 11489	\$698.10
				CDAA	\$71.60
				DA OFFICE	\$1,432.00
				GENERAL FUND	\$1,718.40
				PITTSBURG PD	\$3,239.90
06-0073		\$529.00	1/3/2007	15% - 11489	\$51.58
				ANTIOCH PD	\$263.17
				CC CRIME LAB	\$29.10
				CDAA	\$5.29
				DA OFFICE	\$52.90
				GENERAL FUND	\$126.96
06-0074		\$1,978.00	6/28/2007	15% - 11489	\$192.86
				CC CRIME LAB	\$69.23
				CDAA	\$19.78
				CONCORD PD	\$944.49
				DA OFFICE	\$276.92
				GENERAL FUND	\$474.72



State of California
ASSET FORFEITURE REPORT - 2007

Table 3

Admin Number	Docket Number	Amount Forfeited	Date Disbursed	Recipient	Amount Disbursed
06-0075		\$620.00	1/3/2007	15% - 11489	\$60.45
				ANTIOCH PD	\$308.45
				CC CRIME LAB	\$34.10
				CDAA	\$6.20
				DA OFFICE	\$62.00
				GENERAL FUND	\$148.80
06-0078		\$3,005.00	4/25/2007	15% - 11489	\$292.99
				CC CRIME LAB	\$75.13
				CDAA	\$30.05
				DA OFFICE	\$510.85
				GENERAL FUND	\$721.20
				PITTSBURG PD	\$1,374.78
06-0079		\$1,068.00	1/3/2007	15% - 11489	\$104.13
				CDAA	\$10.68
				DA OFFICE	\$192.24
				GENERAL FUND	\$256.32
				PINOLE PD	\$504.63
06-0080		\$1,285.00	4/9/2007	15% - 11489	\$125.29
				CDAA	\$12.85
				CONCORD PD	\$645.71
				DA OFFICE	\$192.75
				GENERAL FUND	\$308.40
06-0082		\$1,166.00	7/23/2007	15% - 11489	\$113.68
				CC CRIME LAB	\$40.81
				CDAA	\$11.66
				CONCORD PD	\$556.77
				DA OFFICE	\$163.24
				GENERAL FUND	\$279.84
06-0090		\$2,785.00	8/28/2007	15% - 11489	\$271.54
				CDAA	\$27.85
				DA OFFICE	\$473.45
				GENERAL FUND	\$668.40
				TF WEST CC NET-WESTNET	\$1,343.76
06-0091		\$760.00	4/25/2007	15% - 11489	\$74.10
				CC CRIME LAB	\$19.00
				CDAA	\$7.60
				DA OFFICE	\$152.00
				GENERAL FUND	\$182.40
				TF CENTRAL CC NET-	\$324.90



State of California
ASSET FORFEITURE REPORT - 2007

Table 3

Admin Number	Docket Number	Amount Forfeited	Date Disbursed	Recipient	Amount Disbursed
06-0096		\$485.00	7/5/2007	15% - 11489	\$47.29
				CC CRIME LAB	\$26.67
				CDAA	\$4.85
				DA OFFICE	\$48.50
				GENERAL FUND	\$116.40
				RICHMOND PD	\$241.29
06-0100		\$955.00	11/16/2007	15% - 11489	\$93.11
				CC CRIME LAB	\$28.65
				CDAA	\$9.55
				CONCORD PD	\$432.14
				DA OFFICE	\$162.35
				GENERAL FUND	\$229.20
06-0101		\$6,145.00	1/25/2007	15% - 11489	\$599.14
				CDAA	\$61.45
				DA OFFICE	\$1,106.10
				GENERAL FUND	\$1,474.80
				TF CENTRAL CC NET-	\$2,903.51
06-0110		\$2,474.00	11/16/2007	15% - 11489	\$241.21
				CC CRIME LAB	\$74.22
				CDAA	\$24.74
				CONCORD PD	\$1,168.97
				DA OFFICE	\$371.10
				GENERAL FUND	\$593.76
06-0118		\$1,392.00	3/7/2007	15% - 11489	\$135.72
				CDAA	\$13.92
				DA OFFICE	\$236.64
				GENERAL FUND	\$334.08
				TF WEST CC NET-WESTNET	\$671.64
06-0120		\$679.00	3/23/2007	15% - 11489	\$66.20
				CC CRIME LAB	\$37.35
				CDAA	\$6.79
				DA OFFICE	\$67.90
				GENERAL FUND	\$162.96
				TF WEST CC NET-WESTNET	\$337.80
06-0127		\$2,700.00	11/29/2007	RICHMOND PD	\$2,700.00
06-0128		\$2,574.00	1/3/2007	15% - 11489	\$250.96
				CDAA	\$25.74
				DA OFFICE	\$386.10
				GENERAL FUND	\$617.76



State of California
ASSET FORFEITURE REPORT - 2007

Table 3

Admin Number	Docket Number	Amount Forfeited	Date Disbursed	Recipient	Amount Disbursed
				TF WEST CC NET-WESTNET	\$1,293.44
06-0129		\$1,840.00	11/29/2007	15% - 11489	\$179.40
				CC CRIME LAB	\$101.20
				CDAA	\$18.40
				DA OFFICE	\$331.20
				GENERAL FUND	\$441.60
				RICHMOND PD	\$768.20
06-0132		\$485.00	1/18/2007	15% - 11489	\$47.29
				CC CRIME LAB	\$26.67
				CDAA	\$4.85
				DA OFFICE	\$48.50
				GENERAL FUND	\$116.40
				PITTSBURG PD	\$241.29
06-0134		\$2,294.00	10/9/2007	15% - 11489	\$223.66
				ANTIOCH PD	\$1,072.45
				CC CRIME LAB	\$57.35
				CDAA	\$22.94
				DA OFFICE	\$367.04
				GENERAL FUND	\$550.56
06-0135		\$11,855.00	1/25/2007	15% - 11489	\$1,155.86
				CC CRIME LAB	\$237.10
				CDAA	\$118.55
				CONCORD PD	\$5,720.04
				DA OFFICE	\$1,778.25
				GENERAL FUND	\$2,845.20
06-0136		\$2,162.50	4/25/2007	15% - 11489	\$210.84
				CDAA	\$21.63
				DA OFFICE	\$389.25
				GENERAL FUND	\$519.00
				TF CENTRAL CC NET-	\$1,021.78
06-0138		\$1,906.00	1/3/2007	15% - 11489	\$185.84
				ANTIOCH PD	\$881.53
				CC CRIME LAB	\$57.17
				CDAA	\$19.06
				DA OFFICE	\$304.96
				GENERAL FUND	\$457.44
06-0139		\$1,745.00	1/3/2007	15% - 11489	\$170.14
				ANTIOCH PD	\$815.79
				CC CRIME LAB	\$61.07
				CDAA	\$17.45



State of California
ASSET FORFEITURE REPORT - 2007

Table 3

Admin Number	Docket Number	Amount Forfeited	Date Disbursed	Recipient	Amount Disbursed
				DA OFFICE	\$261.75
				GENERAL FUND	\$418.80
06-0140		\$2,552.00	1/3/2007	15% - 11489	\$248.82
				CC CRIME LAB	\$76.56
				CDAA	\$25.52
				CONCORD PD	\$1,205.82
				DA OFFICE	\$382.80
				GENERAL FUND	\$612.48
06-0142		\$1,415.00	3/23/2007	15% - 11489	\$137.96
				CC CRIME LAB	\$77.83
				CDAA	\$14.15
				CONTRA COSTA CO SO	\$633.21
				DA OFFICE	\$212.25
				GENERAL FUND	\$339.60
06-0143		\$2,141.00	3/23/2007	15% - 11489	\$208.74
				CC CRIME LAB	\$117.76
				CDAA	\$21.41
				DA OFFICE	\$321.15
				GENERAL FUND	\$513.84
				TF WEST CC NET-WESTNET	\$958.10
06-0144		\$4,206.00	1/3/2007	15% - 11489	\$410.08
				CC CRIME LAB	\$147.21
				CDAA	\$42.06
				CONCORD PD	\$2,092.49
				DA OFFICE	\$504.72
				GENERAL FUND	\$1,009.44
06-0145		\$1,017.00	1/3/2007	15% - 11489	\$99.15
				CC CRIME LAB	\$55.94
				CDAA	\$10.17
				CONCORD PD	\$505.96
				DA OFFICE	\$101.70
				GENERAL FUND	\$244.08
06-0147		\$3,624.00	3/7/2007	15% - 11489	\$353.34
				CDAA	\$36.24
				DA OFFICE	\$616.08
				GENERAL FUND	\$869.76
				TF WEST CC NET-WESTNET	\$1,748.58
06-0148		\$3,360.00	7/23/2007	15% - 11489	\$327.60
				CC CRIME LAB	\$117.60
				CDAA	\$33.60



State of California
ASSET FORFEITURE REPORT - 2007

Table 3

Admin Number	Docket Number	Amount Forfeited	Date Disbursed	Recipient	Amount Disbursed
				DA OFFICE	\$504.00
				GENERAL FUND	\$806.40
				MARTINEZ PD	\$1,570.80
06-0149		\$5,205.00	1/10/2007	15% - 11489	\$507.49
				ANTIOCH PD	\$2,459.36
				CC CRIME LAB	\$156.15
				CDAA	\$52.05
				DA OFFICE	\$780.75
				GENERAL FUND	\$1,249.20
06-0150		\$715.00	3/23/2007	15% - 11489	\$69.71
				CC CRIME LAB	\$39.33
				CDAA	\$7.15
				CONTRA COSTA CO SO	\$355.71
				DA OFFICE	\$71.50
				GENERAL FUND	\$171.60
06-0151		\$943.00	4/9/2007	15% - 11489	\$91.94
				CC CRIME LAB	\$33.01
				CDAA	\$9.43
				CONCORD PD	\$440.85
				DA OFFICE	\$141.45
				GENERAL FUND	\$226.32
06-0152		\$766.00	1/25/2007	15% - 11489	\$74.69
				CC CRIME LAB	\$42.13
				CDAA	\$7.66
				DA OFFICE	\$76.60
				GENERAL FUND	\$183.84
				SAN PABLO PD	\$381.08
06-0153		\$1,105.00	1/3/2007	15% - 11489	\$107.73
				CC CRIME LAB	\$60.78
				CDAA	\$11.05
				CONCORD PD	\$549.74
				DA OFFICE	\$110.50
				GENERAL FUND	\$265.20
06-0155		\$252.00	3/7/2007	15% - 11489	\$24.57
				CDAA	\$2.52
				DA OFFICE	\$50.40
				GENERAL FUND	\$60.48
				TF WEST CC NET-WESTNET	\$114.03
06-0157		\$13,002.00	11/9/2007	15% - 11489	\$1,267.70
				CC CRIME LAB	\$390.06



State of California
ASSET FORFEITURE REPORT - 2007

Table 3

Admin Number	Docket Number	Amount Forfeited	Date Disbursed	Recipient	Amount Disbursed
				CDA	\$130.02
				DA OFFICE	\$1,950.30
				GENERAL FUND	\$3,120.48
				PITTSBURG PD	\$6,143.44
06-0158		\$655.00	2/27/2007		
				15% - 11489	\$63.86
				CC CRIME LAB	\$36.03
				CDA	\$6.55
				CONCORD PD	\$325.86
				DA OFFICE	\$65.50
				GENERAL FUND	\$157.20
06-0159		\$3,083.06	4/9/2007		
				15% - 11489	\$300.60
				CC CRIME LAB	\$77.08
				CDA	\$30.83
				DA OFFICE	\$493.29
				GENERAL FUND	\$739.93
				TF CENTRAL CC NET-	\$1,441.33
06-0160		\$975.00	5/9/2007		
				15% - 11489	\$95.06
				CC CRIME LAB	\$53.63
				CDA	\$9.75
				CONCORD PD	\$436.31
				DA OFFICE	\$146.25
				GENERAL FUND	\$234.00
06-0161		\$370.00	2/27/2007		
				15% - 11489	\$36.07
				ANTIOCH PD	\$147.08
				CC CRIME LAB	\$20.35
				CDA	\$3.70
				DA OFFICE	\$74.00
				GENERAL FUND	\$88.80
06-0162		\$1,361.00	2/27/2007		
				15% - 11489	\$132.70
				CC CRIME LAB	\$47.63
				CDA	\$13.61
				DA OFFICE	\$204.15
				GENERAL FUND	\$326.64
				PITTSBURG PD	\$636.27
06-0162A		\$3,240.00	4/25/2007		
				15% - 11489	\$315.90
				CC CRIME LAB	\$113.40
				CDA	\$32.40
				DA OFFICE	\$486.00
				GENERAL FUND	\$777.60
				TF WEST CC NET-WESTNET	\$1,514.70



State of California
ASSET FORFEITURE REPORT - 2007

Table 3

Admin Number	Docket Number	Amount Forfeited	Date Disbursed	Recipient	Amount Disbursed
06-0167		\$651.00	3/23/2007	15% - 11489	\$63.47
				CDA A	\$6.51
				DA OFFICE	\$130.20
				GENERAL FUND	\$156.24
				TF WEST CC NET-WESTNET	\$294.58
06-0168		\$451.00	2/27/2007	15% - 11489	\$43.97
				ANTIOCH PD	\$224.37
				CC CRIME LAB	\$24.81
				CDA A	\$4.51
				DA OFFICE	\$45.10
				GENERAL FUND	\$108.24
06-0169		\$42,715.00	3/23/2007	15% - 11489	\$4,164.71
				CC CRIME LAB	\$2,349.33
				CDA A	\$427.15
				CONTRA COSTA CO SO	\$19,542.11
				DA OFFICE	\$5,980.10
				GENERAL FUND	\$10,251.60
06-0171		\$450.00	2/27/2007	15% - 11489	\$43.87
				CC CRIME LAB	\$24.75
				CDA A	\$4.50
				CONCORD PD	\$223.88
				DA OFFICE	\$45.00
				GENERAL FUND	\$108.00
06-0172		\$1,625.00	6/28/2007	15% - 11489	\$158.44
				CC CRIME LAB	\$89.38
				CDA A	\$16.25
				CONCORD PD	\$808.43
				DA OFFICE	\$162.50
				GENERAL FUND	\$390.00
06-0174		\$6,883.00	2/27/2007	15% - 11489	\$671.09
				CC CRIME LAB	\$240.91
				CDA A	\$68.83
				CONCORD PD	\$3,355.46
				DA OFFICE	\$894.79
				GENERAL FUND	\$1,651.92
06-0175		\$4,999.00	2/27/2007	15% - 11489	\$487.40
				CDA A	\$49.99
				CHP	\$615.38
				DA OFFICE	\$799.84
				GENERAL FUND	\$1,199.76



State of California
ASSET FORFEITURE REPORT - 2007

Table 3

Admin Number	Docket Number	Amount Forfeited	Date Disbursed	Recipient	Amount Disbursed
				TF CENTRAL CC NET-	\$1,846.63
06-0176		\$625.00	3/7/2007	15% - 11489	\$60.94
				CDAA	\$6.25
				DA OFFICE	\$62.50
				GENERAL FUND	\$150.00
				TF WEST CC NET-WESTNET	\$345.31
06-0177		\$1,925.00	4/9/2007	15% - 11489	\$187.69
				CDAA	\$19.25
				CONCORD PD	\$928.81
				DA OFFICE	\$327.25
				GENERAL FUND	\$462.00
06-0180		\$13,733.30	9/11/2007	15% - 11489	\$1,339.00
				CC CRIME LAB	\$755.33
				CDAA	\$137.33
				CONTRA COSTA CO SO	\$5,733.66
				DA OFFICE	\$2,471.99
				GENERAL FUND	\$3,295.99
06-0181		\$16,597.85	9/11/2007	15% - 11489	\$1,618.29
				CC CRIME LAB	\$912.88
				CDAA	\$165.98
				CONTRA COSTA CO SO	\$6,929.61
				DA OFFICE	\$2,987.61
				GENERAL FUND	\$3,983.48
06-0182		\$10,835.00	5/9/2007	15% - 11489	\$1,056.41
				CDAA	\$108.35
				CONCORD PD	\$5,119.54
				DA OFFICE	\$1,950.30
				GENERAL FUND	\$2,600.40
06-0183		\$1,069.00	5/4/2007	15% - 11489	\$104.22
				BRENTWOOD PD	\$531.83
				CC CRIME LAB	\$58.80
				CDAA	\$10.69
				DA OFFICE	\$106.90
				GENERAL FUND	\$256.56
06-0184		\$1,569.00	3/23/2007	15% - 11489	\$152.98
				CC CRIME LAB	\$86.29
				CDAA	\$15.69
				CONTRA COSTA CO SO	\$780.58
				DA OFFICE	\$156.90
				GENERAL FUND	\$376.56



State of California
ASSET FORFEITURE REPORT - 2007

Table 3

Admin Number	Docket Number	Amount Forfeited	Date Disbursed	Recipient	Amount Disbursed
06-0185		\$1,392.00	3/23/2007	15% - 11489	\$135.72
				CC CRIME LAB	\$76.56
				CDAA	\$13.92
				DA OFFICE	\$139.20
				GENERAL FUND	\$334.08
				TF CENTRAL CC NET-	\$692.52
06-0186		\$255.00	6/28/2007	15% - 11489	\$24.86
				CC CRIME LAB	\$14.02
				CDAA	\$2.55
				CONCORD PD	\$126.87
				DA OFFICE	\$25.50
				GENERAL FUND	\$61.20
06-0188		\$923.00	5/2/2007	15% - 11489	\$89.99
				CC CRIME LAB	\$32.31
				CDAA	\$9.23
				CONCORD PD	\$440.73
				DA OFFICE	\$129.22
				GENERAL FUND	\$221.52
06-0190		\$759.00	5/16/2007	15% - 11489	\$74.00
				CC CRIME LAB	\$41.75
				CDAA	\$7.59
				CONTRA COSTA CO SO	\$377.60
				DA OFFICE	\$75.90
				GENERAL FUND	\$182.16
06-0191		\$6,106.00	5/16/2007	15% - 11489	\$595.34
				CC CRIME LAB	\$335.83
				CDAA	\$61.06
				CONTRA COSTA CO SO	\$2,671.37
				DA OFFICE	\$976.96
				GENERAL FUND	\$1,465.44
06-0192		\$765.00	9/11/2007	15% - 11489	\$74.59
				CC CRIME LAB	\$42.07
				CDAA	\$7.65
				CONTRA COSTA CO SO	\$319.39
				DA OFFICE	\$137.70
				GENERAL FUND	\$183.60
06-0193		\$553.00	4/25/2007	15% - 11489	\$53.92
				CC CRIME LAB	\$30.42
				CDAA	\$5.53
				DA OFFICE	\$55.30



State of California
ASSET FORFEITURE REPORT - 2007

Table 3

Admin Number	Docket Number	Amount Forfeited	Date Disbursed	Recipient	Amount Disbursed
				GENERAL FUND	\$132.72
				TF CENTRAL CC NET-	\$275.11
06-0194		\$9,998.00	5/9/2007	15% - 11489	\$974.81
				CC CRIME LAB	\$349.93
				CDAA	\$99.98
				CONCORD PD	\$4,474.10
				DA OFFICE	\$1,699.66
				GENERAL FUND	\$2,399.52
07-0001		\$3,480.00	9/11/2007	15% - 11489	\$339.30
				CC CRIME LAB	\$191.40
				CDAA	\$34.80
				CONCORD PD	\$1,731.30
				DA OFFICE	\$348.00
				GENERAL FUND	\$835.20
07-0002		\$3,735.00	6/1/2007	15% - 11489	\$364.16
				CC CRIME LAB	\$130.73
				CDAA	\$37.35
				CONTRA COSTA CO SO	\$1,746.11
				DA OFFICE	\$560.25
				GENERAL FUND	\$896.40
07-0003		\$1,830.00	6/1/2007	15% - 11489	\$178.43
				CC CRIME LAB	\$64.05
				CDAA	\$18.30
				CONTRA COSTA CO SO	\$855.52
				DA OFFICE	\$274.50
				GENERAL FUND	\$439.20
07-0004		\$145.00	6/1/2007	15% - 11489	\$14.14
				CC CRIME LAB	\$7.98
				CDAA	\$1.45
				CONTRA COSTA CO SO	\$72.13
				DA OFFICE	\$14.50
				GENERAL FUND	\$34.80
07-0005		\$677.00	6/1/2007	15% - 11489	\$66.01
				CC CRIME LAB	\$37.24
				CDAA	\$6.77
				CONTRA COSTA CO SO	\$336.80
				DA OFFICE	\$67.70
				GENERAL FUND	\$162.48
07-0006		\$501.00	6/1/2007	15% - 11489	\$48.85
				CC CRIME LAB	\$27.56



State of California
ASSET FORFEITURE REPORT - 2007

Table 3

Admin Number	Docket Number	Amount Forfeited	Date Disbursed	Recipient	Amount Disbursed
				CDA	\$5.01
				CONCORD PD	\$249.24
				DA OFFICE	\$50.10
				GENERAL FUND	\$120.24
07-0007		\$1,457.00	6/1/2007		
				15% - 11489	\$142.06
				CC CRIME LAB	\$51.00
				CDA	\$14.57
				CONCORD PD	\$681.14
				DA OFFICE	\$218.55
				GENERAL FUND	\$349.68
07-0008		\$3,515.00	10/18/2007		
				15% - 11489	\$342.71
				CC CRIME LAB	\$87.88
				CDA	\$35.15
				CONCORD PD	\$1,643.26
				DA OFFICE	\$562.40
				GENERAL FUND	\$843.60
07-0009		\$606.00	5/4/2007		
				15% - 11489	\$59.09
				BRENTWOOD PD	\$301.48
				CC CRIME LAB	\$33.33
				CDA	\$6.06
				DA OFFICE	\$60.60
				GENERAL FUND	\$145.44
07-0010		\$3,045.00	5/4/2007		
				15% - 11489	\$296.89
				ANTIOCH PD	\$1,423.54
				CC CRIME LAB	\$106.58
				CDA	\$30.44
				DA OFFICE	\$456.75
				GENERAL FUND	\$730.80
07-0011		\$1,175.00	5/16/2007		
				15% - 11489	\$114.56
				CC CRIME LAB	\$64.63
				CDA	\$11.75
				DA OFFICE	\$117.50
				GENERAL FUND	\$282.00
				PINOLE PD	\$584.56
07-0012		\$638.00	5/16/2007		
				15% - 11489	\$62.21
				CC CRIME LAB	\$35.09
				CDA	\$6.38
				CONTRA COSTA CO SO	\$279.12
				DA OFFICE	\$102.08
				GENERAL FUND	\$153.12



State of California
ASSET FORFEITURE REPORT - 2007

Table 3

Admin Number	Docket Number	Amount Forfeited	Date Disbursed	Recipient	Amount Disbursed
07-0013		\$971.00	5/16/2007	15% - 11489	\$94.67
				CC CRIME LAB	\$53.41
				CDAA	\$9.71
				CONTRA COSTA CO SO	\$483.07
				DA OFFICE	\$97.10
				GENERAL FUND	\$233.04
07-0014		\$1,340.00	5/16/2007	15% - 11489	\$130.65
				CC CRIME LAB	\$73.70
				CDAA	\$13.40
				CONTRA COSTA CO SO	\$599.65
				DA OFFICE	\$201.00
				GENERAL FUND	\$321.60
07-0015		\$694.00	3/23/2007	15% - 11489	\$67.66
				CDAA	\$6.94
				CONTRA COSTA CO SO	\$383.44
				DA OFFICE	\$69.40
				GENERAL FUND	\$166.56
07-0016		\$746.17	5/16/2007	15% - 11489	\$72.75
				CC CRIME LAB	\$41.04
				CDAA	\$7.46
				CONTRA COSTA CO SO	\$371.22
				DA OFFICE	\$74.62
				GENERAL FUND	\$179.08
07-0017		\$525.00	5/2/2007	15% - 11489	\$51.19
				CC CRIME LAB	\$28.88
				CDAA	\$6.25
				DA OFFICE	\$51.50
				GENERAL FUND	\$126.00
				PITTSBURG PD	\$261.18
07-0018		\$2,740.00	4/25/2007	15% - 11489	\$267.15
				CDAA	\$27.40
				DA OFFICE	\$438.40
				GENERAL FUND	\$657.60
				TF CENTRAL CC NET-	\$1,349.45
07-0019		\$2,481.00	5/16/2007	15% - 11489	\$241.90
				CC CRIME LAB	\$136.46
				CDAA	\$24.81
				DA OFFICE	\$396.96
				GENERAL FUND	\$595.44
				RICHMOND PD	\$1,085.43



State of California
ASSET FORFEITURE REPORT - 2007

Table 3

Admin Number	Docket Number	Amount Forfeited	Date Disbursed	Recipient	Amount Disbursed
07-0020		\$3,498.00	4/25/2007	15% - 11489	\$341.06
				CDAA	\$34.98
				DA OFFICE	\$559.68
				GENERAL FUND	\$839.52
				TF CENTRAL CC NET-	\$1,722.76
07-0021		\$1,985.00	4/25/2007	15% - 11489	\$193.54
				ANTIOCH PD	\$977.61
				CDAA	\$19.85
				DA OFFICE	\$317.60
				GENERAL FUND	\$476.40
07-0022		\$795.00	5/16/2007	15% - 11489	\$77.51
				CC CRIME LAB	\$43.73
				CDAA	\$7.95
				CONTRA COSTA CO SO	\$395.51
				DA OFFICE	\$79.50
				GENERAL FUND	\$190.80
07-0023		\$2,118.50	5/16/2007	15% - 11489	\$206.55
				CC CRIME LAB	\$116.52
				CDAA	\$21.19
				CONTRA COSTA CO SO	\$1,053.95
				DA OFFICE	\$211.85
				GENERAL FUND	\$508.44
07-0024		\$864.00	5/16/2007	15% - 11489	\$84.24
				CC CRIME LAB	\$47.52
				CDAA	\$8.64
				CONTRA COSTA CO SO	\$429.84
				DA OFFICE	\$86.40
				GENERAL FUND	\$207.36
07-0025		\$2,129.80	5/16/2007	15% - 11489	\$207.66
				CC CRIME LAB	\$117.14
				CDAA	\$21.29
				DA OFFICE	\$340.77
				GENERAL FUND	\$511.15
				RICHMOND PD	\$931.79
07-0026		\$611.00	5/16/2007	15% - 11489	\$59.57
				CC CRIME LAB	\$33.61
				CDAA	\$6.11
				DA OFFICE	\$61.10
				GENERAL FUND	\$146.64
				RICHMOND PD	\$303.97



State of California
ASSET FORFEITURE REPORT - 2007

Table 3

Admin Number	Docket Number	Amount Forfeited	Date Disbursed	Recipient	Amount Disbursed
07-0027		\$792.00	5/16/2007	15% - 11489	\$77.22
				CC CRIME LAB	\$43.56
				CDAA	\$7.92
				CONTRA COSTA CO SO	\$354.42
				DA OFFICE	\$118.80
				GENERAL FUND	\$190.08
07-0028		\$576.00	5/16/2007	15% - 11489	\$56.16
				CC CRIME LAB	\$31.68
				CDAA	\$5.76
				CONTRA COSTA CO SO	\$286.56
				DA OFFICE	\$57.60
				GENERAL FUND	\$138.24
07-0029		\$1,171.00	5/16/2007	15% - 11489	\$114.17
				CC CRIME LAB	\$64.41
				CDAA	\$11.71
				CONTRA COSTA CO SO	\$500.60
				DA OFFICE	\$199.07
				GENERAL FUND	\$281.04
07-0030		\$1,107.00	5/16/2007	15% - 11489	\$107.93
				CC CRIME LAB	\$60.89
				CDAA	\$11.07
				CONTRA COSTA CO SO	\$484.31
				DA OFFICE	\$177.12
				GENERAL FUND	\$265.68
07-0031		\$687.00	5/16/2007	15% - 11489	\$66.98
				CC CRIME LAB	\$37.79
				CDAA	\$6.87
				CONTRA COSTA CO SO	\$341.78
				DA OFFICE	\$68.70
				GENERAL FUND	\$164.88
07-0032		\$480.00	5/16/2007	15% - 11489	\$46.80
				CC CRIME LAB	\$26.40
				CDAA	\$4.80
				CONTRA COSTA CO SO	\$238.80
				DA OFFICE	\$48.00
				GENERAL FUND	\$115.20
07-0033		\$550.00	5/16/2007	15% - 11489	\$53.62
				CC CRIME LAB	\$30.25
				CDAA	\$5.50
				CONTRA COSTA CO SO	\$273.63



State of California
ASSET FORFEITURE REPORT - 2007

Table 3

Admin Number	Docket Number	Amount Forfeited	Date Disbursed	Recipient	Amount Disbursed
				DA OFFICE	\$55.00
				GENERAL FUND	\$132.00
07-0034		\$970.00	5/16/2007		
				15% - 11489	\$94.58
				CC CRIME LAB	\$53.35
				CDAA	\$9.70
				CONTRA COSTA CO SO	\$482.57
				DA OFFICE	\$97.00
				GENERAL FUND	\$232.80
07-0035		\$2,005.00	5/16/2007		
				15% - 11489	\$195.48
				CC CRIME LAB	\$110.28
				CDAA	\$20.05
				CONTRA COSTA CO SO	\$877.19
				DA OFFICE	\$320.80
				GENERAL FUND	\$481.20
07-0036		\$705.00	4/25/2007		
				15% - 11489	\$68.74
				CDAA	\$7.05
				DA OFFICE	\$105.75
				GENERAL FUND	\$169.20
				TF CENTRAL CC NET-	\$354.26
07-0037		\$3,231.00	5/4/2007		
				15% - 11489	\$315.02
				ANTIOCH PD	\$1,510.49
				CC CRIME LAB	\$113.09
				CDAA	\$32.31
				DA OFFICE	\$484.65
				GENERAL FUND	\$775.44
07-0038		\$1,315.00	4/25/2007		
				15% - 11489	\$128.21
				CDAA	\$13.15
				DA OFFICE	\$197.25
				GENERAL FUND	\$315.60
				HERCULES PD	\$660.79
07-0039		\$713.00	4/25/2007		
				15% - 11489	\$69.52
				CDAA	\$7.13
				DA OFFICE	\$106.95
				GENERAL FUND	\$171.12
				PITTSBURG PD	\$358.28
07-0040		\$595.00	5/16/2007		
				15% - 11489	\$58.01
				CC CRIME LAB	\$32.73
				CDAA	\$5.95
				DA OFFICE	\$59.50
				GENERAL FUND	\$142.80



State of California
ASSET FORFEITURE REPORT - 2007

Table 3

Admin Number	Docket Number	Amount Forfeited	Date Disbursed	Recipient	Amount Disbursed
				RICHMOND PD	\$296.01
07-0042		\$3,325.00	5/2/2007	15% - 11489	\$324.19
				CC CRIME LAB	\$182.88
				CDAA	\$33.25
				DA OFFICE	\$332.50
				GENERAL FUND	\$798.00
				TF CENTRAL CC NET-	\$1,654.18
07-0043		\$2,125.00	5/2/2007	15% - 11489	\$207.19
				CC CRIME LAB	\$74.38
				CDAA	\$21.25
				DA OFFICE	\$297.50
				GENERAL FUND	\$510.00
				PITTSBURG PD	\$1,014.68
07-0044		\$4,925.00	12/31/2007	15% - 11489	\$480.19
				CC CRIME LAB	\$172.38
				CDAA	\$49.25
				CONCORD PD	\$2,302.43
				DA OFFICE	\$738.75
				GENERAL FUND	\$1,182.00
07-0047		\$23,906.00	9/21/2007	15% - 11489	\$2,330.84
				CDAA	\$239.06
				DA OFFICE	\$4,303.08
				GENERAL FUND	\$5,737.44
				TF CENTRAL CC NET-	\$11,295.58
07-0048		\$831.00	6/28/2007	15% - 11489	\$81.02
				CC CRIME LAB	\$45.71
				CDAA	\$8.31
				DA OFFICE	\$83.10
				GENERAL FUND	\$199.44
				PITTSBURG PD	\$413.42
07-0049		\$784.00	8/28/2007	15% - 11489	\$76.44
				CC CRIME LAB	\$43.12
				CDAA	\$7.84
				DA OFFICE	\$78.40
				GENERAL FUND	\$188.16
				PITTSBURG PD	\$390.04
07-0050		\$6,727.76	7/5/2007	15% - 11489	\$655.96
				CC CRIME LAB	\$235.47
				CDAA	\$67.27
				DA OFFICE	\$1,076.45



State of California
ASSET FORFEITURE REPORT - 2007

Table 3

Admin Number	Docket Number	Amount Forfeited	Date Disbursed	Recipient	Amount Disbursed
				GENERAL FUND	\$1,614.66
				RICHMOND PD	\$3,077.95
07-0051		\$6,606.00	11/29/2007		
				15% - 11489	\$644.08
				CC CRIME LAB	\$231.21
				CDAA	\$66.06
				DA OFFICE	\$1,554.34
				GENERAL FUND	\$1,585.44
				RICHMOND PD	\$2,524.87
07-0052		\$211.00	9/11/2007		
				15% - 11489	\$20.57
				CC CRIME LAB	\$11.60
				CDAA	\$2.11
				CONTRA COSTA CO SO	\$104.98
				DA OFFICE	\$21.10
				GENERAL FUND	\$50.64
07-0054		\$799.00	9/11/2007		
				15% - 11489	\$77.90
				CC CRIME LAB	\$43.95
				CDAA	\$7.99
				CONTRA COSTA CO SO	\$397.50
				DA OFFICE	\$79.90
				GENERAL FUND	\$191.76
07-0055		\$5,369.00	7/23/2007		
				15% - 11489	\$523.48
				CC CRIME LAB	\$241.61
				CDAA	\$53.69
				CONCORD PD	\$2,563.69
				DA OFFICE	\$697.97
				GENERAL FUND	\$1,288.56
07-0057		\$344.00	7/23/2007		
				15% - 11489	\$33.54
				CC CRIME LAB	\$18.92
				CDAA	\$3.44
				CONCORD PD	\$171.14
				DA OFFICE	\$34.40
				GENERAL FUND	\$82.56
07-0059		\$9,625.00	9/21/2007		
				15% - 11489	\$938.44
				CDAA	\$96.25
				DA OFFICE	\$1,636.25
				GENERAL FUND	\$2,310.00
				TF CENTRAL CC NET-	\$4,644.06
07-0061		\$1,091.00	6/28/2007		
				15% - 11489	\$106.37
				CDAA	\$10.91
				DA OFFICE	\$163.65



State of California
ASSET FORFEITURE REPORT - 2007

Table 3

Admin Number	Docket Number	Amount Forfeited	Date Disbursed	Recipient	Amount Disbursed
				GENERAL FUND	\$261.84
				TF CENTRAL CC NET-	\$548.23
07-0062		\$625.00	7/23/2007	15% - 11489	\$60.94
				CC CRIME LAB	\$34.38
				CDAA	\$6.25
				CONCORD PD	\$310.93
				DA OFFICE	\$62.50
				GENERAL FUND	\$150.00
07-0063		\$3,525.00	9/11/2007	15% - 11489	\$343.69
				CC CRIME LAB	\$158.62
				CDAA	\$35.25
				DA OFFICE	\$458.25
				GENERAL FUND	\$846.00
				PITTSBURG PD	\$1,683.19
07-0064		\$935.00	6/28/2007	15% - 11489	\$91.16
				CC CRIME LAB	\$51.43
				CDAA	\$9.35
				DA OFFICE	\$93.50
				GENERAL FUND	\$224.40
				PITTSBURG PD	\$465.16
07-0065		\$1,151.00	6/28/2007	15% - 11489	\$112.22
				CC CRIME LAB	\$51.80
				CDAA	\$11.51
				DA OFFICE	\$149.63
				GENERAL FUND	\$276.24
				PITTSBURG PD	\$549.60
07-0066		\$2,997.00	8/28/2007	15% - 11489	\$292.20
				CDAA	\$29.97
				DA OFFICE	\$509.49
				GENERAL FUND	\$719.29
				TF WEST CC NET-WESTNET	\$1,446.05
07-0067		\$2,214.00	6/28/2007	15% - 11489	\$215.87
				ANTIOCH PD	\$1,057.18
				CC CRIME LAB	\$77.49
				CDAA	\$22.14
				DA OFFICE	\$309.96
				GENERAL FUND	\$531.36
07-0068		\$662.00	8/28/2007	15% - 11489	\$64.54
				CC CRIME LAB	\$23.17
				CDAA	\$6.62



State of California
ASSET FORFEITURE REPORT - 2007

Table 3

Admin Number	Docket Number	Amount Forfeited	Date Disbursed	Recipient	Amount Disbursed
				DA OFFICE	\$99.30
				GENERAL FUND	\$158.88
				RICHMOND PD	\$309.49
07-0069		\$1,185.00	8/28/2007		
				15% - 11489	\$115.53
				CC CRIME LAB	\$41.48
				CDAA	\$11.85
				DA OFFICE	\$177.75
				GENERAL FUND	\$284.40
				RICHMOND PD	\$553.99
07-0071		\$1,285.00	6/28/2007		
				15% - 11489	\$125.29
				CDAA	\$12.85
				DA OFFICE	\$205.60
				GENERAL FUND	\$308.40
				TF CENTRAL CC NET-	\$632.86
07-0072		\$14,225.00	12/31/2007		
				15% - 11489	\$1,386.94
				CDAA	\$142.25
				CONTRA COSTA CO DA	\$3,556.25
				DA OFFICE	\$2,276.00
				GENERAL FUND	\$3,414.00
				PITTSBURG PD	\$3,449.56
07-0073		\$1,698.00	8/28/2007		
				15% - 11489	\$165.56
				CC CRIME LAB	\$59.43
				CDAA	\$16.98
				CONCORD PD	\$793.81
				DA OFFICE	\$254.70
				GENERAL FUND	\$407.52
07-0076		\$485.00	9/11/2007		
				15% - 11489	\$47.28
				CC CRIME LAB	\$26.68
				CDAA	\$4.85
				CONTRA COSTA CO SO	\$241.29
				DA OFFICE	\$48.50
				GENERAL FUND	\$116.40
07-0077		\$3,775.00	8/28/2007		
				15% - 11489	\$368.06
				CC CRIME LAB	\$132.12
				CDAA	\$37.75
				CONCORD PD	\$1,764.81
				DA OFFICE	\$566.26
				GENERAL FUND	\$906.00
07-0081		\$1,225.00	9/11/2007		
				15% - 11489	\$119.44
				CC CRIME LAB	\$42.88



State of California
ASSET FORFEITURE REPORT - 2007

Table 3

Admin Number	Docket Number	Amount Forfeited	Date Disbursed	Recipient	Amount Disbursed
				CDA	\$12.25
				DA OFFICE	\$159.25
				GENERAL FUND	\$294.00
				PITTSBURG PD	\$597.18
07-0084		\$325.00	9/11/2007		
				15% - 11489	\$31.69
				CC CRIME LAB	\$17.87
				CDA	\$3.25
				DA OFFICE	\$32.50
				GENERAL FUND	\$78.00
				PITTSBURG PD	\$161.69
07-0085		\$1,031.00	7/23/2007		
				15% - 11489	\$100.52
				CDA	\$10.31
				DA OFFICE	\$154.65
				GENERAL FUND	\$247.44
				TF CENTRAL CC NET-	\$518.08
07-0086		\$2,023.00	8/28/2007		
				15% - 11489	\$197.24
				CC CRIME LAB	\$70.81
				CDA	\$20.23
				CONCORD PD	\$965.98
				DA OFFICE	\$283.22
				GENERAL FUND	\$485.52
07-0089		\$425.00	7/23/2007		
				15% - 11489	\$41.44
				CDA	\$4.25
				DA OFFICE	\$42.50
				GENERAL FUND	\$102.00
				TF CENTRAL CC NET-	\$234.81
07-0090		\$945.00	9/11/2007		
				15% - 11489	\$92.14
				CC CRIME LAB	\$51.98
				CDA	\$9.45
				CONCORD PD	\$470.13
				DA OFFICE	\$94.50
				GENERAL FUND	\$226.80
07-0092		\$765.00	10/9/2007		
				15% - 11489	\$74.59
				CDA	\$7.65
				DA OFFICE	\$114.75
				GENERAL FUND	\$183.60
				TF WEST CC NET-WESTNET	\$384.41
07-0093		\$2,360.00	11/9/2007		
				15% - 11489	\$230.10
				ANTIOCH PD	\$1,091.50
				CC CRIME LAB	\$70.80



State of California
ASSET FORFEITURE REPORT - 2007

Table 3

Admin Number	Docket Number	Amount Forfeited	Date Disbursed	Recipient	Amount Disbursed
				CDA	\$23.60
				DA OFFICE	\$377.60
				GENERAL FUND	\$566.40
07-0095		\$526.00	7/5/2007		
				15% - 11489	\$51.29
				CC CRIME LAB	\$18.41
				CDA	\$5.26
				DA OFFICE	\$78.90
				GENERAL FUND	\$126.24
				PITTSBURG PD	\$245.90
07-0097		\$1,024.00	9/11/2007		
				15% - 11489	\$99.84
				CC CRIME LAB	\$56.32
				CDA	\$10.24
				CONTRA COSTA CO SO	\$468.48
				DA OFFICE	\$143.36
				GENERAL FUND	\$245.76
07-0100		\$3,748.00	9/11/2007		
				15% - 11489	\$365.43
				CC CRIME LAB	\$899.52
				CDA	\$37.48
				CONTRA COSTA CO SO	\$1,714.71
				DA OFFICE	\$524.72
				GENERAL FUND	\$206.14
07-0101		\$266.00	11/29/2007		
				15% - 11489	\$25.94
				CC CRIME LAB	\$9.31
				CDA	\$2.66
				DA OFFICE	\$47.88
				GENERAL FUND	\$63.84
				RICHMOND PD	\$116.37
07-0102		\$1,309.00	10/9/2007		
				15% - 11489	\$127.63
				CDA	\$13.09
				DA OFFICE	\$196.35
				GENERAL FUND	\$314.16
				TF WEST CC NET-WESTNET	\$657.77
07-0104		\$1,355.00	10/9/2007		
				15% - 11489	\$132.11
				CDA	\$13.55
				DA OFFICE	\$216.80
				GENERAL FUND	\$325.20
				TF WEST CC NET-WESTNET	\$667.34
07-0106		\$781.00	10/9/2007		
				15% - 11489	\$76.15
				CC CRIME LAB	\$42.95
				CDA	\$7.81



State of California
ASSET FORFEITURE REPORT - 2007

Table 3

Admin Number	Docket Number	Amount Forfeited	Date Disbursed	Recipient	Amount Disbursed
				DA OFFICE	\$78.10
				GENERAL FUND	\$187.44
				PITTSBURG PD	\$388.55
07-0107		\$1,972.00	10/9/2007		
				15% - 11489	\$192.27
				CC CRIME LAB	\$69.02
				CDAA	\$19.72
				DA OFFICE	\$276.08
				GENERAL FUND	\$473.28
				PITTSBURG PD	\$941.63
07-0108		\$530.00	9/21/2007		
				15% - 11489	\$51.68
				CDAA	\$5.30
				CHP	\$160.32
				DA OFFICE	\$53.00
				GENERAL FUND	\$127.20
				TF CENTRAL CC NET-	\$132.50
07-0112		\$1,285.00	10/9/2007		
				15% - 11489	\$125.29
				CDAA	\$12.85
				DA OFFICE	\$205.60
				GENERAL FUND	\$308.40
				TF WEST CC NET-WESTNET	\$632.86
07-0113		\$1,365.00	10/9/2007		
				15% - 11489	\$133.09
				ANTIOCH PD	\$638.13
				CC CRIME LAB	\$34.13
				CDAA	\$13.65
				DA OFFICE	\$218.40
				GENERAL FUND	\$327.60
07-0120		\$580.00	10/18/2007		
				15% - 11489	\$56.55
				CC CRIME LAB	\$20.30
				CDAA	\$5.80
				DA OFFICE	\$87.00
				GENERAL FUND	\$139.20
				PITTSBURG PD	\$271.15
07-0121		\$464.00	9/21/2007		
				15% - 11489	\$45.24
				CDAA	\$4.64
				DA OFFICE	\$46.40
				GENERAL FUND	\$111.36
				TF CENTRAL CC NET-	\$256.36
07-0123		\$765.00	10/9/2007		
				15% - 11489	\$74.59
				ANTIOCH PD	\$357.63
				CC CRIME LAB	\$26.78



State of California
ASSET FORFEITURE REPORT - 2007

Table 3

Admin Number	Docket Number	Amount Forfeited	Date Disbursed	Recipient	Amount Disbursed
				CDA	\$7.65
				DA OFFICE	\$114.75
				GENERAL FUND	\$183.60
07-0124		\$809.00	11/29/2007		
				15% - 11489	\$78.88
				CC CRIME LAB	\$28.31
				CDA	\$8.09
				DA OFFICE	\$129.44
				GENERAL FUND	\$194.16
				RICHMOND PD	\$370.12
07-0125		\$658.39	10/9/2007		
				15% - 11489	\$64.20
				CC CRIME LAB	\$36.21
				CDA	\$6.58
				CONCORD PD	\$327.55
				DA OFFICE	\$65.84
				GENERAL FUND	\$158.01
07-0127		\$1,677.00	11/16/2007		
				15% - 11489	\$163.51
				CC CRIME LAB	\$92.23
				CDA	\$16.77
				CONCORD PD	\$834.31
				DA OFFICE	\$167.70
				GENERAL FUND	\$402.48
07-0128		\$836.00	11/16/2007		
				15% - 11489	\$81.51
				CC CRIME LAB	\$45.98
				CDA	\$8.36
				CONCORD PD	\$415.91
				DA OFFICE	\$83.60
				GENERAL FUND	\$200.64
07-0130		\$688.00	11/9/2007		
				15% - 11489	\$67.08
				ANTIOCH PD	\$342.28
				CC CRIME LAB	\$37.84
				CDA	\$6.88
				DA OFFICE	\$68.80
				GENERAL FUND	\$165.12
07-0131		\$1,176.00	12/31/2007		
				15% - 11489	\$114.66
				ANTIOCH PD	\$549.78
				CC CRIME LAB	\$29.40
				CDA	\$11.76
				DA OFFICE	\$188.16
				GENERAL FUND	\$282.24
07-0134		\$708.00	11/9/2007		
				15% - 11489	\$69.03



State of California
ASSET FORFEITURE REPORT - 2007

Table 3

Admin Number	Docket Number	Amount Forfeited	Date Disbursed	Recipient	Amount Disbursed
				CDA	\$7.08
				DA OFFICE	\$106.20
				GENERAL FUND	\$169.92
				TF CENTRAL CC NET-	\$355.77
07-0139		\$785.00	11/16/2007		
				15% - 11489	\$76.54
				CC CRIME LAB	\$43.17
				CDA	\$7.85
				CONCORD PD	\$390.54
				DA OFFICE	\$78.50
				GENERAL FUND	\$188.40
07-0143		\$1,717.00	11/29/2007		
				15% - 11489	\$167.41
				CDA	\$17.17
				DA OFFICE	\$274.72
				GENERAL FUND	\$412.08
				TF WEST CC NET-WESTNET	\$845.62
07-0146		\$865.00	11/29/2007		
				15% - 11489	\$84.34
				CDA	\$8.65
				DA OFFICE	\$121.10
				GENERAL FUND	\$207.60
				TF WEST CC NET-WESTNET	\$443.31
07-0147		\$1,327.00	12/31/2007		
				15% - 11489	\$129.38
				CC CRIME LAB	\$46.45
				CDA	\$13.27
				DA OFFICE	\$199.05
				GENERAL FUND	\$318.48
				PITTSBURG PD	\$620.37
07-0149		\$5,875.00	12/31/2007		
				15% - 11489	\$572.81
				CC CRIME LAB	\$205.63
				CDA	\$58.75
				CONCORD PD	\$2,864.06
				DA OFFICE	\$763.75
				GENERAL FUND	\$1,410.00
07-0150		\$1,071.00	12/31/2007		
				15% - 11489	\$104.42
				CC CRIME LAB	\$37.48
				CDA	\$10.71
				DA OFFICE	\$139.23
				GENERAL FUND	\$257.04
				PITTSBURG PD	\$522.12
07-0153		\$525.00	11/29/2007		
				15% - 11489	\$51.19
				CDA	\$5.25



State of California
ASSET FORFEITURE REPORT - 2007

Table 3

Admin Number	Docket Number	Amount Forfeited	Date Disbursed	Recipient	Amount Disbursed
				DA OFFICE	\$52.50
				GENERAL FUND	\$126.00
				TF CENTRAL CC NET-	\$290.06
07-0153a		\$10,356.00	11/29/2007	15% - 11489	\$1,009.71
				CDAA	\$103.56
				DA OFFICE	\$1,656.96
				GENERAL FUND	\$2,485.44
				TF CENTRAL CC NET-	\$5,100.33
CONTRA COSTA					\$553,119.01



State of California
ASSET FORFEITURE REPORT - 2007

Table 3

Admin Number	Docket Number	Amount Forfeited	Date Disbursed	Recipient	Amount Disbursed
EL DORADO					
0407-2516		\$445.87	12/7/2007	15% - 11489	\$43.47
				CDA A	\$4.46
				EL DORADO CO DA	\$44.59
				GENERAL FUND	\$107.01
				TF SOUTH LAKE TAHOE	\$246.34
LT00-086		\$1,273.05	5/21/2007	15% - 11489	\$124.12
				CDA A	\$12.73
				EL DORADO CO DA	\$127.31
				GENERAL FUND	\$305.53
				TF SOUTH LAKE TAHOE	\$703.36
LT01-066		\$1,301.88	3/26/2007	CDA A	\$13.02
				EL DORADO CO DA	\$130.19
				GENERAL FUND	\$312.45
				TF SOUTH LAKE TAHOE	\$846.22
LT05-061		\$8,173.42	5/21/2007	15% - 11489	\$796.89
				CDA A	\$81.73
				EL DORADO CO DA	\$817.37
				GENERAL FUND	\$1,961.62
				TF SOUTH LAKE TAHOE	\$4,515.81
LT06-086		\$3,087.31	7/24/2007	15% - 11489	\$301.01
				CDA A	\$30.87
				EL DORADO CO DA	\$308.73
				GENERAL FUND	\$740.96
				TF SOUTH LAKE TAHOE	\$1,705.74
LT06-089		\$1,387.27	5/21/2007	15% - 11489	\$135.26
				CDA A	\$13.87
				EL DORADO CO DA	\$138.73
				GENERAL FUND	\$332.94
				TF SOUTH LAKE TAHOE	\$766.47
LT06-091		\$587.65	5/21/2007	15% - 11489	\$57.30
				CDA A	\$5.88
				EL DORADO CO DA	\$58.75
				GENERAL FUND	\$141.04
				TF SOUTH LAKE TAHOE	\$324.68
LT06-099		\$789.95	5/21/2007	15% - 11489	\$77.02
				CDA A	\$7.90
				EL DORADO CO DA	\$78.99
				GENERAL FUND	\$189.59



State of California
ASSET FORFEITURE REPORT - 2007

Table 3

Admin Number	Docket Number	Amount Forfeited	Date Disbursed	Recipient	Amount Disbursed
				TF SOUTH LAKE TAHOE	\$436.45
LT06-102		\$621.94	5/21/2007	15% - 11489	\$60.64
				CDA A	\$6.22
				EL DORADO CO DA	\$62.19
				GENERAL FUND	\$149.27
				TF SOUTH LAKE TAHOE	\$343.62
LT06-104		\$3,585.46	5/21/2007	15% - 11489	\$349.58
				CDA A	\$35.85
				EL DORADO CO DA	\$358.55
				GENERAL FUND	\$860.51
				TF SOUTH LAKE TAHOE	\$1,980.97
LT07-030		\$4,025.48	12/7/2007	15% - 11489	\$392.48
				CDA A	\$40.25
				EL DORADO CO DA	\$402.55
				GENERAL FUND	\$966.12
				TF SOUTH LAKE TAHOE	\$2,224.08
LT07-033		\$2,641.47	12/7/2007	15% - 11489	\$257.54
				CDA A	\$26.41
				EL DORADO CO DA	\$264.16
				GENERAL FUND	\$633.95
				TF SOUTH LAKE TAHOE	\$1,459.41
LT07-038		\$1,512.79	5/21/2007	15% - 11489	\$147.50
				CDA A	\$15.13
				EL DORADO CO DA	\$151.27
				GENERAL FUND	\$363.07
				TF SOUTH LAKE TAHOE	\$835.82
LT07-061		\$1,689.65	12/7/2007	15% - 11489	\$164.74
				CDA A	\$16.90
				EL DORADO CO DA	\$168.96
				GENERAL FUND	\$405.52
				TF SOUTH LAKE TAHOE	\$933.53
LT07-071		\$1,735.05	12/7/2007	15% - 11489	\$169.17
				CDA A	\$17.35
				EL DORADO CO DA	\$173.50
				GENERAL FUND	\$416.41
				TF SOUTH LAKE TAHOE	\$958.62
LT07-072		\$474.25	12/7/2007	15% - 11489	\$46.24
				CDA A	\$4.74
				EL DORADO CO DA	\$47.43



State of California
ASSET FORFEITURE REPORT - 2007

Table 3

Admin Number	Docket Number	Amount Forfeited	Date Disbursed	Recipient	Amount Disbursed
				GENERAL FUND	\$113.82
				TF SOUTH LAKE TAHOE	\$262.02
LT07-17		\$2,890.20	5/21/2007	15% - 11489	\$281.79
				CDAA	\$28.90
				EL DORADO CO DA	\$289.02
				GENERAL FUND	\$693.65
				TF SOUTH LAKE TAHOE	\$1,596.84
LT07/08		\$1,990.40	12/7/2007	15% - 11489	\$194.06
				CDAA	\$19.90
				EL DORADO CO DA	\$199.04
				GENERAL FUND	\$477.70
				TF SOUTH LAKE TAHOE	\$1,099.70
Unknown		\$13,921.74	3/26/2007	EL DORADO CO DA	\$1,879.44
				GENERAL FUND	\$1,392.17
				TF SOUTH LAKE TAHOE	\$10,650.13
EL DORADO					\$52,134.83



State of California
ASSET FORFEITURE REPORT - 2007

Table 3

Admin Number	Docket Number	Amount Forfeited	Date Disbursed	Recipient	Amount Disbursed
FRESNO					
AF2005-0017	05CECL09630	\$419.59	6/6/2007	CDA DA OFFICE FRESNO PD GENERAL FUND	\$4.20 \$41.96 \$272.73 \$100.70
AF2005-0018	06CECL06124	\$1,180.21	4/11/2007	15% - 11489 CDA CLOVIS PD DA OFFICE GENERAL FUND	\$115.07 \$11.80 \$652.07 \$118.02 \$283.25
AF2006-0024	06CECL06126	\$2,319.00	2/16/2007	15% - 11489 CDA DA OFFICE FRESNO CO SO GENERAL FUND	\$226.10 \$23.19 \$231.90 \$1,281.25 \$556.56
AF2006-0029	06CECL06593	\$8,779.09	6/6/2007	15% - 11489 CDA DA OFFICE FRESNO CO SO GENERAL FUND	\$855.96 \$87.79 \$877.91 \$4,850.45 \$2,106.98
AF2006-0036	06CECG02513	\$6,259.00	2/13/2007	CDA DA OFFICE FRESNO PD GENERAL FUND	\$62.59 \$625.90 \$4,068.35 \$1,502.16
AF2006-0044		\$11,919.00	2/16/2007	15% - 11489 CDA DA OFFICE FRESNO CO SO GENERAL FUND	\$1,162.10 \$119.19 \$1,191.90 \$6,585.25 \$2,860.56
AF2006-0046		\$7,919.00	2/16/2007	CDA DA OFFICE FRESNO PD GENERAL FUND	\$79.19 \$791.90 \$5,147.35 \$1,900.56
AF2006-0047		\$14,869.00	2/16/2007	15% - 11489 CDA DA OFFICE FRESNO CO SO GENERAL FUND	\$1,449.73 \$148.69 \$1,486.90 \$8,215.12 \$3,568.56



State of California
ASSET FORFEITURE REPORT - 2007

Table 3

Admin Number	Docket Number	Amount Forfeited	Date Disbursed	Recipient	Amount Disbursed
AF2006-0050		\$2,147.59	6/6/2007	CDAA	\$21.48
				DA OFFICE	\$214.76
				FRESNO PD	\$1,395.93
				GENERAL FUND	\$515.42
AF2006-0052		\$11,941.14	11/7/2007	CDAA	\$119.41
				DA OFFICE	\$1,194.12
				FRESNO PD	\$7,761.74
				GENERAL FUND	\$2,865.87
AF2006-0053		\$28,566.59	6/6/2007	CDAA	\$285.67
				DA OFFICE	\$2,856.66
				FRESNO PD	\$18,568.28
				GENERAL FUND	\$6,855.98
AF2006-0055	07CECL01121	\$1,004.14	11/7/2007	15% - 11489	\$97.90
				CDAA	\$10.04
				DA OFFICE	\$100.42
				FRESNO CO SO	\$554.79
				GENERAL FUND	\$240.99
AF2007-0002		\$2,238.50	6/13/2007	CDAA	\$22.38
				DA OFFICE	\$223.85
				FRESNO PD	\$1,455.03
				GENERAL FUND	\$537.24
AF2007-0003		\$5,384.59	6/6/2007	CDAA	\$53.85
				DA OFFICE	\$538.46
				FRESNO PD	\$3,499.98
				GENERAL FUND	\$1,292.30
AF2007-0004		\$6,269.59	6/6/2007	CDAA	\$62.70
				DA OFFICE	\$626.96
				FRESNO PD	\$4,075.23
				GENERAL FUND	\$1,504.70
AF2007-0005	07CECL01570	\$1,819.59	6/6/2007	CDAA	\$18.20
				DA OFFICE	\$181.96
				FRESNO PD	\$1,182.73
				GENERAL FUND	\$436.70
AF2007-0006		\$1,920.59	6/6/2007	CDAA	\$19.21
				DA OFFICE	\$192.06
				FRESNO PD	\$1,248.38
				GENERAL FUND	\$460.94



State of California
ASSET FORFEITURE REPORT - 2007

Table 3

AF2007-0007	\$1,825.59	6/6/2007	15% - 11489	\$178.00
			CDAA	\$18.25
			DA OFFICE	\$182.56
			FRESNO CO SO	\$1,008.64
			GENERAL FUND	\$438.14
AF2007-0009	\$8,377.97	6/6/2007	15% - 11489	\$816.85
			CDAA	\$83.78
			DA OFFICE	\$837.81
			FRESNO CO SO	\$4,628.82
			GENERAL FUND	\$2,010.71
AF2007-0010	\$1,433.14	11/7/2007	15% - 11489	\$139.73
			CDAA	\$14.33
			DA OFFICE	\$143.32
			FRESNO CO SO	\$791.81
			GENERAL FUND	\$343.95
AF2007-0011	\$2,745.59	6/6/2007	CDAA	\$27.46
			DA OFFICE	\$274.56
			FRESNO PD	\$1,784.63
			GENERAL FUND	\$658.94
AF2007-0011A	\$8,200.21	10/18/2007	CDAA	\$82.00
			DA OFFICE	\$820.02
			FRESNO PD	\$5,330.14
			GENERAL FUND	\$1,968.05
AF2007-0012	\$2,244.59	6/6/2007	CDAA	\$22.45
			DA OFFICE	\$224.46
			FRESNO PD	\$1,458.98
			GENERAL FUND	\$538.70
AF2007-0014	\$4,103.07	9/15/2007	15% - 11489	\$400.05
			CDAA	\$41.02
			CSU FRESNO PD	\$2,266.95
			DA OFFICE	\$410.31
			GENERAL FUND	\$984.74
AF2007-0016	\$1,244.59	6/6/2007	CDAA	\$12.45
			DA OFFICE	\$124.46
			FRESNO PD	\$808.98
			GENERAL FUND	\$298.70
AF2007-0019	\$1,058.71	9/15/2007	CDAA	\$10.59
			DA OFFICE	\$105.87



State of California
ASSET FORFEITURE REPORT - 2007

Table 3

Admin Number	Docket Number	Amount Forfeited	Date Disbursed	Recipient	Amount Disbursed
				GENERAL FUND	\$254.09
				KINGS CO SO	\$688.16
AF2007-0020		\$5,211.21	9/15/2007		
				CDAA	\$52.11
				DA OFFICE	\$521.12
				FRESNO PD	\$3,387.29
				GENERAL FUND	\$1,250.69
AF2007-0021		\$1,717.59	6/6/2007		
				15% - 11489	\$167.47
				CDAA	\$17.18
				DA OFFICE	\$171.75
				FRESNO CO SO	\$948.97
				GENERAL FUND	\$412.22
AF2007-0022		\$4,147.21	9/15/2007		
				CDAA	\$41.47
				DA OFFICE	\$414.72
				FRESNO PD	\$2,695.69
				GENERAL FUND	\$995.33
AF2007-0024		\$900.21	9/15/2007		
				15% - 11489	\$87.77
				CDAA	\$9.00
				CLOVIS PD	\$497.37
				DA OFFICE	\$90.02
				GENERAL FUND	\$216.05
AF2007-0025		\$1,125.21	9/15/2007		
				15% - 11489	\$109.71
				CDAA	\$11.25
				CLOVIS PD	\$621.68
				DA OFFICE	\$112.52
				GENERAL FUND	\$270.05
AF2007-0026		\$1,171.21	9/15/2007		
				CDAA	\$11.71
				DA OFFICE	\$117.12
				FRESNO PD	\$761.29
				GENERAL FUND	\$281.09
AF2007-0027		\$1,801.21	9/15/2007		
				15% - 11489	\$175.62
				CDAA	\$18.01
				DA OFFICE	\$180.12
				FRESNO CO SO	\$995.17
				GENERAL FUND	\$432.29
AF2007-0029		\$8,480.21	9/15/2007		
				CDAA	\$84.80
				DA OFFICE	\$848.02
				FRESNO PD	\$5,512.14
				GENERAL FUND	\$2,035.25



State of California
ASSET FORFEITURE REPORT - 2007

Table 3

Admin Number	Docket Number	Amount Forfeited	Date Disbursed	Recipient	Amount Disbursed
AF2007-0032		\$9,921.21	9/15/2007	15% - 11489	\$967.32
				CDAA	\$99.21
				DA OFFICE	\$992.12
				FRESNO CO SO	\$5,481.47
				GENERAL FUND	\$2,381.09
AF2007-0033		\$632.21	9/15/2007	15% - 11489	\$61.64
				CDAA	\$6.32
				DA OFFICE	\$63.22
				FRESNO CO SO	\$349.30
				GENERAL FUND	\$151.73
AF2007-0034		\$3,341.21	11/27/2007	15% - 11489	\$325.77
				CDAA	\$33.41
				DA OFFICE	\$334.12
				FRESNO CO SO	\$1,846.02
				GENERAL FUND	\$801.89
AF2007-0036		\$7,067.21	10/18/2007	CDAA	\$70.67
				DA OFFICE	\$706.72
				FRESNO PD	\$4,593.69
				GENERAL FUND	\$1,696.13
AF2007-0037		\$4,053.21	11/27/2007	15% - 11489	\$395.19
				CDAA	\$40.53
				DA OFFICE	\$405.32
				FRESNO CO SO	\$2,239.40
				GENERAL FUND	\$972.77
AF2007-0039		\$5,349.14	11/7/2007	CDAA	\$53.49
				DA OFFICE	\$534.92
				FRESNO PD	\$3,476.94
				GENERAL FUND	\$1,283.79
AF2007-0041		\$1,609.21	10/18/2007	CDAA	\$16.09
				DA OFFICE	\$160.92
				FRESNO PD	\$1,045.99
				GENERAL FUND	\$386.21
AF2007-0042		\$3,904.14	11/7/2007	CDAA	\$39.04
				DA OFFICE	\$390.42
				FRESNO PD	\$2,537.69
				GENERAL FUND	\$936.99
AF2007-0047		\$1,603.14	11/7/2007	CDAA	\$16.03
				DA OFFICE	\$160.32



State of California
ASSET FORFEITURE REPORT - 2007

Table 3

Admin Number	Docket Number	Amount Forfeited	Date Disbursed	Recipient	Amount Disbursed
				FRESNO PD	\$1,042.04
				GENERAL FUND	\$384.75
FRESNO					\$208,224.41



State of California
ASSET FORFEITURE REPORT - 2007

Table 3

Admin Number	Docket Number	Amount Forfeited	Date Disbursed	Recipient	Amount Disbursed
HUMBOLDT					
06-F-17	2006-01141	\$7,082.66	9/13/2007	CDA DA OFFICE GENERAL FUND HUMBOLDT CO SO	\$67.53 \$675.30 \$1,620.72 \$4,719.11
06-F-19	2006-01398	\$26,448.58	9/7/2007	CDA DA OFFICE GENERAL FUND HUMBOLDT CO SO	\$263.79 \$2,637.88 \$6,330.90 \$17,216.01
06-F-35	HC06-057-F	\$6,423.27	9/13/2007	CDA DA OFFICE GENERAL FUND HUMBOLDT CO DTF-HCDTF	\$75.33 \$753.27 \$1,807.84 \$3,786.83
06-F-45	HC06-114-F	\$1,357.62	5/7/2007	CDA DA OFFICE GENERAL FUND HUMBOLDT CO DTF-HCDTF	\$12.99 \$129.92 \$311.82 \$902.89
06-F-60	HC06-104-F	\$5,677.56	1/23/2007	CDA DA OFFICE GENERAL FUND HUMBOLDT CO DTF-HCDTF	\$55.58 \$555.79 \$1,333.89 \$3,732.30
07-F-05	HC07-001-F	\$6,266.41	12/13/2007	CDA DA OFFICE GENERAL FUND HUMBOLDT CO DTF-HCDTF	\$61.67 \$616.67 \$1,480.00 \$4,108.07
07-F-07	2006-07708	\$4,047.93	10/31/2007	CDA DA OFFICE GENERAL FUND HUMBOLDT CO SO	\$39.86 \$398.61 \$956.66 \$2,652.80
07-F-08	HC07-020-F	\$4,357.27	6/19/2007	CDA DA OFFICE GENERAL FUND HUMBOLDT CO DTF-HCDTF	\$42.87 \$428.74 \$1,028.99 \$2,856.67
07-F-10	HC06-114-F	\$93,555.80	5/7/2007	CDA DA OFFICE GENERAL FUND HUMBOLDT CO DTF-HCDTF	\$934.93 \$9,349.31 \$22,438.34 \$60,833.22



State of California
ASSET FORFEITURE REPORT - 2007

Table 3

Admin Number	Docket Number	Amount Forfeited	Date Disbursed	Recipient	Amount Disbursed
07-F-11	HC06-116-F	\$827.38	5/7/2007	CDA A	\$7.65
				DA OFFICE	\$76.47
				GENERAL FUND	\$183.52
				HUMBOLDT CO DTF-HCDTF	\$559.74
07-F-12	HC07-027-F	\$3,401.17	9/14/2007	CDA A	\$33.38
				DA OFFICE	\$333.85
				GENERAL FUND	\$801.23
				HUMBOLDT CO DTF-HCDTF	\$2,232.71
07-F-14	HC07-026-F	\$55,122.97	5/4/2007	CDA A	\$550.27
				DA OFFICE	\$5,502.72
				GENERAL FUND	\$13,206.54
				HUMBOLDT CO DTF-HCDTF	\$35,863.44
07-F-15	HC07-023-F	\$2,663.80	9/14/2007	CDA A	\$26.01
				DA OFFICE	\$260.13
				GENERAL FUND	\$624.13
				HUMBOLDT CO DTF-HCDTF	\$1,753.53
07-F-16	HC07-031-F	\$2,289.17	9/14/2007	CDA A	\$22.89
				DA OFFICE	\$228.92
				GENERAL FUND	\$549.40
				HUMBOLDT CO DTF-HCDTF	\$1,487.96
07-F-19	HC07-037-F	\$757.49	9/14/2007	CDA A	\$6.88
				DA OFFICE	\$68.77
				GENERAL FUND	\$165.04
				HUMBOLDT CO DTF-HCDTF	\$516.80
07-F-30	HC07-074-F	\$7,859.13	8/22/2007	CDA A	\$77.10
				DA OFFICE	\$770.95
				GENERAL FUND	\$1,850.28
				HUMBOLDT CO DTF-HCDTF	\$5,160.80
07-F-40	HC07-108-F	\$1,398.98	12/13/2007	CDA A	\$12.99
				DA OFFICE	\$129.92
				GENERAL FUND	\$311.82
				HUMBOLDT CO DTF-HCDTF	\$944.25
07-F-50	HC07-092-F	\$799.30	10/30/2007	CDA A	\$7.37
				DA OFFICE	\$73.75
				GENERAL FUND	\$176.99
				HUMBOLDT CO DTF-HCDTF	\$541.19
07-F-59	HC07-127-F	\$1,074.02	12/13/2007	CDA A	\$9.34



State of California
ASSET FORFEITURE REPORT - 2007

Table 3

Admin Number	Docket Number	Amount Forfeited	Date Disbursed	Recipient	Amount Disbursed
				DA OFFICE	\$93.44
				GENERAL FUND	\$224.25
				HUMBOLDT CO DTF-HCDTF	\$746.99
07-F-68	HC07-133-F	\$962.99	12/20/2007		
				CDA A	\$9.10
				DA OFFICE	\$91.03
				GENERAL FUND	\$218.46
				HUMBOLDT CO DTF-HCDTF	\$644.40
07-F18	HC07-034-F	\$5,890.38	9/14/2007		
				CDA A	\$58.21
				DA OFFICE	\$582.06
				GENERAL FUND	\$1,396.93
				HUMBOLDT CO DTF-HCDTF	\$3,853.18
07-F25	HC07-056-F	\$15,888.45	12/23/2007		
				CDA A	\$158.17
				DA OFFICE	\$1,581.75
				GENERAL FUND	\$3,796.19
				HUMBOLDT CO DTF-HCDTF	\$10,352.34
6-F-20	2006-01711	\$18,117.93	2/5/2007		
				CDA A	\$168.26
				DA OFFICE	\$1,682.65
				GENERAL FUND	\$4,038.35
				HUMBOLDT CO SO	\$12,228.67
6-F-32	HC06-047-F	\$1,714.00	2/5/2007		
				CDA A	\$16.50
				DA OFFICE	\$165.01
				GENERAL FUND	\$396.01
				HUMBOLDT CO DTF-HCDTF	\$1,136.48
6-F-36	HC06-027-F	\$30,338.58	2/5/2007		
				CDA A	\$302.45
				DA OFFICE	\$3,024.48
				GENERAL FUND	\$7,258.74
				HUMBOLDT CO DTF-HCDTF	\$19,752.91
HUMBOLDT					\$304,322.84



State of California
ASSET FORFEITURE REPORT - 2007

Table 3

Admin Number	Docket Number	Amount Forfeited	Date Disbursed	Recipient	Amount Disbursed
INYO					
F-06-04	IN06-0083	\$1,940.60	4/5/2007	BISHOP PD DARE	\$94.60
				CDAA	\$19.40
				GENERAL FUND	\$465.75
				INYO CO DA	\$194.05
				INYO CO SO DARE	\$94.61
				TF INYO NET-INET	\$1,072.19
F-06-05	IN06-0126	\$554.75	4/23/2007	BISHOP PD DARE	\$27.04
				CDAA	\$5.55
				CHP-BISHOP	\$90.15
				GENERAL FUND	\$133.13
				INYO CO DA	\$55.47
				INYO CO SO DARE	\$27.05
				TF INYO NET-INET	\$216.36
F-06-06	IN06-0135	\$2,275.30	4/5/2007	BISHOP PD DARE	\$110.92
				CDAA	\$22.75
				GENERAL FUND	\$546.07
				INYO CO DA	\$227.53
				INYO CO SO DARE	\$110.93
				TF INYO NET-INET	\$1,257.10
INYO					\$4,770.65



State of California
ASSET FORFEITURE REPORT - 2007

Table 3

Admin Number	Docket Number	Amount Forfeited	Date Disbursed	Recipient	Amount Disbursed
KERN					
04-0070		\$14,892.10	3/8/2007		
				CDAA	\$148.92
				DA OFFICE	\$1,489.22
				GENERAL FUND	\$3,574.10
				KCSO/CAL-MMET	\$9,679.86
04-0154	253911-NFT	\$1,849.63	11/26/2007		
				BAKERSFIELD PD	\$1,202.26
				CDAA	\$18.50
				DA OFFICE	\$184.96
				GENERAL FUND	\$443.91
04-0172	254215-NFT	\$4,976.58	3/8/2007		
				CDAA	\$49.77
				DA OFFICE	\$497.66
				GENERAL FUND	\$1,194.37
				KERN CO SO	\$3,234.78
04-0173		\$31,027.58	4/30/2007		
				CDAA	\$310.27
				DA OFFICE	\$3,102.76
				GENERAL FUND	\$7,446.62
				KERN CO SO	\$20,167.93
04-0181		\$15,951.63	4/30/2007		
				CDAA	\$159.51
				DA OFFICE	\$1,595.17
				GENERAL FUND	\$3,828.39
				KERN CO SO	\$10,368.56
05-0052		\$3,848.64	4/30/2007		
				CDAA	\$38.48
				DA OFFICE	\$384.87
				GENERAL FUND	\$923.67
				KERN CO SO	\$2,501.62
05-0062		\$1,171.24	7/27/2007		
				BAKERSFIELD PD	\$678.44
				CDAA	\$11.71
				DA OFFICE	\$200.00
				GENERAL FUND	\$281.09
05-0076		\$1,449.93	6/6/2007		
				CDAA	\$14.49
				DA OFFICE	\$200.00
				GENERAL FUND	\$347.99
				RIDGECREST PD	\$887.45
05-0078		\$2,862.14	6/6/2007		
				BPD/KNET	\$1,860.39
				CDAA	\$28.62
				DA OFFICE	\$286.22
				GENERAL FUND	\$686.91



State of California
ASSET FORFEITURE REPORT - 2007

Table 3

Admin Number	Docket Number	Amount Forfeited	Date Disbursed	Recipient	Amount Disbursed
05-0082		\$4,581.48	1/31/2007	CDAA	\$45.81
				DA OFFICE	\$458.15
				GENERAL FUND	\$1,099.55
				KERN CO SO	\$2,977.97
05-0090		\$2,100.43	4/30/2007	CDAA	\$21.00
				DA OFFICE	\$210.05
				GENERAL FUND	\$504.10
				KCSO/CAL-MMET	\$1,365.28
05-0096	256240-NFT	\$3,011.14	4/30/2007	CDAA	\$30.11
				DA OFFICE	\$301.12
				GENERAL FUND	\$722.67
				KCSO/CAL-MMET	\$1,957.24
05-0107		\$5,020.53	4/30/2007	CDAA	\$50.20
				DA OFFICE	\$502.06
				GENERAL FUND	\$1,204.92
				KCSO/CAL-MMET	\$3,263.35
05-0111		\$3,060.43	1/31/2007	CDAA	\$30.60
				DA OFFICE	\$306.05
				GENERAL FUND	\$734.50
				KCSO/CAL-MMET	\$1,989.28
05-0121	256806-NFT	\$3,958.93	8/17/2007	CDAA	\$39.59
				DA OFFICE	\$395.89
				GENERAL FUND	\$950.14
				KNET - KERN	\$2,573.31
05-0127		\$36,645.20	3/30/2007	CA CITY PD	\$2,381.93
				CDAA	\$366.45
				CHP-MOJAVE	\$5,954.85
				DA OFFICE	\$3,664.52
				GENERAL FUND	\$8,794.85
				KCSO/CAL-MMET	\$15,482.60
05-0133		\$17,623.93	7/27/2007	CDAA	\$176.23
				DA OFFICE	\$1,762.40
				GENERAL FUND	\$4,229.74
				KCSO/CAL-MMET	\$11,455.56
06-0003		\$28,880.20	4/30/2007	CDAA	\$288.80
				DA OFFICE	\$2,888.03
				GENERAL FUND	\$6,931.24
				KCSO/CAL-MMET	\$18,772.13



State of California
ASSET FORFEITURE REPORT - 2007

Table 3

Admin Number	Docket Number	Amount Forfeited	Date Disbursed	Recipient	Amount Disbursed
06-0009		\$9,344.73	1/31/2007	CDAA	\$93.44
				DA OFFICE	\$934.48
				GENERAL FUND	\$2,242.73
				KCSO/CAL-MMET	\$6,074.08
06-0014		\$1,784.51	6/6/2007	BAKERSFIELD PD	\$1,138.38
				CDAA	\$17.84
				DA OFFICE	\$200.01
				GENERAL FUND	\$428.28
06-0029		\$5,216.70	1/31/2007	CDAA	\$52.16
				DA OFFICE	\$521.68
				GENERAL FUND	\$1,252.00
				KCSO/CAL-MMET	\$3,390.86
06-0037		\$107,553.52	7/27/2007	CDAA	\$1,075.53
				DA OFFICE	\$10,755.36
				GENERAL FUND	\$25,812.84
				KERN CO SO	\$52,432.34
				TF HIDTA	\$17,477.45
06-0038		\$1,040.23	10/24/2007	BAKERSFIELD PD	\$580.17
				CDAA	\$10.40
				DA OFFICE	\$200.01
				GENERAL FUND	\$249.65
06-0056		\$2,726.20	4/30/2007	CDAA	\$27.26
				DA OFFICE	\$272.63
				GENERAL FUND	\$654.28
				KERN CO SO	\$1,772.03
06-0059		\$988.20	3/30/2007	BAKERSFIELD PD	\$541.16
				CDAA	\$9.88
				DA OFFICE	\$200.00
				GENERAL FUND	\$237.16
06-0062		\$5,140.76	11/26/2007	BPD/KNET	\$3,341.50
				CDAA	\$51.40
				DA OFFICE	\$514.08
				GENERAL FUND	\$1,233.78
06-0063		\$6,928.68	4/30/2007	CDAA	\$69.28
				DA OFFICE	\$692.87
				GENERAL FUND	\$1,662.88
				KERN CO SO	\$4,503.65



State of California
ASSET FORFEITURE REPORT - 2007

Table 3

Admin Number	Docket Number	Amount Forfeited	Date Disbursed	Recipient	Amount Disbursed
06-0066		\$3,183.68	10/24/2007	CDAA	\$31.83
				DA OFFICE	\$318.37
				GENERAL FUND	\$764.08
				KCSO/CAL-MMET	\$2,069.40
06-0067		\$3,017.44	9/13/2007	CDAA	\$30.17
				DA OFFICE	\$200.01
				GENERAL FUND	\$724.18
				RIDGECREST PD	\$2,063.08
06-0070		\$7,550.37	7/27/2007	CDAA	\$75.50
				DA OFFICE	\$755.04
				GENERAL FUND	\$1,812.08
				KCSO/CAL-MMET	\$4,907.75
06-0071		\$2,640.37	7/27/2007	CDAA	\$26.40
				DA OFFICE	\$264.04
				GENERAL FUND	\$633.68
				KCSO/CAL-MMET	\$1,716.25
06-0073		\$3,227.87	8/23/2007	BAKERSFIELD PD	\$2,098.12
				CDAA	\$32.28
				DA OFFICE	\$322.79
				GENERAL FUND	\$774.68
06-0074		\$3,378.87	4/30/2007	CDAA	\$33.79
				DA OFFICE	\$337.89
				GENERAL FUND	\$810.92
				KCSO/CAL-MMET	\$2,196.27
06-0075		\$701.87	4/30/2007	CDAA	\$7.01
				DA OFFICE	\$263.21
				GENERAL FUND	\$168.44
				KCSO/CAL-MMET	\$263.21
06-0077		\$7,991.03	4/30/2007	CDAA	\$79.91
				DA OFFICE	\$799.11
				GENERAL FUND	\$1,917.84
				KCSO/CAL-MMET	\$5,194.17
06-0079		\$612.93	7/27/2007	BAKERSFIELD PD	\$229.85
				CDAA	\$6.13
				DA OFFICE	\$229.85
				GENERAL FUND	\$147.10
06-0080		\$1,822.80	3/30/2007	BAKERSFIELD PD	\$1,167.11



State of California
ASSET FORFEITURE REPORT - 2007

Table 3

Admin Number	Docket Number	Amount Forfeited	Date Disbursed	Recipient	Amount Disbursed
				CDAA	\$18.22
				DA OFFICE	\$200.00
				GENERAL FUND	\$437.47
06-0082		\$2,902.80	3/30/2007	BAKERSFIELD PD	\$1,886.82
				CDAA	\$29.03
				DA OFFICE	\$290.28
				GENERAL FUND	\$696.67
06-0083		\$2,969.39	3/8/2007	BAKERSFIELD PD	\$1,930.11
				CDAA	\$29.69
				DA OFFICE	\$296.94
				GENERAL FUND	\$712.65
06-0084		\$3,150.93	1/31/2007	BAKERSFIELD PD	\$2,048.11
				CDAA	\$31.50
				DA OFFICE	\$315.10
				GENERAL FUND	\$756.22
06-0086		\$1,219.03	4/30/2007	CDAA	\$12.19
				DA OFFICE	\$200.00
				GENERAL FUND	\$292.56
				KERN CO SO	\$714.28
06-0089		\$2,767.30	7/27/2007	CDAA	\$27.67
				DA OFFICE	\$276.74
				GENERAL FUND	\$664.15
				KCSO/CAL-MMET	\$1,798.74
06-0090		\$2,010.80	4/30/2007	CDAA	\$20.11
				DA OFFICE	\$201.08
				GENERAL FUND	\$482.59
				KCSO/CAL-MMET	\$1,307.02
06-0095		\$9,809.83	7/27/2007	CDAA	\$98.10
				DA OFFICE	\$980.99
				GENERAL FUND	\$2,354.35
				KCSO/CAL-MMET	\$6,376.39
06-0097		\$653.19	4/30/2007	CDAA	\$6.53
				DA OFFICE	\$244.95
				GENERAL FUND	\$156.76
				KCSO/CAL-MMET	\$244.95
06-0100		\$673.52	4/30/2007	CDAA	\$6.73
				DA OFFICE	\$252.58
				GENERAL FUND	\$161.64



State of California
ASSET FORFEITURE REPORT - 2007

Table 3

Admin Number	Docket Number	Amount Forfeited	Date Disbursed	Recipient	Amount Disbursed
				KCSO/CAL-MMET	\$252.57
06-0101		\$4,419.14	4/30/2007	BAKERSFIELD PD	\$2,872.44
				CDAA	\$44.19
				DA OFFICE	\$441.92
				GENERAL FUND	\$1,060.59
06-0103		\$1,790.19	3/8/2007	BAKERSFIELD PD	\$1,142.65
				CDAA	\$17.90
				DA OFFICE	\$200.00
				GENERAL FUND	\$429.64
06-0104		\$1,681.17	3/8/2007	BAKERSFIELD PD	\$1,060.88
				CDAA	\$16.81
				DA OFFICE	\$200.00
				GENERAL FUND	\$403.48
06-0105		\$3,077.14	4/30/2007	CDAA	\$30.77
				DA OFFICE	\$307.72
				GENERAL FUND	\$738.51
				KCSO/CAL-MMET	\$2,000.14
06-0107		\$94,032.19	7/14/2007	BAKERSFIELD PD	\$61,120.93
				CDAA	\$940.32
				DA OFFICE	\$9,403.22
				GENERAL FUND	\$22,567.72
06-0109		\$14,379.96	8/23/2007	CDAA	\$143.79
				DA OFFICE	\$1,438.00
				GENERAL FUND	\$3,451.19
				KERN CO SO	\$9,346.98
06-0110		\$1,108.17	4/30/2007	CDAA	\$11.08
				DA OFFICE	\$200.00
				GENERAL FUND	\$265.96
				KCSO/CAL-MMET	\$631.13
06-0111		\$16,809.17	4/30/2007	CDAA	\$168.09
				DA OFFICE	\$1,680.92
				GENERAL FUND	\$4,034.20
				KCSO/CAL-MMET	\$10,925.96
06-0112		\$16,069.98	4/30/2007	CDAA	\$160.69
				DA OFFICE	\$1,607.00
				GENERAL FUND	\$3,856.80
				KERN CO SO	\$10,445.49



State of California
ASSET FORFEITURE REPORT - 2007

Table 3

Admin Number	Docket Number	Amount Forfeited	Date Disbursed	Recipient	Amount Disbursed
06-0115		\$1,513.02	4/30/2007	CDAA	\$15.13
				DA OFFICE	\$200.00
				GENERAL FUND	\$363.12
				KERN CO SO	\$934.77
06-0116		\$1,538.02	1/31/2007	CDAA	\$15.38
				DA OFFICE	\$200.00
				GENERAL FUND	\$369.12
				KCSO/CAL-MMET	\$953.52
06-0117		\$1,513.02	4/30/2007	CDAA	\$15.13
				DA OFFICE	\$200.00
				GENERAL FUND	\$363.12
				KERN CO SO	\$934.77
06-0118		\$1,224.02	3/8/2007	BAKERSFIELD PD	\$718.02
				CDAA	\$12.24
				DA OFFICE	\$200.00
				GENERAL FUND	\$293.76
06-0119		\$10,278.73	3/8/2007	BAKERSFIELD PD	\$6,681.18
				CDAA	\$102.78
				DA OFFICE	\$1,027.88
				GENERAL FUND	\$2,466.89
06-0120		\$6,917.73	3/8/2007	BAKERSFIELD PD	\$4,496.53
				CDAA	\$69.17
				DA OFFICE	\$691.78
				GENERAL FUND	\$1,660.25
06-0121		\$9,151.28	11/26/2007	BAKERSFIELD PD	\$5,948.34
				CDAA	\$91.51
				DA OFFICE	\$915.13
				GENERAL FUND	\$2,196.30
06-0122		\$4,093.96	3/8/2007	CDAA	\$40.93
				DA OFFICE	\$409.40
				GENERAL FUND	\$982.55
				KNET - KERN	\$2,661.08
06-0123		\$2,876.96	3/8/2006	CDAA	\$28.76
				DA OFFICE	\$287.70
				GENERAL FUND	\$690.47
				KERN CO SO	\$1,870.03
06-0124		\$2,614.73	3/8/2007	BAKERSFIELD PD	\$1,699.58



State of California
ASSET FORFEITURE REPORT - 2007

Table 3

Admin Number	Docket Number	Amount Forfeited	Date Disbursed	Recipient	Amount Disbursed
				CDA	\$26.14
				DA OFFICE	\$261.48
				GENERAL FUND	\$627.53
06-0125		\$1,426.96	3/8/2007	BAKERSFIELD PD	\$870.23
				CDA	\$14.26
				DA OFFICE	\$200.00
				GENERAL FUND	\$342.47
06-0127		\$2,443.73	3/8/2007	BAKERSFIELD PD	\$1,588.43
				CDA	\$24.43
				DA OFFICE	\$244.38
				GENERAL FUND	\$586.49
06-0128		\$1,281.96	3/8/2007	BAKERSFIELD PD	\$761.48
				CDA	\$12.81
				DA OFFICE	\$200.00
				GENERAL FUND	\$307.67
06-0129		\$1,816.96	3/8/2007	CDA	\$18.16
				DA OFFICE	\$200.00
				GENERAL FUND	\$436.07
				KCSO/CAL-MMET	\$1,162.73
06-0131		\$3,051.73	3/8/2007	BAKERSFIELD PD	\$1,983.63
				CDA	\$30.51
				DA OFFICE	\$305.18
				GENERAL FUND	\$732.41
06-0134		\$1,141.96	3/8/2007	BAKERSFIELD PD	\$656.48
				CDA	\$11.41
				DA OFFICE	\$200.00
				GENERAL FUND	\$274.07
06-0135		\$1,114.46	6/6/2007	CDA	\$11.14
				DA OFFICE	\$200.00
				GENERAL FUND	\$267.47
				KERN CO SO	\$635.85
06-0136		\$919.96	3/8/2007	CDA	\$9.19
				DA OFFICE	\$200.01
				DELANO PD	\$489.97
				GENERAL FUND	\$220.79
06-0137		\$1,992.07	8/23/2007	BAKERSFIELD PD	\$1,294.84
				CDA	\$19.92
				DA OFFICE	\$199.21



State of California
ASSET FORFEITURE REPORT - 2007

Table 3

Admin Number	Docket Number	Amount Forfeited	Date Disbursed	Recipient	Amount Disbursed
				GENERAL FUND	\$478.10
06-0139		\$812.46	6/6/2007	CDAA	\$8.12
				DA OFFICE	\$304.68
				GENERAL FUND	\$194.99
				KERN CO SO	\$304.67
06-0140		\$1,318.07	8/23/2007	BAKERSFIELD PD	\$788.55
				CDAA	\$13.18
				DA OFFICE	\$200.01
				GENERAL FUND	\$316.33
06-0141		\$1,674.07	8/23/2007	BAKERSFIELD PD	\$1,055.55
				CDAA	\$16.74
				DA OFFICE	\$200.01
				GENERAL FUND	\$401.77
06-0144		\$584.07	8/10/2007	BAKERSFIELD PD	\$219.03
				CDAA	\$5.84
				DA OFFICE	\$219.03
				GENERAL FUND	\$140.17
06-0145		\$2,604.26	9/21/2007	CDAA	\$26.04
				DA OFFICE	\$260.43
				GENERAL FUND	\$625.02
				KCSO/CAL-MMET	\$1,692.77
06-0146		\$579.07	3/30/2007	CDAA	\$5.79
				DA OFFICE	\$217.16
				GENERAL FUND	\$138.97
				KCSO/CAL-MMET	\$217.15
07-0001		\$1,646.71	8/10/2007	CDAA	\$16.46
				DA OFFICE	\$200.01
				GENERAL FUND	\$395.21
				RIDGECREST PD	\$1,035.03
07-0002		\$6,554.46	6/6/2007	CDAA	\$65.54
				DA OFFICE	\$655.45
				GENERAL FUND	\$1,573.07
				KNET - KERN	\$4,260.40
07-0003		\$968.26	6/6/2007	BAKERSFIELD PD	\$526.19
				CDAA	\$9.68
				DA OFFICE	\$200.01
				GENERAL FUND	\$232.38



State of California
ASSET FORFEITURE REPORT - 2007

Table 3

Admin Number	Docket Number	Amount Forfeited	Date Disbursed	Recipient	Amount Disbursed
07-0005		\$1,198.26	8/16/2007	BAKERSFIELD PD	\$449.35
				CDAA	\$11.98
				DA OFFICE	\$449.35
				GENERAL FUND	\$287.58
07-0008		\$484.46	5/30/2007	CDAA	\$4.84
				DA OFFICE	\$181.68
				GENERAL FUND	\$116.27
				KCSO/CAL-MMET	\$181.67
07-0009		\$8,377.26	8/14/2007	BAKERSFIELD PD	\$5,445.22
				CDAA	\$83.77
				DA OFFICE	\$837.73
				GENERAL FUND	\$2,010.54
07-0010		\$1,799.46	5/30/2007	CDAA	\$17.99
				DA OFFICE	\$200.00
				GENERAL FUND	\$431.87
				KCSO/CAL-MMET	\$1,149.60
07-0011		\$425.26	8/14/2007	BAKERSFIELD PD	\$159.47
				CDAA	\$4.25
				DA OFFICE	\$159.48
				GENERAL FUND	\$102.06
07-0012		\$496.26	8/14/2007	BAKERSFIELD PD	\$186.10
				CDAA	\$4.96
				DA OFFICE	\$186.10
				GENERAL FUND	\$119.10
07-0013		\$12,135.46	8/14/2007	BAKERSFIELD PD	\$7,888.05
				CDAA	\$121.35
				DA OFFICE	\$1,213.55
				GENERAL FUND	\$2,912.51
07-0014		\$841.46	8/14/2007	BAKERSFIELD PD	\$315.55
				CDAA	\$8.41
				DA OFFICE	\$315.55
				GENERAL FUND	\$201.95
07-0015		\$949.60	8/23/2007	CDAA	\$9.49
				DA OFFICE	\$200.01
				GENERAL FUND	\$227.90
				KNET - KERN	\$512.20
07-0018		\$17,830.79	6/6/2007	CDAA	\$178.31



State of California
ASSET FORFEITURE REPORT - 2007

Table 3

Admin Number	Docket Number	Amount Forfeited	Date Disbursed	Recipient	Amount Disbursed
				DA OFFICE	\$1,783.08
				GENERAL FUND	\$4,279.38
				KERN CO SO	\$11,590.02
07-0022		\$11,567.79	6/6/2007	BAKERSFIELD PD	\$7,519.07
				CDAA	\$115.68
				DA OFFICE	\$1,156.78
				GENERAL FUND	\$2,776.26
07-0023		\$5,955.79	9/24/2007	BAKERSFIELD PD	\$3,871.27
				CDAA	\$59.55
				DA OFFICE	\$595.58
				GENERAL FUND	\$1,429.39
07-0024		\$3,366.51	9/13/2007	BAKERSFIELD PD	\$2,324.88
				CDAA	\$33.66
				DA OFFICE	\$200.01
				GENERAL FUND	\$807.96
07-0025		\$484.79	6/6/2007	CDAA	\$4.84
				DA OFFICE	\$181.80
				GENERAL FUND	\$116.35
				KCSO/CAL-MMET	\$181.80
07-0029		\$593.60	9/13/2007	BAKERSFIELD PD	\$222.60
				CDAA	\$5.93
				DA OFFICE	\$222.61
				GENERAL FUND	\$142.46
07-0030		\$31,839.51	12/28/2007	CDAA	\$318.39
				CHP-TEJON	\$5,173.92
				DA OFFICE	\$3,183.96
				GENERAL FUND	\$7,641.48
				KERN CO SO	\$15,521.76
07-0034		\$457.51	7/27/2007	CDAA	\$4.57
				DA OFFICE	\$171.57
				GENERAL FUND	\$109.80
				KCSO/CAL-MMET	\$171.57
07-0035		\$3,446.71	9/13/2007	BAKERSFIELD PD	\$2,240.36
				CDAA	\$34.46
				DA OFFICE	\$344.68
				GENERAL FUND	\$827.21
07-0038		\$1,568.71	9/13/2007	BAKERSFIELD PD	\$976.53
				CDAA	\$15.68



State of California
ASSET FORFEITURE REPORT - 2007

Table 3

Admin Number	Docket Number	Amount Forfeited	Date Disbursed	Recipient	Amount Disbursed
				DA OFFICE	\$200.01
				GENERAL FUND	\$376.49
07-0039		\$1,098.71	9/13/2007	BAKERSFIELD PD	\$624.03
				CDAA	\$10.98
				DA OFFICE	\$200.01
				GENERAL FUND	\$263.69
07-0040		\$2,001.60	7/27/2007	CDAA	\$20.01
				DA OFFICE	\$200.17
				GENERAL FUND	\$480.38
				KERN CO SO	\$1,301.04
07-0043		\$8,375.86	11/16/2007	CDAA	\$83.75
				DA OFFICE	\$837.59
				GENERAL FUND	\$2,010.21
				KNET - KERN	\$5,444.31
07-0045		\$2,181.60	9/21/2007	BAKERSFIELD PD	\$1,418.04
				CDAA	\$21.81
				DA OFFICE	\$218.17
				GENERAL FUND	\$523.58
07-0046		\$2,836.71	8/22/2007	CDAA	\$28.36
				DA OFFICE	\$283.68
				GENERAL FUND	\$680.81
				KCSO/CAL-MMET	\$1,843.86
07-0048		\$13,973.97	9/13/2007	CDAA	\$139.73
				DA OFFICE	\$1,397.40
				GENERAL FUND	\$3,353.75
				RIDGECREST PD	\$9,083.09
07-0051		\$867.35	9/13/2007	BAKERSFIELD PD	\$325.26
				CDAA	\$8.67
				DA OFFICE	\$325.26
				GENERAL FUND	\$208.16
07-0053		\$157.35	9/13/2007	BAKERSFIELD PD	\$59.01
				CDAA	\$1.57
				DA OFFICE	\$59.01
				GENERAL FUND	\$37.76
07-0058		\$2,421.38	11/16/2007	CDAA	\$24.21
				DA OFFICE	\$242.14
				GENERAL FUND	\$581.13
				KNET - KERN	\$1,573.90



State of California
ASSET FORFEITURE REPORT - 2007

Table 3

Admin Number	Docket Number	Amount Forfeited	Date Disbursed	Recipient	Amount Disbursed
07-0060		\$697.80	10/25/2007	BAKERSFIELD PD	\$261.68
				CDAA	\$6.97
				DA OFFICE	\$261.68
				GENERAL FUND	\$167.47
07-0061		\$993.47	9/13/2007	CDAA	\$9.93
				DA OFFICE	\$200.01
				GENERAL FUND	\$238.43
				KCSO/CAL-MMET	\$545.10
07-0067		\$875.60	10/24/2007	BAKERSFIELD PD	\$328.35
				CDAA	\$8.75
				DA OFFICE	\$328.36
				GENERAL FUND	\$210.14
07-0068		\$565.60	10/24/2007	BAKERSFIELD PD	\$212.10
				CDAA	\$5.65
				DA OFFICE	\$212.11
				GENERAL FUND	\$135.74
07-0070		\$1,660.60	10/24/2007	BAKERSFIELD PD	\$1,045.45
				CDAA	\$16.60
				DA OFFICE	\$200.01
				GENERAL FUND	\$398.54
07-0071		\$3,775.60	9/21/2007	CDAA	\$37.75
				DA OFFICE	\$377.57
				GENERAL FUND	\$906.14
				KERN CO SO	\$2,454.14
07-0072		\$1,177.69	10/24/2007	BAKERSFIELD PD	\$683.27
				CDAA	\$11.77
				DA OFFICE	\$200.01
				GENERAL FUND	\$282.64
07-0075		\$982.38	12/28/2007	BAKERSFIELD PD	\$536.78
				CDAA	\$9.82
				DA OFFICE	\$200.01
				GENERAL FUND	\$235.77
07-0079		\$714.38	10/24/2007	CDAA	\$7.14
				DA OFFICE	\$267.90
				GENERAL FUND	\$171.45
				KCSO/CAL-MMET	\$267.89
07-0080		\$1,003.38	12/28/2007	BAKERSFIELD PD	\$552.53



State of California
ASSET FORFEITURE REPORT - 2007

Table 3

Admin Number	Docket Number	Amount Forfeited	Date Disbursed	Recipient	Amount Disbursed
				CDA A	\$10.03
				DA OFFICE	\$200.01
				GENERAL FUND	\$240.81
07-0081		\$1,253.38	12/28/2007		
				CDA A	\$12.53
				DA OFFICE	\$200.01
				GENERAL FUND	\$300.81
				KNET - KERN	\$740.03
07-0083		\$712.38	12/28/2007		
				BAKERSFIELD PD	\$267.14
				CDA A	\$7.12
				DA OFFICE	\$267.15
				GENERAL FUND	\$170.97
KERN					\$763,085.07



State of California
ASSET FORFEITURE REPORT - 2007

Table 3

Admin Number	Docket Number	Amount Forfeited	Date Disbursed	Recipient	Amount Disbursed
KINGS					
AF 06-2725		\$6,559.05	1/1/2007	TF KINGS CO NTF-KCNTF	\$6,559.05
AF 06-3472		\$4,718.76	1/1/2007	CDA DA OFFICE GENERAL FUND KINGS CO SPECIAL FUND TF KINGS CO NTF-KCNTF	\$47.19 \$471.88 \$1,132.50 \$460.08 \$2,607.11
AF 06-3491	06c0247	\$27,533.97	1/1/2007	CDA DA OFFICE GENERAL FUND KINGS CO SPECIAL FUND TF KINGS CO NTF-KCNTF	\$275.34 \$2,753.40 \$6,608.15 \$2,684.56 \$15,212.52
AF 06-3569	06C0245	\$340.77	1/1/2007	CDA DA OFFICE GENERAL FUND KINGS CO SPECIAL FUND	\$3.40 \$34.08 \$81.78 \$33.23 \$188.28
AF 06-3833		\$666.77	1/1/2007	CDA CORCORAN PD DA OFFICE GENERAL FUND KINGS CO SPECIAL FUND TF KINGS CO NTF-KCNTF	\$6.68 \$184.20 \$66.67 \$160.02 \$65.01 \$184.19
AF-06-6014		\$1,218.96	1/1/2007	CDA DA OFFICE GENERAL FUND HANFORD PD KINGS CO SPECIAL FUND TF KINGS CO NTF-KCNTF	\$12.18 \$121.90 \$292.55 \$336.74 \$118.85 \$336.74
AF-06-6572		\$740.83	1/1/2007	CDA DA OFFICE GENERAL FUND HANFORD PD KINGS CO SPECIAL FUND TF KINGS CO NTF-KCNTF	\$7.40 \$74.08 \$177.80 \$204.66 \$72.23 \$204.66
AF06-2557		\$11,618.22	1/1/2007	CDA DA OFFICE GENERAL FUND KINGS CO SPECIAL FUND	\$116.18 \$1,161.82 \$2,788.37 \$1,132.78



State of California
ASSET FORFEITURE REPORT - 2007

Table 3

Admin Number	Docket Number	Amount Forfeited	Date Disbursed	Recipient	Amount Disbursed
				TF KINGS CO NTF-KCNTF	\$6,419.07
AF06-5274	06C0308	\$906.24	1/1/2007		
				CDA A	\$9.06
				DA OFFICE	\$90.62
				GENERAL FUND	\$217.50
				KINGS CO SO	\$250.35
				KINGS CO SPECIAL FUND	\$88.36
				TF KINGS CO NTF-KCNTF	\$250.35
AF06-6577		\$774.27	1/1/2007		
				CDA A	\$7.72
				DA OFFICE	\$77.43
				GENERAL FUND	\$185.83
				KINGS CO SO	\$213.89
				KINGS CO SPECIAL FUND	\$75.50
				TF KINGS CO NTF-KCNTF	\$213.90
AF07-0480	07C0052	\$1,112.18	1/1/2007		
				CDA A	\$11.11
				DA OFFICE	\$111.22
				GENERAL FUND	\$266.93
				KINGS CO SPECIAL FUND	\$108.44
				TF KINGS CO NTF-KCNTF	\$614.48
AF07-2679D	07C0276	\$9,675.03	1/1/2007		
				CDA A	\$96.74
				DA OFFICE	\$967.50
				GENERAL FUND	\$2,322.01
				KINGS CO SO	\$2,672.73
				KINGS CO SPECIAL FUND	\$943.32
				TF KINGS CO NTF-KCNTF	\$2,672.73
AF07-2905		\$2,946.01	1/1/2007		
				CDA A	\$29.45
				DA OFFICE	\$294.60
				GENERAL FUND	\$707.05
				HANFORD PD	\$813.84
				KINGS CO SPECIAL FUND	\$287.24
				TF KINGS CO NTF-KCNTF	\$813.83
AF07-3081	07C0386	\$3,887.00	1/1/2007		
				CDA A	\$38.86
				DA OFFICE	\$388.70
				GENERAL FUND	\$932.88
				KINGS CO SPECIAL FUND	\$378.99
				TF KINGS CO NTF-KCNTF	\$2,147.57
KINGS					\$72,698.06



State of California
ASSET FORFEITURE REPORT - 2007

Table 3

Admin Number	Docket Number	Amount Forfeited	Date Disbursed	Recipient	Amount Disbursed
LASSEN					
No. 05-02	None	\$4,856.90	3/1/2007	CDA	\$48.57
				GENERAL FUND	\$1,165.66
				LASSEN CO DA	\$485.68
				TF LASSEN CO NTF	\$3,156.99
No. 05-04	None	\$983.90	12/10/2007	CDA	\$9.84
				GENERAL FUND	\$236.14
				LASSEN CO DA	\$98.38
				TF LASSEN CO NTF	\$639.54
No. 05-05	None	\$1,117.50	3/1/2007	CDA	\$11.17
				GENERAL FUND	\$268.20
				LASSEN CO DA	\$111.75
				TF LASSEN CO NTF	\$726.38
No. 06-01	None	\$1,145.50	12/10/2007	CDA	\$11.45
				CHP-ALTURAS	\$37.23
				GENERAL FUND	\$274.92
				LASSEN CO DA	\$114.55
				TF LASSEN CO NTF	\$707.35
No. 06-03	None	\$517.50	12/10/2007	CDA	\$5.17
				GENERAL FUND	\$124.20
				LASSEN CO DA	\$51.75
				TF LASSEN CO NTF	\$336.38
No. 06-04	None	\$880.50	12/10/2007	CDA	\$8.80
				GENERAL FUND	\$211.32
				LASSEN CO DA	\$88.05
				TF LASSEN CO NTF	\$572.33
No. 06-09	None	\$427.50	12/10/2007	CDA	\$4.27
				GENERAL FUND	\$102.60
				LASSEN CO DA	\$42.75
				TF LASSEN CO NTF	\$277.88
No. 06-10	JC43990	\$1,970.00	9/24/2007	CDA	\$19.70
				GENERAL FUND	\$472.80
				LASSEN CO DA	\$197.00
				TF LASSEN CO NTF	\$1,280.50
No. 07-01	JC41342	\$1,308.00	12/10/2007	CDA	\$13.08
				GENERAL FUND	\$313.92
				LASSEN CO DA	\$130.80
				TF LASSEN CO NTF	\$850.20



State of California
ASSET FORFEITURE REPORT - 2007

Table 3

Admin Number	Docket Number	Amount Forfeited	Date Disbursed	Recipient	Amount Disbursed
LASSEN					\$13,207.30



State of California
ASSET FORFEITURE REPORT - 2007

Table 3

Admin Number	Docket Number	Amount Forfeited	Date Disbursed	Recipient	Amount Disbursed
LOS ANGELES					
02-0268		\$1,671.83	12/13/2007		
				DA OFFICE	\$167.17
				GENERAL FUND	\$401.24
				LAPA	\$16.72
				LOS ANGELES PD	\$1,086.70
03-0153	BA243758	\$3,610.00	10/12/2007		
				DA OFFICE	\$361.00
				GENERAL FUND	\$866.40
				LAPA	\$36.10
				LOS ANGELES CO SO	\$2,346.50
03-0219	VA076119	\$2,398.66	3/1/2007		
				DA OFFICE	\$239.87
				GENERAL FUND	\$575.68
				LAPA	\$23.99
				LOS ANGELES CO SO	\$1,559.12
03-0256	LA042997	\$2,047.20	11/14/2007		
				DA OFFICE	\$204.72
				GENERAL FUND	\$491.33
				LAPA	\$20.47
				LOS ANGELES PD	\$1,330.68
03-0791	NA057969	\$1,349.92	7/5/2007		
				DA OFFICE	\$135.00
				GENERAL FUND	\$323.98
				LAPA	\$13.50
				LONG BEACH PD	\$877.44
04-0070	BA259092	\$1,121.87	9/20/2007		
				DA OFFICE	\$112.18
				GENERAL FUND	\$269.25
				LAPA	\$11.22
				LOS ANGELES PD	\$729.22
04-0155	BS088732	\$17,943.16	10/12/2007		
				DA OFFICE	\$1,794.31
				GENERAL FUND	\$4,306.35
				LAPA	\$179.44
				TORRANCE PD	\$11,663.06
04-0237		\$557.71	2/27/2007		
				CDA A	\$5.58
				DA OFFICE	\$55.78
				GENERAL FUND	\$133.85
				LONG BEACH PD	\$362.50
04-0291		\$588.80	1/22/2007		
				DA OFFICE	\$58.88
				GENERAL FUND	\$141.31
				LAPA	\$5.89
				MONTEREY PARK PD	\$382.72



State of California
ASSET FORFEITURE REPORT - 2007

Table 3

Admin Number	Docket Number	Amount Forfeited	Date Disbursed	Recipient	Amount Disbursed
04-0302	BA262799	\$1,209.64	6/26/2007	DA OFFICE	\$120.97
				GENERAL FUND	\$290.31
				LAPA	\$12.09
				LOS ANGELES PD	\$786.27
04-0359	PA047593	\$5,523.76	2/5/2007	DA OFFICE	\$552.38
				GENERAL FUND	\$1,325.71
				LAPA	\$55.23
				LOS ANGELES PD	\$3,590.44
04-0809	BA272112	\$350.04	3/1/2007	DA OFFICE	\$35.01
				GENERAL FUND	\$84.01
				LAPA	\$3.50
				LOS ANGELES PD	\$227.52
04-0832	Ba272673	\$939.45	2/5/2007	DA OFFICE	\$93.94
				GENERAL FUND	\$225.47
				LAPA	\$9.40
				LOS ANGELES PD	\$610.64
04-0868	BS094841	\$26,002.09	8/14/2007	DA OFFICE	\$2,600.20
				GENERAL FUND	\$6,240.51
				IRVINE PD	\$16,901.36
				LAPA	\$260.02
04-0891	TA076813	\$11,294.05	2/5/2007	DA OFFICE	\$1,129.41
				GENERAL FUND	\$2,710.57
				LAPA	\$112.94
				LOS ANGELES CO SO	\$7,341.13
04-0922	BS093900	\$367,203.60	7/30/2007	DA OFFICE	\$36,720.40
				GENERAL FUND	\$88,128.86
				LAPA	\$3,672.04
				LOS ANGELES PD	\$238,682.30
04-0923	BS093976	\$29,146.51	5/7/2007	DA OFFICE	\$2,914.65
				GENERAL FUND	\$6,995.16
				LAPA	\$291.47
				PASADENA PD	\$18,945.23
04-0975		\$3,535.65	1/10/2007	DA OFFICE	\$353.56
				GENERAL FUND	\$848.56
				LAPA	\$35.35
				LOS ANGELES PD	\$2,298.18
05-0003		\$1,386.67	2/27/2007	CULVER CITY PD	\$901.33



State of California
ASSET FORFEITURE REPORT - 2007

Table 3

Admin Number	Docket Number	Amount Forfeited	Date Disbursed	Recipient	Amount Disbursed
				DA OFFICE	\$138.67
				GENERAL FUND	\$332.80
				LAPA	\$13.87
05-0004	BA275685	\$489.95	2/5/2007		
				DA OFFICE	\$49.01
				GENERAL FUND	\$117.58
				LAPA	\$4.90
				LOS ANGELES PD	\$318.46
05-0051	BA275856	\$992.07	2/27/2007		
				DA OFFICE	\$99.22
				GENERAL FUND	\$238.09
				LAPA	\$9.92
				LOS ANGELES PD	\$644.84
05-0079		\$10,585.10	2/5/2007		
				DA OFFICE	\$1,058.52
				GENERAL FUND	\$2,540.42
				LAPA	\$105.85
				LONG BEACH PD	\$6,880.31
05-0084	LA048030	\$4,415.15	9/13/2007		
				DA OFFICE	\$441.51
				GENERAL FUND	\$1,059.64
				LAPA	\$44.15
				LOS ANGELES PD	\$2,869.85
05-0136	bs095117	\$26,085.70	6/19/2007		
				CHP-SOUTHERN DIV	\$16,955.70
				DA OFFICE	\$2,608.57
				GENERAL FUND	\$6,260.57
				LAPA	\$260.86
05-0148	PA049545	\$2,234.75	12/13/2007		
				DA OFFICE	\$223.47
				GENERAL FUND	\$536.34
				LAPA	\$22.35
				LOS ANGELES PD	\$1,452.59
05-0159	BA278989	\$470.87	3/1/2007		
				DA OFFICE	\$47.09
				GENERAL FUND	\$113.01
				LAPA	\$4.71
				LOS ANGELES PD	\$306.06
05-0161	SA055363	\$779.19	12/13/2007		
				DA OFFICE	\$77.92
				GENERAL FUND	\$187.00
				LAPA	\$7.80
				LOS ANGELES PD	\$506.47
05-0248	VA087743	\$3,122.11	5/7/2007		
				DA OFFICE	\$312.21
				GENERAL FUND	\$749.30
				LAPA	\$31.23



State of California
ASSET FORFEITURE REPORT - 2007

Table 3

Number	Number	Forfeited	Disbursed	Disbursed
				WHITTIER PD \$2,029.37
05-0289	BA279977	\$506.60	1/10/2007	
				CDA \$5.07
				DA OFFICE \$50.66
				GENERAL FUND \$121.58
				LOS ANGELES PD \$329.29
05-0294	BA280193	\$600.50	10/24/2007	
				DA OFFICE \$60.07
				GENERAL FUND \$144.12
				LAPA \$5.99
				LOS ANGELES PD \$390.32
05-0303	LA048593	\$1,103.08	2/5/2007	
				DA OFFICE \$110.31
				GENERAL FUND \$264.74
				LAPA \$11.03
				LOS ANGELES PD \$717.00
05-0323	BS096094	\$9,827.28	6/8/2007	
				DA OFFICE \$982.73
				GENERAL FUND \$2,358.55
				LAPA \$98.27
				LOS ANGELES PD \$6,387.73
05-0372	BA281242	\$332.57	10/24/2007	
				DA OFFICE \$33.25
				GENERAL FUND \$79.82
				LAPA \$3.33
				LOS ANGELES PD \$216.17
05-0381	BA279361	\$11,220.74	1/10/2007	
				DA OFFICE \$1,122.08
				GENERAL FUND \$2,692.97
				LAPA \$112.21
				LOS ANGELES PD \$7,293.48
05-0387		\$537.41	2/27/2007	
				DA OFFICE \$53.73
				GENERAL FUND \$128.98
				LAPA \$5.38
				LOS ANGELES PD \$349.32
05-0431	ta078947	\$262.59	1/10/2007	
				DA OFFICE \$26.26
				GENERAL FUND \$63.02
				LAPA \$2.63
				LOS ANGELES PD \$170.68
05-0442	BA263490	\$8,314.98	9/20/2007	
				DA OFFICE \$831.50
				GENERAL FUND \$1,995.60
				GLENDALE PD \$5,404.73
				LAPA \$83.15



State of California
ASSET FORFEITURE REPORT - 2007

Table 3

Admin Number	Docket Number	Amount Forfeited	Date Disbursed	Recipient	Amount Disbursed
05-0445		\$572.85	12/13/2007	DA OFFICE	\$57.30
				GENERAL FUND	\$137.48
				LAPA	\$5.72
				LOS ANGELES PD	\$372.35
05-0454		\$651.18	8/14/2007	DA OFFICE	\$65.12
				GENERAL FUND	\$156.28
				LAPA	\$6.51
				LOS ANGELES PD	\$423.27
05-0462	PA051990	\$1,855.68	9/13/2007	DA OFFICE	\$185.57
				GENERAL FUND	\$445.36
				LAPA	\$18.56
				LOS ANGELES PD	\$1,206.19
05-0465	PA052011	\$1,210.66	7/5/2007	DA OFFICE	\$121.06
				GENERAL FUND	\$290.56
				LAPA	\$12.11
				LOS ANGELES PD	\$786.93
05-0483		\$1,366.38	2/27/2007	DA OFFICE	\$136.63
				GENERAL FUND	\$327.93
				LAPA	\$13.67
				LOS ANGELES PD	\$888.15
05-0488	YA061644	\$763.99	2/27/2007	DA OFFICE	\$76.39
				GENERAL FUND	\$183.36
				LAPA	\$7.64
				REDONDO BEACH PD	\$496.60
05-0497	BS097601	\$16,405.98	3/28/2007	DA OFFICE	\$1,640.59
				GENERAL FUND	\$3,937.44
				LAPA	\$164.06
				PASADENA PD	\$10,663.89
05-0501	bs097899	\$61,055.82	2/27/2007	DA OFFICE	\$6,105.58
				GENERAL FUND	\$14,653.40
				LAPA	\$610.56
				LOS ANGELES CO SO	\$39,686.28
05-0515	BA284570	\$1,252.09	2/27/2007	DA OFFICE	\$125.21
				GENERAL FUND	\$300.50
				LAPA	\$12.52
				LOS ANGELES PD	\$813.86
05-0544	BS098876	\$5,807.36	12/24/2007	CA DOJ-BNE ORANGE	\$3,774.79



State of California
ASSET FORFEITURE REPORT - 2007

Table 3

Admin Number	Docket Number	Amount Forfeited	Date Disbursed	Recipient	Amount Disbursed
				DA OFFICE	\$580.72
				GENERAL FUND	\$1,393.77
				LAPA	\$58.08
05-0580		\$582.13	2/5/2007		
				DA OFFICE	\$58.22
				GENERAL FUND	\$139.71
				LAPA	\$5.82
				LOS ANGELES PD	\$378.38
05-0590	ba286382	\$436.28	8/30/2007		
				DA OFFICE	\$43.63
				GENERAL FUND	\$104.71
				LAPA	\$4.36
				LOS ANGELES PD	\$283.58
05-0623	BA286917	\$1,361.77	8/14/2007		
				DA OFFICE	\$136.18
				GENERAL FUND	\$326.82
				LAPA	\$13.62
				LOS ANGELES PD	\$885.15
05-0636	BA248552	\$20,907.35	5/7/2007		
				DA OFFICE	\$2,090.74
				GENERAL FUND	\$5,017.76
				LAPA	\$209.08
				LOS ANGELES CO SO	\$13,589.77
05-0654	TA080414	\$403.83	2/5/2007		
				DA OFFICE	\$40.38
				GENERAL FUND	\$96.92
				LAPA	\$4.04
				LOS ANGELES PD	\$262.49
05-0661		\$674.02	2/27/2007		
				DA OFFICE	\$67.41
				GENERAL FUND	\$161.76
				LAPA	\$6.74
				LOS ANGELES PD	\$438.11
05-0672		\$616.76	2/27/2007		
				DA OFFICE	\$61.68
				GENERAL FUND	\$148.02
				LAPA	\$6.17
				LOS ANGELES PD	\$400.89
05-0682		\$677.41	2/27/2007		
				DA OFFICE	\$67.73
				GENERAL FUND	\$162.58
				LAPA	\$6.78
				LOS ANGELES PD	\$440.32
05-0685		\$620.19	5/7/2007		
				DA OFFICE	\$62.02
				GENERAL FUND	\$148.85
				LAPA	\$6.20



State of California
ASSET FORFEITURE REPORT - 2007

Table 3

Admin Number	Docket Number	Amount Forfeited	Date Disbursed	Recipient	Amount Disbursed
				LOS ANGELES PD	\$403.12
05-0692	BS101140	\$39,469.55	8/14/2007	DA OFFICE	\$3,946.95
				GENERAL FUND	\$9,472.69
				LAPA	\$394.70
				LOS ANGELES PD	\$25,655.21
05-0694		\$2,035.49	5/7/2007	DA OFFICE	\$203.55
				GENERAL FUND	\$488.52
				LAPA	\$20.36
				LOS ANGELES PD	\$1,323.06
05-0696		\$742.16	1/10/2007	DA OFFICE	\$74.22
				GENERAL FUND	\$178.12
				LAPA	\$7.42
				LOS ANGELES PD	\$482.40
05-0719		\$5,015.91	1/10/2007	DA OFFICE	\$501.61
				GENERAL FUND	\$1,203.81
				LAPA	\$50.16
				LOS ANGELES PD	\$3,260.33
05-0729		\$1,991.15	5/7/2007	DA OFFICE	\$199.13
				GENERAL FUND	\$477.87
				LAPA	\$19.91
				LOS ANGELES PD	\$1,294.24
05-0740		\$657.43	2/27/2007	BELL GARDENS PD	\$427.32
				DA OFFICE	\$65.74
				GENERAL FUND	\$157.79
				LAPA	\$6.58
05-0750		\$559.38	7/5/2007	DA OFFICE	\$55.94
				GENERAL FUND	\$134.25
				LAPA	\$5.60
				LOS ANGELES PD	\$363.59
05-0778		\$9,643.58	3/28/2007	CDAA	\$96.44
				DA OFFICE	\$964.36
				GENERAL FUND	\$2,314.46
				HAWTHORNE PD	\$6,268.32
05-0779	LA049611	\$3,697.38	3/14/2007	BURBANK PD	\$2,403.30
				DA OFFICE	\$369.73
				GENERAL FUND	\$887.37
				LAPA	\$36.98



State of California
ASSET FORFEITURE REPORT - 2007

Table 3

Admin Number	Docket Number	Amount Forfeited	Date Disbursed	Recipient	Amount Disbursed
05-0782	BS099399	\$16,938.08	6/19/2007	DA OFFICE	\$1,693.81
				GENERAL FUND	\$4,065.14
				GLENDALE PD	\$11,009.75
				LAPA	\$169.38
05-0783	bs099425	\$19,792.61	5/7/2007	DA OFFICE	\$1,979.26
				GENERAL FUND	\$4,750.23
				HAWTHORNE PD	\$12,865.19
				LAPA	\$197.93
05-0795		\$609.73	2/27/2007	DA OFFICE	\$60.99
				GENERAL FUND	\$146.33
				LAPA	\$6.09
				SOUTH GATE PD	\$396.32
05-0806		\$920.09	2/27/2007	DA OFFICE	\$92.01
				GENERAL FUND	\$220.82
				LAPA	\$9.20
				LOS ANGELES CO SO	\$598.06
05-0813		\$6,014.40	5/7/2007	DA OFFICE	\$601.44
				GENERAL FUND	\$1,443.45
				LAPA	\$60.15
				POMONA PD	\$3,909.36
05-0818	BA289282	\$1,907.77	2/27/2007	DA OFFICE	\$190.78
				GENERAL FUND	\$457.86
				LAPA	\$19.08
				LOS ANGELES PD	\$1,240.05
05-0821		\$1,748.78	5/7/2007	DA OFFICE	\$174.89
				GENERAL FUND	\$419.70
				LAPA	\$17.49
				LOS ANGELES PD	\$1,136.70
05-0827		\$621.87	2/27/2007	DA OFFICE	\$62.19
				GENERAL FUND	\$149.25
				LAPA	\$6.22
				LOS ANGELES PD	\$404.21
05-0831		\$2,364.68	8/14/2007	DA OFFICE	\$236.47
				GENERAL FUND	\$567.52
				LA IMPACT - GROUP 1	\$1,537.04
				LAPA	\$23.65
05-0841	BS100102	\$13,152.44	2/27/2007	DA OFFICE	\$1,315.24



State of California
ASSET FORFEITURE REPORT - 2007

Table 3

Admin Number	Docket Number	Amount Forfeited	Date Disbursed	Recipient	Amount Disbursed
				GENERAL FUND	\$3,156.59
				LAPA	\$131.52
				LOS ANGELES CO SO	\$8,549.09
05-0848		\$1,463.53	5/7/2007		
				DA OFFICE	\$146.34
				GENERAL FUND	\$351.25
				LAPA	\$14.64
				LOS ANGELES PD	\$951.30
05-0849		\$19,918.80	2/27/2007		
				DA OFFICE	\$1,991.88
				GENERAL FUND	\$4,780.51
				LAPA	\$199.19
				LOS ANGELES PD	\$12,947.22
05-0852		\$4,700.35	5/7/2007		
				DA OFFICE	\$470.04
				GENERAL FUND	\$1,128.08
				LAPA	\$47.00
				LOS ANGELES PD	\$3,055.23
05-0854		\$530.98	2/27/2007		
				DA OFFICE	\$53.11
				GENERAL FUND	\$127.43
				LAPA	\$5.31
				LOS ANGELES PD	\$345.13
05-0855	BA290622	\$483.42	6/8/2007		
				DA OFFICE	\$48.34
				GENERAL FUND	\$116.02
				LAPA	\$4.84
				LOS ANGELES PD	\$314.22
05-0859		\$2,573.72	2/27/2007		
				DA OFFICE	\$257.37
				GENERAL FUND	\$617.69
				LAPA	\$25.74
				LOS ANGELES PD	\$1,672.92
05-0875		\$558.95	11/14/2007		
				DA OFFICE	\$55.89
				GENERAL FUND	\$134.15
				LAPA	\$5.59
				MAYWOOD PD	\$363.32
05-0878		\$2,180.14	5/7/2007		
				DA OFFICE	\$218.02
				GENERAL FUND	\$523.23
				LAPA	\$21.80
				LOS ANGELES PD	\$1,417.09
05-0881		\$6,239.50	2/27/2007		
				DA OFFICE	\$623.95
				GENERAL FUND	\$1,497.48
				LAPA	\$62.40



State of California
ASSET FORFEITURE REPORT - 2007

Table 3

Admin Number	Docket Number	Amount Forfeited	Date Disbursed	Recipient	Amount Disbursed
05-0885		\$2,255.24	2/27/2007	LOS ANGELES CO SO	\$4,055.67
				DA OFFICE	\$225.53
				GENERAL FUND	\$541.26
				LAPA	\$22.55
				LOS ANGELES PD	\$1,465.90
05-0900		\$18,245.23	2/27/2007	DA OFFICE	\$1,824.54
				GENERAL FUND	\$4,378.85
				LAPA	\$182.45
				LOS ANGELES CO SO	\$11,859.39
05-0903	BA291170	\$2,568.02	1/10/2007	DA OFFICE	\$256.81
				GENERAL FUND	\$616.32
				LAPA	\$25.68
				LOS ANGELES PD	\$1,669.21
05-0908		\$522.37	3/28/2007	DA OFFICE	\$52.24
				GENERAL FUND	\$125.37
				LAPA	\$5.22
				LOS ANGELES PD	\$339.54
05-0911		\$696.55	2/27/2007	DA OFFICE	\$69.66
				GENERAL FUND	\$167.17
				LAPA	\$6.97
				LOS ANGELES PD	\$452.75
05-0918	bs100098	\$3,633.39	8/14/2007	DA OFFICE	\$363.35
				GENERAL FUND	\$872.01
				HERMOSA BEACH PD	\$2,361.70
				LAPA	\$36.33
05-0931		\$9,376.69	2/27/2007	DA OFFICE	\$937.67
				GENERAL FUND	\$2,250.40
				LAPA	\$93.77
				WHITTIER PD	\$6,094.85
05-0933		\$10,074.16	11/14/2007	DA OFFICE	\$1,007.42
				GENERAL FUND	\$2,417.80
				HAWTHORNE PD	\$6,548.20
				LAPA	\$100.74
05-0936	BA291461	\$615.94	3/14/2007	DA OFFICE	\$61.60
				GENERAL FUND	\$147.82
				LAPA	\$6.16
				LOS ANGELES PD	\$400.36



State of California
ASSET FORFEITURE REPORT - 2007

Table 3

Admin Number	Docket Number	Amount Forfeited	Date Disbursed	Recipient	Amount Disbursed
05-0943		\$2,703.07	1/10/2007	DA OFFICE	\$270.31
				GENERAL FUND	\$648.74
				LAPA	\$27.03
				WHITTIER PD	\$1,756.99
05-0948	ba292050	\$5,852.82	6/8/2007	DA OFFICE	\$585.29
				GENERAL FUND	\$1,404.67
				LAPA	\$58.53
				LOS ANGELES PD	\$3,804.33
05-0956		\$490.29	3/28/2007	BELL GARDENS PD	\$318.69
				DA OFFICE	\$49.03
				GENERAL FUND	\$117.67
				LAPA	\$4.90
05-0958	BS100334	\$71,130.24	12/13/2007	DA OFFICE	\$7,113.02
				GENERAL FUND	\$17,071.26
				LA IMPACT - GROUP 1	\$46,234.66
				LAPA	\$711.30
05-0960	bs100333	\$2,584.38	7/30/2007	DA OFFICE	\$258.45
				GENERAL FUND	\$620.25
				LAPA	\$25.84
				LOS ANGELES PD	\$1,679.84
05-0964		\$5,119.05	6/8/2007	DA OFFICE	\$511.91
				GENERAL FUND	\$1,228.57
				LAPA	\$51.19
				POMONA PD	\$3,327.38
05-0966		\$1,070.89	1/10/2007	DA OFFICE	\$107.09
				GENERAL FUND	\$257.01
				LAPA	\$10.71
				LOS ANGELES PD	\$696.08
05-0972	BS102352	\$28,882.98	3/14/2007	DA OFFICE	\$2,888.30
				GENERAL FUND	\$6,931.91
				LAPA	\$288.83
				ORANGE CO RNSP	\$18,773.94
05-0979		\$8,184.49	8/14/2007	DA OFFICE	\$818.46
				GENERAL FUND	\$1,964.28
				LAPA	\$81.84
				SOUTH GATE PD	\$5,319.91
05-0991		\$1,554.28	2/27/2007	DA OFFICE	\$155.43



State of California
ASSET FORFEITURE REPORT - 2007

Table 3

Admin Number	Docket Number	Amount Forfeited	Date Disbursed	Recipient	Amount Disbursed
				GENERAL FUND	\$373.03
				LAPA	\$15.54
				LOS ANGELES PD	\$1,010.28
05-1008	BA293094	\$12,919.90	5/7/2007		
				DA OFFICE	\$1,291.99
				GENERAL FUND	\$3,100.78
				LAPA	\$129.20
				LOS ANGELES PD	\$8,397.93
05-1018	BA293312	\$4,666.57	6/8/2007		
				DA OFFICE	\$466.66
				GENERAL FUND	\$1,119.97
				LAPA	\$46.67
				LOS ANGELES PD	\$3,033.27
05-1020	SA064878	\$16,042.75	1/10/2007		
				DA OFFICE	\$1,604.27
				GENERAL FUND	\$3,850.26
				LAPA	\$160.43
				LOS ANGELES PD	\$10,427.79
05-1029		\$2,879.61	10/30/2007		
				DA OFFICE	\$287.95
				GENERAL FUND	\$691.11
				LAPA	\$28.80
				LOS ANGELES CO SO	\$1,871.75
05-1039		\$15,110.46	1/10/2007		
				DA OFFICE	\$1,511.05
				GENERAL FUND	\$3,626.51
				LAPA	\$151.11
				LOS ANGELES PD	\$9,821.79
05-1040	BA293299	\$453.87	3/1/2007		
				DA OFFICE	\$45.39
				GENERAL FUND	\$108.93
				LAPA	\$4.54
				LOS ANGELES PD	\$295.01
05-1041	TA082081	\$480.98	9/13/2007		
				DA OFFICE	\$48.10
				GENERAL FUND	\$115.43
				LAPA	\$4.81
				LOS ANGELES PD	\$312.64
05-1049		\$11,945.00	2/27/2007		
				DA OFFICE	\$1,194.51
				GENERAL FUND	\$2,866.80
				LAPA	\$119.45
				LOS ANGELES PD	\$7,764.24
05-1052		\$796.63	1/10/2007		
				DA OFFICE	\$79.67
				GENERAL FUND	\$191.19
				LAPA	\$7.97



State of California
ASSET FORFEITURE REPORT - 2007

Table 3

Admin Number	Docket Number	Amount Forfeited	Date Disbursed	Recipient	Amount Disbursed
05-1058		\$3,309.84	4/13/2007	LOS ANGELES PD	\$517.80
				CA DOJ-BNE ORANGE	\$2,151.39
				DA OFFICE	\$330.99
				GENERAL FUND	\$794.36
				LAPA	\$33.10
05-1063	SA057592	\$568.63	7/16/2007	DA OFFICE	\$56.87
				GENERAL FUND	\$136.47
				HAWTHORNE PD	\$369.61
				LAPA	\$5.68
05-1067		\$907.54	3/28/2007	DA OFFICE	\$90.75
				GENERAL FUND	\$217.81
				LAPA	\$9.08
				LOS ANGELES PD	\$589.90
05-1068		\$2,006.89	1/10/2007	DA OFFICE	\$200.69
				GENERAL FUND	\$481.65
				LAPA	\$20.07
				LOS ANGELES PD	\$1,304.48
05-1069		\$2,239.87	3/28/2007	DA OFFICE	\$223.99
				GENERAL FUND	\$537.57
				LAPA	\$22.40
				LOS ANGELES PD	\$1,455.91
05-1072		\$9,157.80	11/14/2007	BURBANK PD	\$5,952.58
				DA OFFICE	\$915.78
				GENERAL FUND	\$2,197.87
				LAPA	\$91.57
05-1079	BA291398	\$627.53	1/10/2007	DA OFFICE	\$62.75
				GENERAL FUND	\$150.61
				LAPA	\$6.28
				LOS ANGELES PD	\$407.89
05-1090	GA061414	\$503.52	1/10/2007	BURBANK PD	\$327.28
				DA OFFICE	\$50.36
				GENERAL FUND	\$120.84
				LAPA	\$5.04
05-1094		\$827.27	8/14/2007	DA OFFICE	\$82.73
				GENERAL FUND	\$198.54
				LAPA	\$8.27
				LOS ANGELES PD	\$537.73



State of California
ASSET FORFEITURE REPORT - 2007

Table 3

Admin Number	Docket Number	Amount Forfeited	Date Disbursed	Recipient	Amount Disbursed
05-1105	BA294402	\$491.37	6/8/2007	DA OFFICE	\$49.14
				GENERAL FUND	\$117.93
				LAPA	\$4.91
				LOS ANGELES PD	\$319.39
05-1111	KA073231	\$1,149.65	6/8/2007	DA OFFICE	\$114.96
				GENERAL FUND	\$275.92
				LAPA	\$11.50
				POMONA PD	\$747.27
05-1113		\$1,701.60	12/13/2007	DA OFFICE	\$170.16
				GENERAL FUND	\$408.38
				LAPA	\$17.02
				LOS ANGELES PD	\$1,106.04
05-1118	BA294211	\$577.98	6/8/2007	DA OFFICE	\$57.80
				GENERAL FUND	\$138.71
				LAPA	\$5.78
				LOS ANGELES PD	\$375.69
05-1119		\$18,604.48	1/10/2007	CDA	\$186.05
				DA OFFICE	\$1,860.45
				GENERAL FUND	\$4,465.07
				GLENDALE PD	\$12,092.91
05-1123	GA064004	\$10,026.91	2/27/2007	ALHAMBRA PD	\$6,517.49
				DA OFFICE	\$1,002.69
				GENERAL FUND	\$2,406.46
				LAPA	\$100.27
05-1126	TA082311	\$513.07	11/7/2007	DA OFFICE	\$51.31
				GENERAL FUND	\$123.14
				LAPA	\$5.13
				LOS ANGELES PD	\$333.49
05-1128		\$1,308.10	2/27/2007	DA OFFICE	\$130.82
				GENERAL FUND	\$313.94
				LAPA	\$13.08
				LOS ANGELES PD	\$850.26
05-1133		\$15,290.54	10/12/2007	DA OFFICE	\$1,529.05
				GARDENA PD	\$9,938.85
				GENERAL FUND	\$3,669.73
				LAPA	\$152.91
05-1135		\$9,917.94	3/1/2007	CHP-SOUTHERN DIV	\$6,446.66



State of California
ASSET FORFEITURE REPORT - 2007

Table 3

Admin Number	Docket Number	Amount Forfeited	Date Disbursed	Recipient	Amount Disbursed
				DA OFFICE	\$991.80
				GENERAL FUND	\$2,380.30
				LAPA	\$99.18
05-1137		\$608.10	1/10/2007		
				DA OFFICE	\$60.79
				GENERAL FUND	\$145.95
				LAPA	\$6.09
				MONTEBELLO PD	\$395.27
05-1140	BA294591	\$4,753.71	6/8/2007		
				DA OFFICE	\$475.37
				GENERAL FUND	\$1,140.89
				LAPA	\$47.54
				LOS ANGELES CO SO	\$3,089.91
05-1142		\$500.85	5/7/2007		
				DA OFFICE	\$50.09
				GENERAL FUND	\$120.20
				LAPA	\$5.01
				LOS ANGELES PD	\$325.55
05-1147	SA058245	\$248.93	11/7/2007		
				DA OFFICE	\$24.90
				GENERAL FUND	\$59.74
				LAPA	\$2.49
				LOS ANGELES PD	\$161.80
05-1149		\$2,888.64	1/10/2007		
				DA OFFICE	\$288.86
				GENERAL FUND	\$693.27
				LAPA	\$28.89
				LOS ANGELES PD	\$1,877.62
05-1159		\$3,053.33	1/10/2007		
				DA OFFICE	\$305.33
				GENERAL FUND	\$732.80
				LAPA	\$30.54
				LOS ANGELES PD	\$1,984.66
05-1165		\$6,033.75	2/27/2007		
				DA OFFICE	\$603.37
				GENERAL FUND	\$1,448.10
				LAPA	\$60.34
				LOS ANGELES PD	\$3,921.94
05-1168	va052582	\$3,157.77	7/16/2007		
				DA OFFICE	\$315.78
				GENERAL FUND	\$757.86
				LAPA	\$31.58
				WHITTIER PD	\$2,052.55
05-1175		\$654.93	8/14/2007		
				DA OFFICE	\$65.50
				GENERAL FUND	\$157.18
				LAPA	\$6.55



State of California
ASSET FORFEITURE REPORT - 2007

Table 3

Admin Number	Docket Number	Amount Forfeited	Date Disbursed	Recipient	Amount Disbursed
				MONTEBELLO PD	\$425.70
05-1176		\$534.77	12/24/2007		
				CDA A	\$5.35
				DA OFFICE	\$53.48
				GENERAL FUND	\$128.34
				GLENDALE PD	\$347.60
06-0006		\$2,900.62	7/5/2007		
				DA OFFICE	\$290.05
				GENERAL FUND	\$696.15
				LAPA	\$29.01
				LONG BEACH PD	\$1,885.41
06-0022	BS101330	\$62,990.67	7/16/2007		
				DA OFFICE	\$6,299.07
				GENERAL FUND	\$15,117.77
				LAPA	\$629.90
				ORANGE CO RN SP	\$40,943.93
06-0023		\$8,118.99	2/27/2007		
				DA OFFICE	\$811.90
				GENERAL FUND	\$1,948.56
				LAPA	\$81.19
				LOS ANGELES PD	\$5,277.34
06-0026	BA295477	\$1,235.79	2/27/2007		
				DA OFFICE	\$123.58
				GENERAL FUND	\$296.59
				LAPA	\$12.36
				LOS ANGELES PD	\$803.26
06-0027	NA068580	\$517.24	12/24/2007		
				DA OFFICE	\$51.72
				GENERAL FUND	\$124.14
				LAPA	\$5.17
				SIGNAL HILL PD	\$336.21
06-0032		\$15,367.70	1/10/2007		
				DA OFFICE	\$1,536.77
				GENERAL FUND	\$3,688.25
				LAPA	\$153.68
				LOS ANGELES PD	\$9,989.00
06-0033		\$2,235.09	1/10/2007		
				DA OFFICE	\$223.51
				GENERAL FUND	\$536.42
				LAPA	\$22.35
				LOS ANGELES PD	\$1,452.81
06-0034		\$666.18	1/10/2007		
				DA OFFICE	\$66.63
				GENERAL FUND	\$159.88
				LAPA	\$6.66
				LOS ANGELES PD	\$433.01



State of California
ASSET FORFEITURE REPORT - 2007

Table 3

Admin Number	Docket Number	Amount Forfeited	Date Disbursed	Recipient	Amount Disbursed
06-0037	SA054626	\$3,582.84	2/27/2007	BEVERLY HILLS PD	\$2,328.85
				DA OFFICE	\$358.28
				GENERAL FUND	\$859.88
				LAPA	\$35.83
06-0045		\$1,426.34	1/10/2007	DA OFFICE	\$142.63
				GENERAL FUND	\$342.33
				LAPA	\$14.26
				TORRANCE PD	\$927.12
06-0057	KA060587	\$2,073.16	2/27/2007	DA OFFICE	\$207.32
				GENERAL FUND	\$497.56
				LAPA	\$20.73
				LOS ANGELES CO SO	\$1,347.55
06-0060		\$650.61	1/10/2007	DA OFFICE	\$65.05
				GENERAL FUND	\$156.15
				LAPA	\$6.51
				LOS ANGELES PD	\$422.90
06-0066		\$8,171.42	1/10/2007	DA OFFICE	\$817.14
				GENERAL FUND	\$1,961.14
				HAWTHORNE PD	\$5,311.42
				LAPA	\$81.72
06-0068	pa054270	\$2,645.60	10/12/2007	DA OFFICE	\$264.58
				GENERAL FUND	\$634.94
				LAPA	\$26.45
				LOS ANGELES PD	\$1,719.63
06-0069	LA051194	\$6,634.94	2/27/2007	DA OFFICE	\$663.50
				GENERAL FUND	\$1,592.38
				LAPA	\$66.35
				LOS ANGELES PD	\$4,312.71
06-0077		\$1,462.39	11/7/2007	CHP-SOUTHERN DIV	\$950.55
				DA OFFICE	\$146.24
				GENERAL FUND	\$350.97
				LAPA	\$14.63
06-0078	LA051165	\$1,095.02	4/13/2007	DA OFFICE	\$109.51
				GENERAL FUND	\$262.80
				LAPA	\$10.95
				LOS ANGELES PD	\$711.76
06-0080		\$6,536.70	11/14/2007	DA OFFICE	\$653.68



State of California
ASSET FORFEITURE REPORT - 2007

Table 3

Admin Number	Docket Number	Amount Forfeited	Date Disbursed	Recipient	Amount Disbursed
				GENERAL FUND	\$1,568.81
				HAWTHORNE PD	\$4,248.85
				LAPA	\$65.36
06-0084		\$665.50	11/7/2007	DA OFFICE	\$66.55
				GENERAL FUND	\$159.72
				LAPA	\$6.66
				SOUTH GATE PD	\$432.57
06-0091		\$1,544.60	5/7/2007	DA OFFICE	\$154.46
				GENERAL FUND	\$370.70
				LAPA	\$15.45
				LOS ANGELES PD	\$1,003.99
06-0092		\$1,429.88	1/10/2007	DA OFFICE	\$142.99
				GENERAL FUND	\$343.17
				LAPA	\$14.30
				LOS ANGELES PD	\$929.42
06-0097		\$524.13	12/13/2007	DA OFFICE	\$52.42
				GENERAL FUND	\$125.79
				LAPA	\$5.24
				LONG BEACH PD	\$340.68
06-0099		\$482.76	3/1/2007	DA OFFICE	\$48.28
				GENERAL FUND	\$115.86
				LAPA	\$4.82
				LOS ANGELES PD	\$313.80
06-0101		\$1,064.98	8/30/2007	DA OFFICE	\$106.49
				GENERAL FUND	\$255.60
				LAPA	\$10.65
				LOS ANGELES PD	\$692.24
06-0105		\$1,271.26	2/27/2007	DA OFFICE	\$127.12
				GENERAL FUND	\$305.11
				LAPA	\$12.71
				LOS ANGELES PD	\$826.32
06-0108		\$7,198.03	4/13/2007	DA OFFICE	\$719.80
				GENERAL FUND	\$1,727.53
				LAPA	\$71.98
				LOS ANGELES CO SO	\$4,678.72
06-0110		\$738.90	11/7/2007	DA OFFICE	\$73.90
				GENERAL FUND	\$177.33
				LAPA	\$7.39



State of California
ASSET FORFEITURE REPORT - 2007

Table 3

Admin Number	Docket Number	Amount Forfeited	Date Disbursed	Recipient	Amount Disbursed
06-0124		\$892.63	2/27/2007	LONG BEACH PD	\$480.28
				DA OFFICE	\$89.26
				GENERAL FUND	\$214.23
				LAPA	\$8.93
				LOS ANGELES PD	\$580.21
06-0131		\$498.31	2/27/2007	DA OFFICE	\$49.84
				GENERAL FUND	\$119.59
				LAPA	\$4.98
				LONG BEACH PD	\$323.90
06-0133		\$1,248.93	2/27/2007	COVINA PD	\$811.80
				DA OFFICE	\$124.90
				GENERAL FUND	\$299.74
				LAPA	\$12.49
06-0137		\$606.10	11/7/2007	DA OFFICE	\$60.62
				GENERAL FUND	\$145.46
				LAPA	\$6.06
				LONG BEACH PD	\$393.96
06-0142	GA064437	\$8,852.66	1/22/2007	DA OFFICE	\$885.25
				GENERAL FUND	\$2,124.64
				LAPA	\$88.53
				PASADENA PD	\$5,754.24
06-0148		\$637.01	2/27/2007	DA OFFICE	\$63.70
				GENERAL FUND	\$152.88
				LAPA	\$6.37
				LOS ANGELES PD	\$414.06
06-0159		\$1,098.15	1/10/2007	DA OFFICE	\$109.81
				GENERAL FUND	\$263.56
				LAPA	\$10.98
				LOS ANGELES PD	\$713.80
06-0160	ya064016	\$3,931.77	2/27/2007	DA OFFICE	\$393.18
				GENERAL FUND	\$943.62
				LAPA	\$39.32
				LOS ANGELES CO SO	\$2,555.65
06-0161		\$684.01	5/7/2007	CULVER CITY PD	\$444.60
				DA OFFICE	\$68.41
				GENERAL FUND	\$164.16
				LAPA	\$6.84



State of California
ASSET FORFEITURE REPORT - 2007

Table 3

Admin Number	Docket Number	Amount Forfeited	Date Disbursed	Recipient	Amount Disbursed
06-0176	BA297491	\$859.93	6/26/2007	DA OFFICE	\$86.00
				GENERAL FUND	\$206.38
				LAPA	\$8.60
				LOS ANGELES PD	\$558.95
06-0178		\$16,404.41	12/24/2007	CDA	\$164.05
				DA OFFICE	\$1,640.45
				GENERAL FUND	\$3,937.05
				LOS ANGELES CO SO	\$10,662.86
06-0183		\$1,958.73	5/7/2007	DA OFFICE	\$195.88
				GENERAL FUND	\$470.09
				LAPA	\$19.59
				LOS ANGELES PD	\$1,273.17
06-0193	TA083252	\$891.36	1/10/2007	DA OFFICE	\$89.14
				GENERAL FUND	\$213.93
				LAPA	\$8.91
				LOS ANGELES PD	\$579.38
06-0199		\$1,347.24	1/10/2007	DA OFFICE	\$134.73
				GENERAL FUND	\$323.34
				LAPA	\$13.47
				LOS ANGELES PD	\$875.70
06-0202	NA069128	\$2,917.64	3/1/2007	DA OFFICE	\$291.77
				GENERAL FUND	\$700.23
				LAPA	\$29.18
				LOS ANGELES PD	\$1,896.46
06-0206		\$1,734.93	7/16/2007	DA OFFICE	\$173.49
				GENERAL FUND	\$416.38
				LAPA	\$17.35
				LOS ANGELES PD	\$1,127.71
06-0208	la051697	\$4,406.08	1/10/2007	DA OFFICE	\$440.61
				GENERAL FUND	\$1,057.46
				LAPA	\$44.06
				LOS ANGELES PD	\$2,863.95
06-0212		\$655.10	1/10/2007	CDA	\$6.55
				DA OFFICE	\$65.51
				GENERAL FUND	\$157.22
				LOS ANGELES PD	\$425.82
06-0213		\$940.43	2/27/2007	DA OFFICE	\$94.05



State of California
ASSET FORFEITURE REPORT - 2007

Table 3

Admin Number	Docket Number	Amount Forfeited	Date Disbursed	Recipient	Amount Disbursed
				GENERAL FUND	\$225.70
				LAPA	\$9.41
				LOS ANGELES PD	\$611.27
06-0216		\$3,715.21	3/28/2007		
				DA OFFICE	\$371.51
				GENERAL FUND	\$891.65
				LAPA	\$37.16
				LOS ANGELES PD	\$2,414.89
06-0222		\$513.70	11/7/2007		
				DA OFFICE	\$51.36
				GENERAL FUND	\$123.29
				GLENDALE PD	\$333.91
				LAPA	\$5.14
06-0228		\$3,320.28	2/5/2007		
				DA OFFICE	\$332.02
				GENERAL FUND	\$796.86
				LAPA	\$33.21
				LOS ANGELES PD	\$2,158.19
06-0232		\$2,185.77	3/1/2007		
				DA OFFICE	\$218.59
				GENERAL FUND	\$524.58
				LAPA	\$21.86
				WEST COVINA PD	\$1,420.74
06-0245	BS102270	\$36,581.71	7/19/2007		
				BURBANK PD	\$23,778.11
				DA OFFICE	\$3,658.17
				GENERAL FUND	\$8,779.61
				LAPA	\$365.82
06-0248	BA298127	\$3,338.62	3/1/2007		
				DA OFFICE	\$333.86
				GENERAL FUND	\$801.27
				LAPA	\$33.39
				LOS ANGELES PD	\$2,170.10
06-0251		\$9,523.16	11/14/2007		
				BURBANK PD	\$6,190.05
				DA OFFICE	\$952.32
				GENERAL FUND	\$2,285.56
				LAPA	\$95.23
06-0258	PA051469	\$2,341.34	9/20/2007		
				CDAA	\$23.41
				CHP-SOUTHERN DIV	\$1,521.87
				DA OFFICE	\$234.14
				GENERAL FUND	\$561.92
06-0262	NA065787	\$544.31	2/27/2007		
				DA OFFICE	\$54.44
				GENERAL FUND	\$130.63
				LAPA	\$5.44



State of California
ASSET FORFEITURE REPORT - 2007

Table 3

Admin Number	Docket Number	Amount Forfeited	Date Disbursed	Recipient	Amount Disbursed
06-0266	la051230	\$1,906.48	7/30/2007	LONG BEACH PD	\$353.80
				BURBANK PD	\$1,239.21
				DA OFFICE	\$190.65
				GENERAL FUND	\$457.55
				LAPA	\$19.07
06-0271		\$2,306.12	3/28/2007	BURBANK PD	\$1,498.98
				DA OFFICE	\$230.61
				GENERAL FUND	\$553.47
				LAPA	\$23.06
06-0272		\$6,651.73	3/1/2007	CULVER CITY PD	\$4,323.62
				DA OFFICE	\$665.18
				GENERAL FUND	\$1,596.42
				LAPA	\$66.51
06-0274		\$4,768.79	4/13/2007	DA OFFICE	\$476.88
				GENERAL FUND	\$1,144.51
				LA IMPACT - GROUP 1	\$3,099.71
				LAPA	\$47.69
06-0277		\$3,807.02	3/28/2007	DA OFFICE	\$380.71
				GENERAL FUND	\$913.68
				LAPA	\$38.07
				LOS ANGELES PD	\$2,474.56
06-0281		\$3,600.66	4/13/2007	DA OFFICE	\$360.07
				GENERAL FUND	\$864.16
				LAPA	\$36.01
				LOS ANGELES PD	\$2,340.42
06-0285	VA094004	\$1,459.97	1/10/2007	DA OFFICE	\$146.00
				GENERAL FUND	\$350.39
				LAPA	\$14.60
				LOS ANGELES CO SO	\$948.98
06-0297		\$891.08	2/27/2007	DA OFFICE	\$89.11
				GENERAL FUND	\$213.86
				GLENDALE PD	\$579.20
				LAPA	\$8.91
06-0300		\$547.83	3/1/2007	DA OFFICE	\$54.78
				GENERAL FUND	\$131.48
				LAPA	\$5.48
				LOS ANGELES PD	\$356.09



State of California
ASSET FORFEITURE REPORT - 2007

Table 3

Admin Number	Docket Number	Amount Forfeited	Date Disbursed	Recipient	Amount Disbursed
06-0305		\$670.92	5/7/2007	DA OFFICE	\$67.09
				GENERAL FUND	\$161.02
				LAPA	\$6.71
				LOS ANGELES PD	\$436.10
06-0311	KA074260	\$1,997.21	5/29/2007	DA OFFICE	\$199.71
				GENERAL FUND	\$479.33
				LAPA	\$19.98
				LOS ANGELES CO SO	\$1,298.19
06-0313	BS106254	\$33,368.23	5/7/2007	DA OFFICE	\$3,336.83
				GENERAL FUND	\$8,008.37
				LAPA	\$333.68
				LOS ANGELES PD	\$21,689.35
06-0316	BA299193	\$864.59	6/26/2007	DA OFFICE	\$86.46
				GENERAL FUND	\$207.50
				LAPA	\$8.65
				LOS ANGELES PD	\$561.98
06-0325	BA298942	\$627.70	5/29/2007	DA OFFICE	\$62.77
				GENERAL FUND	\$150.65
				LAPA	\$6.28
				LOS ANGELES PD	\$408.00
06-0331	BS103194	\$57,932.73	1/10/2007	DA OFFICE	\$5,793.26
				GENERAL FUND	\$13,903.86
				LAPA	\$579.33
				LOS ANGELES CO SO	\$37,656.28
06-0335	MA034731	\$1,513.18	7/30/2007	DA OFFICE	\$151.33
				GENERAL FUND	\$363.16
				LAPA	\$15.13
				LOS ANGELES CO SO	\$983.56
06-0339		\$1,104.24	2/27/2007	DA OFFICE	\$110.43
				GENERAL FUND	\$265.02
				LAPA	\$11.04
				LOS ANGELES CO SO	\$717.75
06-0340		\$660.39	3/28/2007	DA OFFICE	\$66.04
				GENERAL FUND	\$158.49
				LAPA	\$6.61
				LOS ANGELES PD	\$429.25
06-0342		\$501.69	7/5/2007	DA OFFICE	\$50.18



State of California
ASSET FORFEITURE REPORT - 2007

Table 3

Admin Number	Docket Number	Amount Forfeited	Date Disbursed	Recipient	Amount Disbursed
				GENERAL FUND	\$120.40
				LAPA	\$5.02
				LOS ANGELES PD	\$326.09
06-0344		\$2,821.67	11/14/2007		
				DA OFFICE	\$282.17
				GENERAL FUND	\$677.20
				LAPA	\$28.22
				LOS ANGELES PD	\$1,834.08
06-0345	BA299573	\$1,416.55	6/8/2007		
				DA OFFICE	\$141.65
				GENERAL FUND	\$339.97
				LAPA	\$14.17
				LOS ANGELES PD	\$920.76
06-0348	BS102448	\$75,704.65	6/19/2007		
				CHP-SOUTHERN DIV	\$49,208.02
				DA OFFICE	\$7,570.46
				GENERAL FUND	\$18,169.12
				LAPA	\$757.05
06-0350		\$559.11	2/27/2007		
				DA OFFICE	\$55.91
				GENERAL FUND	\$134.19
				LAPA	\$5.59
				LOS ANGELES PD	\$363.42
06-0351		\$583.76	1/10/2007		
				DA OFFICE	\$58.37
				GENERAL FUND	\$140.10
				LAPA	\$5.84
				LOS ANGELES PD	\$379.45
06-0358		\$1,204.77	2/5/2007		
				DA OFFICE	\$120.48
				GENERAL FUND	\$289.14
				LAPA	\$12.05
				WHITTIER PD	\$783.10
06-0359	PA054708	\$1,063.64	12/13/2007		
				DA OFFICE	\$106.36
				GENERAL FUND	\$255.27
				LAPA	\$10.64
				LOS ANGELES PD	\$691.37
06-0361	TA083389	\$1,248.65	8/14/2007		
				DA OFFICE	\$124.87
				GENERAL FUND	\$299.67
				LAPA	\$12.49
				LOS ANGELES PD	\$811.62
06-0365		\$545.27	8/14/2007		
				DA OFFICE	\$54.54
				GENERAL FUND	\$130.86
				LAPA	\$5.45



State of California
ASSET FORFEITURE REPORT - 2007

Table 3

Admin Number	Docket Number	Amount Forfeited	Date Disbursed	Recipient	Amount Disbursed
				LOS ANGELES PD	\$354.42
06-0366	MA034804	\$14,830.77	1/10/2007	DA OFFICE	\$1,483.07
				GENERAL FUND	\$3,559.38
				LAPA	\$148.31
				LOS ANGELES CO SO	\$9,640.01
06-0370		\$537.92	6/26/2007	DA OFFICE	\$53.79
				GENERAL FUND	\$129.10
				LAPA	\$5.38
				LOS ANGELES PD	\$349.65
06-0374	PA054737	\$743.71	1/10/2007	DA OFFICE	\$74.37
				GENERAL FUND	\$178.49
				LAPA	\$7.44
				LOS ANGELES PD	\$483.41
06-0379	BS102986	\$37,844.32	3/28/2007	CDA A	\$378.44
				DA OFFICE	\$3,784.43
				GENERAL FUND	\$9,082.64
				HAWTHORNE PD	\$24,598.81
06-0383		\$613.20	8/14/2007	DA OFFICE	\$61.32
				GENERAL FUND	\$147.17
				LAPA	\$6.13
				LOS ANGELES PD	\$398.58
06-0387		\$5,906.33	2/27/2007	DA OFFICE	\$590.63
				GENERAL FUND	\$1,417.52
				LAPA	\$59.07
				LOS ANGELES CO SO	\$3,839.11
06-0391		\$9,946.57	2/27/2007	DA OFFICE	\$994.65
				GENERAL FUND	\$2,387.18
				LAPA	\$99.47
				LOS ANGELES CO SO	\$6,465.27
06-0400		\$3,180.79	6/26/2007	DA OFFICE	\$318.08
				GENERAL FUND	\$763.39
				LAPA	\$31.81
				LOS ANGELES PD	\$2,067.51
06-0402		\$538.40	10/12/2007	DA OFFICE	\$53.83
				GENERAL FUND	\$129.22
				LAPA	\$5.39
				LOS ANGELES PD	\$349.96



State of California
ASSET FORFEITURE REPORT - 2007

Table 3

Admin Number	Docket Number	Amount Forfeited	Date Disbursed	Recipient	Amount Disbursed
06-0404	BA299709	\$385.21	5/18/2007	DA OFFICE	\$38.53
				GENERAL FUND	\$92.45
				LAPA	\$3.85
				LOS ANGELES PD	\$250.38
06-0407	LA052045	\$12,769.00	1/10/2007	CHP-SOUTHERN DIV	\$8,299.84
				DA OFFICE	\$1,276.91
				GENERAL FUND	\$3,064.56
				LAPA	\$127.69
06-0411		\$933.65	2/27/2007	DA OFFICE	\$93.37
				GENERAL FUND	\$224.07
				GLENDALE PD	\$606.87
				LAPA	\$9.34
06-0414		\$4,598.34	8/14/2007	DA OFFICE	\$459.83
				GENERAL FUND	\$1,103.60
				LAPA	\$45.99
				WHITTIER PD	\$2,988.92
06-0418	pa054709	\$3,682.55	3/1/2007	DA OFFICE	\$368.26
				GENERAL FUND	\$883.81
				LAPA	\$36.83
				LOS ANGELES PD	\$2,393.65
06-0421		\$1,939.91	2/27/2007	DA OFFICE	\$193.99
				GENERAL FUND	\$465.58
				LAPA	\$19.40
				LOS ANGELES PD	\$1,260.94
06-0423	BA300635	\$5,428.20	5/18/2007	DA OFFICE	\$542.82
				GENERAL FUND	\$1,302.77
				LAPA	\$54.28
				LOS ANGELES PD	\$3,528.33
06-0424	BA300423	\$1,104.01	1/10/2007	DA OFFICE	\$110.41
				GENERAL FUND	\$264.96
				LAPA	\$11.04
				LOS ANGELES PD	\$717.60
06-0429		\$2,446.12	8/14/2007	DA OFFICE	\$244.61
				GENERAL FUND	\$587.07
				LAPA	\$24.46
				LOS ANGELES PD	\$1,589.98
06-0430	TA084060	\$4,513.24	5/7/2007	DA OFFICE	\$451.33



State of California
ASSET FORFEITURE REPORT - 2007

Table 3

Admin Number	Docket Number	Amount Forfeited	Date Disbursed	Recipient	Amount Disbursed
				GENERAL FUND	\$1,083.18
				LAPA	\$45.13
				LOS ANGELES CO SO	\$2,933.60
06-0431		\$1,535.33	2/27/2007		
				DA OFFICE	\$153.53
				GENERAL FUND	\$368.48
				LAPA	\$15.35
				LOS ANGELES CO SO	\$997.97
06-0432		\$1,238.67	5/7/2007		
				DA OFFICE	\$123.88
				GENERAL FUND	\$297.28
				LAPA	\$12.38
				PASADENA PD	\$805.13
06-0435		\$1,291.32	1/10/2007		
				DA OFFICE	\$129.13
				GENERAL FUND	\$309.92
				LAPA	\$12.91
				WHITTIER PD	\$839.36
06-0441	sa059788	\$3,656.77	1/10/2007		
				DA OFFICE	\$365.68
				GENERAL FUND	\$877.62
				LAPA	\$36.57
				LOS ANGELES PD	\$2,376.90
06-0444	BS103631	\$41,000.73	9/13/2007		
				DA OFFICE	\$4,100.09
				GENERAL FUND	\$9,840.17
				LAPA	\$410.00
				LOS ANGELES PD	\$26,650.47
06-0447	NA069588	\$1,439.85	4/23/2007		
				DA OFFICE	\$143.99
				GENERAL FUND	\$345.56
				LAPA	\$14.40
				LOS ANGELES PD	\$935.90
06-0448		\$1,257.87	2/27/2007		
				DA OFFICE	\$125.79
				GENERAL FUND	\$301.89
				LAPA	\$12.58
				LOS ANGELES PD	\$817.61
06-0450		\$1,367.59	2/27/2007		
				DA OFFICE	\$136.76
				GENERAL FUND	\$328.22
				LAPA	\$13.68
				LOS ANGELES PD	\$888.93
06-0457	BS103633	\$14,626.89	3/28/2007		
				DA OFFICE	\$1,462.70
				GENERAL FUND	\$3,510.45
				LAPA	\$146.27



State of California
ASSET FORFEITURE REPORT - 2007

Table 3

Admin Number	Docket Number	Amount Forfeited	Date Disbursed	Recipient	Amount Disbursed
				LOS ANGELES CO SO	\$9,507.47
06-0460	PA054900	\$865.88	6/19/2007	DA OFFICE	\$86.59
				GENERAL FUND	\$207.81
				LAPA	\$8.66
				LOS ANGELES PD	\$562.82
06-0474		\$1,676.98	6/26/2007	DA OFFICE	\$167.70
				GENERAL FUND	\$402.47
				LAPA	\$16.77
				LOS ANGELES PD	\$1,090.04
06-0476	LA052158	\$1,231.61	2/27/2007	DA OFFICE	\$123.15
				GENERAL FUND	\$295.59
				LAPA	\$12.32
				LOS ANGELES PD	\$800.55
06-0480		\$870.12	3/28/2007	DA OFFICE	\$87.02
				GENERAL FUND	\$208.83
				LAPA	\$8.70
				LOS ANGELES PD	\$565.57
06-0483	BA301096	\$1,469.71	5/7/2007	DA OFFICE	\$146.97
				GENERAL FUND	\$352.73
				LAPA	\$14.70
				LOS ANGELES PD	\$955.31
06-0491	BA301073	\$1,937.99	11/14/2007	DA OFFICE	\$193.80
				GENERAL FUND	\$465.12
				LAPA	\$19.38
				LOS ANGELES PD	\$1,259.69
06-0498		\$1,316.28	6/26/2007	DA OFFICE	\$131.63
				GENERAL FUND	\$315.91
				LAPA	\$13.16
				LOS ANGELES PD	\$855.58
06-0501	BA297365	\$680.86	2/27/2007	DA OFFICE	\$68.09
				GENERAL FUND	\$163.40
				LAPA	\$6.81
				LOS ANGELES PD	\$442.56
06-0502		\$808.33	5/18/2007	DA OFFICE	\$80.84
				GENERAL FUND	\$194.00
				LAPA	\$8.08
				LOS ANGELES PD	\$525.41



State of California
ASSET FORFEITURE REPORT - 2007

Table 3

Admin Number	Docket Number	Amount Forfeited	Date Disbursed	Recipient	Amount Disbursed
06-0503	NA069833	\$1,074.33	1/10/2007	DA OFFICE	\$107.44
				GENERAL FUND	\$257.84
				LAPA	\$10.74
				LOS ANGELES PD	\$698.31
06-0507		\$813.85	8/14/2007	DA OFFICE	\$81.39
				GENERAL FUND	\$195.32
				HAWTHORNE PD	\$529.00
				LAPA	\$8.14
06-0508		\$6,011.72	2/27/2007	DA OFFICE	\$601.17
				GENERAL FUND	\$1,442.81
				LAPA	\$60.12
				LOS ANGELES CO SO	\$3,907.62
06-0511		\$11,995.62	8/14/2007	DA OFFICE	\$1,199.56
				GENERAL FUND	\$2,878.95
				HAWTHORNE PD	\$7,797.15
				LAPA	\$119.96
06-0513		\$17,336.39	1/10/2007	BEVERLY HILLS PD	\$11,268.66
				DA OFFICE	\$1,733.63
				GENERAL FUND	\$4,160.73
				LAPA	\$173.37
06-0514		\$3,440.51	11/7/2007	DA OFFICE	\$344.05
				GENERAL FUND	\$825.72
				LAPA	\$34.41
				LOS ANGELES PD	\$2,236.33
06-0517	BS104161	\$1,990.34	7/5/2007	DA OFFICE	\$199.04
				GENERAL FUND	\$477.68
				HAWTHORNE PD	\$1,293.72
				LAPA	\$19.90
06-0519		\$930.00	2/27/2007	DA OFFICE	\$93.00
				GENERAL FUND	\$223.20
				LAPA	\$9.30
				LOS ANGELES PD	\$604.50
06-0521	BA301651	\$961.66	5/7/2007	DA OFFICE	\$96.16
				GENERAL FUND	\$230.80
				LAPA	\$9.62
				LOS ANGELES PD	\$625.08
06-0522		\$900.16	3/1/2007	DA OFFICE	\$90.02



State of California
ASSET FORFEITURE REPORT - 2007

Table 3

Admin Number	Docket Number	Amount Forfeited	Date Disbursed	Recipient	Amount Disbursed
				GENERAL FUND	\$216.04
				LAPA	\$9.00
				LOS ANGELES PD	\$585.10
06-0523		\$1,055.50	3/1/2007		
				DA OFFICE	\$105.55
				GENERAL FUND	\$253.32
				LAPA	\$10.56
				LOS ANGELES PD	\$686.07
06-0524	BS103770	\$29,638.27	1/10/2007		
				DA OFFICE	\$2,963.82
				GENERAL FUND	\$7,113.19
				LA IMPACT - GROUP 1	\$19,264.88
				LAPA	\$296.38
06-0527		\$10,217.90	1/10/2007		
				DA OFFICE	\$1,021.79
				GENERAL FUND	\$2,452.30
				LAPA	\$102.18
				POMONA PD	\$6,641.63
06-0528		\$740.78	3/28/2007		
				DA OFFICE	\$74.08
				GENERAL FUND	\$177.79
				LAPA	\$7.41
				LOS ANGELES PD	\$481.50
06-0529		\$764.51	1/10/2007		
				AZUSA PD	\$496.93
				DA OFFICE	\$76.45
				GENERAL FUND	\$183.48
				LAPA	\$7.65
06-0534		\$687.57	12/13/2007		
				DA OFFICE	\$68.75
				GENERAL FUND	\$165.02
				LAPA	\$6.88
				LOS ANGELES PD	\$446.92
06-0535	YA062080	\$883.61	4/13/2007		
				DA OFFICE	\$88.37
				GENERAL FUND	\$212.06
				LAPA	\$8.84
				LOS ANGELES PD	\$574.34
06-0536		\$5,197.87	8/14/2007		
				DA OFFICE	\$519.78
				GENERAL FUND	\$1,247.49
				LAPA	\$51.98
				LOS ANGELES CO SO	\$3,378.62
06-0541		\$16,069.40	1/10/2007		
				DA OFFICE	\$1,606.94
				GARDENA PD	\$10,445.11
				GENERAL FUND	\$3,856.65



State of California
ASSET FORFEITURE REPORT - 2007

Table 3

Admin Number	Docket Number	Amount Forfeited	Date Disbursed	Recipient	Amount Disbursed
				LAPA	\$160.70
06-0542	BA302124	\$5,224.77	7/16/2007	DA OFFICE	\$522.48
				GENERAL FUND	\$1,253.94
				LAPA	\$52.25
				LOS ANGELES PD	\$3,396.10
06-0543		\$1,666.81	2/5/2007	DA OFFICE	\$166.68
				GENERAL FUND	\$400.03
				LAPA	\$16.67
				LOS ANGELES PD	\$1,083.43
06-0544	TA084363	\$4,011.02	2/5/2007	DA OFFICE	\$401.11
				GENERAL FUND	\$962.64
				LAPA	\$40.11
				LOS ANGELES PD	\$2,607.16
06-0546	BS103628	\$34,704.46	10/12/2007	DA OFFICE	\$3,470.45
				GENERAL FUND	\$8,329.07
				LAPA	\$347.04
				LOS ANGELES PD	\$22,557.90
06-0550		\$1,448.78	12/13/2007	DA OFFICE	\$144.87
				GENERAL FUND	\$347.71
				LAPA	\$14.49
				MONTEBELLO PD	\$941.71
06-0551		\$628.13	1/10/2007	DA OFFICE	\$62.82
				GENERAL FUND	\$150.75
				LAPA	\$6.28
				MONTEBELLO PD	\$408.28
06-0552		\$782.57	5/7/2007	DA OFFICE	\$78.25
				GENERAL FUND	\$187.82
				LAPA	\$7.83
				MONTEBELLO PD	\$508.67
06-0557	SA060137	\$1,960.22	7/16/2007	CULVER CITY PD	\$1,274.14
				DA OFFICE	\$196.03
				GENERAL FUND	\$470.45
				LAPA	\$19.60
06-0558		\$936.75	11/14/2007	BEVERLY HILLS PD	\$608.89
				DA OFFICE	\$93.67
				GENERAL FUND	\$224.82
				LAPA	\$9.37



State of California
ASSET FORFEITURE REPORT - 2007

Table 3

Admin Number	Docket Number	Amount Forfeited	Date Disbursed	Recipient	Amount Disbursed
06-0561	TA084551	\$18,319.48	12/13/2007	DA OFFICE	\$1,831.94
				GENERAL FUND	\$4,396.67
				LAPA	\$183.20
				LOS ANGELES CO SO	\$11,907.67
06-0567		\$1,272.10	8/14/2007	DA OFFICE	\$127.21
				GENERAL FUND	\$305.30
				LAPA	\$12.72
				LOS ANGELES PD	\$826.87
06-0570		\$485.40	3/1/2007	DA OFFICE	\$48.53
				GENERAL FUND	\$116.50
				LAPA	\$4.86
				LOS ANGELES PD	\$315.51
06-0572		\$513.78	3/28/2007	DA OFFICE	\$51.37
				GENERAL FUND	\$123.31
				LAPA	\$5.14
				LOS ANGELES PD	\$333.96
06-0574		\$483.56	2/27/2007	DA OFFICE	\$48.36
				GENERAL FUND	\$116.05
				LAPA	\$4.84
				LOS ANGELES PD	\$314.31
06-0575	GA055827	\$3,622.34	1/10/2007	DA OFFICE	\$362.23
				GENERAL FUND	\$869.36
				LAPA	\$36.23
				LOS ANGELES PD	\$2,354.52
06-0577		\$7,033.26	3/28/2007	DA OFFICE	\$703.33
				GENERAL FUND	\$1,687.98
				LAPA	\$70.33
				LOS ANGELES CO SO	\$4,571.62
06-0578		\$1,459.23	6/19/2007	DA OFFICE	\$145.93
				GENERAL FUND	\$350.21
				LAPA	\$14.59
				LOS ANGELES PD	\$948.50
06-0579		\$2,463.55	2/27/2007	DA OFFICE	\$246.36
				GENERAL FUND	\$591.25
				LAPA	\$24.64
				LOS ANGELES PD	\$1,601.30
06-0581		\$1,277.94	3/28/2007	DA OFFICE	\$127.80



State of California
ASSET FORFEITURE REPORT - 2007

Table 3

Admin Number	Docket Number	Amount Forfeited	Date Disbursed	Recipient	Amount Disbursed
				GENERAL FUND	\$306.70
				LAPA	\$12.78
				LOS ANGELES PD	\$830.66
06-0583		\$888.91	11/14/2007	DA OFFICE	\$88.89
				GENERAL FUND	\$213.34
				LAPA	\$8.89
				REDONDO BEACH PD	\$577.79
06-0585		\$2,025.98	6/8/2007	DA OFFICE	\$202.61
				GENERAL FUND	\$486.23
				LAPA	\$20.26
				LOS ANGELES PD	\$1,316.88
06-0586		\$759.28	8/14/2007	DA OFFICE	\$75.93
				GENERAL FUND	\$182.23
				LAPA	\$7.59
				LOS ANGELES PD	\$493.53
06-0587		\$23,256.45	5/7/2007	DA OFFICE	\$2,325.65
				GENERAL FUND	\$5,581.54
				LAPA	\$232.57
				LOS ANGELES PD	\$15,116.69
06-0588	BA302682	\$918.10	11/14/2007	DA OFFICE	\$91.81
				GENERAL FUND	\$220.34
				LAPA	\$9.18
				LOS ANGELES PD	\$596.77
06-0589		\$9,601.91	3/1/2007	DA OFFICE	\$960.19
				GENERAL FUND	\$2,304.46
				LAPA	\$96.02
				LOS ANGELES PD	\$6,241.24
06-0591		\$1,754.30	3/28/2007	DA OFFICE	\$175.43
				GENERAL FUND	\$421.03
				LAPA	\$17.54
				MONTEBELLO PD	\$1,140.30
06-0593		\$1,003.81	1/10/2007	BEVERLY HILLS PD	\$652.47
				DA OFFICE	\$100.39
				GENERAL FUND	\$240.91
				LAPA	\$10.04
06-0595	BA302830	\$1,023.46	10/24/2007	DA OFFICE	\$102.34
				GENERAL FUND	\$245.63
				LAPA	\$10.24



State of California
ASSET FORFEITURE REPORT - 2007

Table 3

Admin Number	Docket Number	Amount Forfeited	Date Disbursed	Recipient	Amount Disbursed
06-0596		\$2,122.10	5/7/2007	LOS ANGELES PD	\$665.25
				DA OFFICE	\$212.22
				GENERAL FUND	\$509.30
				LAPA	\$21.22
06-0600	BA302912	\$1,000.19	11/14/2007	LOS ANGELES PD	\$1,379.36
				DA OFFICE	\$100.02
				GENERAL FUND	\$240.05
				LAPA	\$10.00
06-0601		\$699.22	2/27/2007	LOS ANGELES PD	\$650.12
				DA OFFICE	\$69.93
				GENERAL FUND	\$167.81
				LAPA	\$6.99
06-0602	BA302697	\$1,238.84	7/30/2007	LOS ANGELES PD	\$454.49
				DA OFFICE	\$123.89
				GENERAL FUND	\$297.32
				LAPA	\$12.39
06-0604		\$1,940.65	2/27/2007	LOS ANGELES PD	\$805.24
				DA OFFICE	\$194.06
				GENERAL FUND	\$465.76
				LAPA	\$19.40
06-0611		\$513.71	3/1/2007	LOS ANGELES PD	\$1,261.43
				DA OFFICE	\$51.37
				GENERAL FUND	\$123.29
				LAPA	\$5.14
06-0613	PA055304	\$3,367.80	1/10/2007	LOS ANGELES PD	\$333.91
				DA OFFICE	\$336.78
				GENERAL FUND	\$808.27
				LAPA	\$33.68
06-0614		\$958.48	5/7/2007	LOS ANGELES PD	\$2,189.07
				DA OFFICE	\$95.85
				GENERAL FUND	\$230.03
				LAPA	\$9.59
06-0615		\$3,994.94	3/1/2007	LOS ANGELES PD	\$623.01
				DA OFFICE	\$399.50
				GENERAL FUND	\$958.78
				LAPA	\$39.95
				LOS ANGELES PD	\$2,596.71



State of California
ASSET FORFEITURE REPORT - 2007

Table 3

Admin Number	Docket Number	Amount Forfeited	Date Disbursed	Recipient	Amount Disbursed
06-0616		\$548.87	3/1/2007	DA OFFICE	\$54.88
				GENERAL FUND	\$131.73
				LAPA	\$5.49
				LOS ANGELES PD	\$356.77
06-0617	BA302883	\$3,546.45	8/30/2007	DA OFFICE	\$354.64
				GENERAL FUND	\$851.15
				LAPA	\$35.47
				LOS ANGELES CO SO	\$2,305.19
06-0619	TA084737	\$532.95	6/8/2007	DA OFFICE	\$53.29
				GENERAL FUND	\$127.91
				LAPA	\$5.33
				LOS ANGELES PD	\$346.42
06-0620		\$1,473.32	3/14/2007	DA OFFICE	\$147.35
				GENERAL FUND	\$353.59
				LAPA	\$14.73
				LOS ANGELES PD	\$957.65
06-0622		\$866.55	1/10/2007	DA OFFICE	\$86.65
				GENERAL FUND	\$207.97
				LAPA	\$8.67
				MONTEBELLO PD	\$563.26
06-0623	BA299411	\$10,200.51	1/10/2007	DA OFFICE	\$1,020.05
				GENERAL FUND	\$2,448.12
				LAPA	\$102.01
				MONTEBELLO PD	\$6,630.33
06-0624		\$550.18	5/7/2007	DA OFFICE	\$55.03
				GENERAL FUND	\$132.04
				LAPA	\$5.50
				POMONA PD	\$357.61
06-0626		\$9,508.58	2/27/2007	DA OFFICE	\$950.86
				GENERAL FUND	\$2,282.06
				LAPA	\$95.09
				LOS ANGELES PD	\$6,180.57
06-0630		\$3,224.93	6/26/2007	DA OFFICE	\$322.50
				GENERAL FUND	\$773.98
				LAPA	\$32.25
				LOS ANGELES PD	\$2,096.20
06-0631		\$478.34	3/28/2007	DA OFFICE	\$47.84



State of California
ASSET FORFEITURE REPORT - 2007

Table 3

Admin Number	Docket Number	Amount Forfeited	Date Disbursed	Recipient	Amount Disbursed
				GENERAL FUND	\$114.80
				LAPA	\$4.78
				LOS ANGELES PD	\$310.92
06-0632		\$1,596.80	11/7/2007		
				DA OFFICE	\$159.68
				GENERAL FUND	\$383.23
				LAPA	\$15.97
				LOS ANGELES PD	\$1,037.92
06-0633	BA303465	\$3,347.41	2/27/2007		
				DA OFFICE	\$334.73
				GENERAL FUND	\$803.38
				LAPA	\$33.48
				LOS ANGELES PD	\$2,175.82
06-0634		\$827.69	2/27/2007		
				DA OFFICE	\$82.78
				GENERAL FUND	\$198.64
				LAPA	\$8.28
				LOS ANGELES PD	\$537.99
06-0636		\$610.22	6/8/2007		
				DA OFFICE	\$61.03
				GENERAL FUND	\$146.45
				GLENDALE PD	\$396.64
				LAPA	\$6.10
06-0638		\$1,090.62	3/14/2007		
				DA OFFICE	\$109.05
				GENERAL FUND	\$261.75
				LAPA	\$10.91
				LOS ANGELES PD	\$708.91
06-0641	LA052609	\$606.69	1/22/2007		
				DA OFFICE	\$60.68
				GENERAL FUND	\$145.60
				LAPA	\$6.07
				LOS ANGELES PD	\$394.34
06-0642		\$918.53	8/14/2007		
				CHP-SOUTHERN DIV	\$597.04
				DA OFFICE	\$91.85
				GENERAL FUND	\$220.45
				LAPA	\$9.19
06-0643		\$932.19	2/27/2007		
				DA OFFICE	\$93.22
				GENERAL FUND	\$223.73
				LAPA	\$9.32
				LOS ANGELES PD	\$605.92
06-0644		\$606.34	6/8/2007		
				DA OFFICE	\$60.64
				GENERAL FUND	\$145.52
				LAPA	\$6.06



State of California
ASSET FORFEITURE REPORT - 2007

Table 3

Admin Number	Docket Number	Amount Forfeited	Date Disbursed	Recipient	Amount Disbursed
				LOS ANGELES PD	\$394.12
06-0647		\$5,144.73	11/7/2007	AZUSA PD	\$3,344.07
				DA OFFICE	\$514.47
				GENERAL FUND	\$1,234.74
				LAPA	\$51.45
06-0649		\$512.59	3/28/2007	DA OFFICE	\$51.25
				GENERAL FUND	\$123.03
				LAPA	\$5.13
				LOS ANGELES PD	\$333.18
06-0653		\$1,314.31	3/28/2007	DA OFFICE	\$131.44
				GENERAL FUND	\$315.43
				LAPA	\$13.14
				LOS ANGELES PD	\$854.30
06-0654		\$1,417.39	2/27/2007	DA OFFICE	\$141.74
				GENERAL FUND	\$340.17
				LAPA	\$14.18
				LOS ANGELES PD	\$921.30
06-0655		\$710.87	2/27/2007	DA OFFICE	\$71.08
				GENERAL FUND	\$170.61
				LAPA	\$7.11
				LOS ANGELES PD	\$462.07
06-0659		\$1,053.24	2/27/2007	DA OFFICE	\$105.33
				GENERAL FUND	\$252.78
				LAPA	\$10.53
				LOS ANGELES PD	\$684.60
06-0660		\$573.09	2/27/2007	DA OFFICE	\$57.31
				GENERAL FUND	\$137.54
				LAPA	\$5.73
				LOS ANGELES PD	\$372.51
06-0661	BA303351	\$1,384.93	2/27/2007	DA OFFICE	\$138.50
				GENERAL FUND	\$332.38
				LAPA	\$13.85
				LOS ANGELES PD	\$900.20
06-0663		\$1,829.16	11/7/2007	DA OFFICE	\$182.92
				GENERAL FUND	\$439.00
				LAPA	\$18.29
				LOS ANGELES PD	\$1,188.95



State of California
ASSET FORFEITURE REPORT - 2007

Table 3

Admin Number	Docket Number	Amount Forfeited	Date Disbursed	Recipient	Amount Disbursed
06-0664	MA035182	\$12,975.12	9/20/2007	DA OFFICE	\$1,297.51
				GENERAL FUND	\$3,114.03
				LAPA	\$129.75
				LOS ANGELES CO SO	\$8,433.83
06-0666		\$2,477.99	3/28/2007	DA OFFICE	\$247.80
				GENERAL FUND	\$594.72
				LAPA	\$24.78
				LOS ANGELES PD	\$1,610.69
06-0668		\$656.43	11/7/2007	DA OFFICE	\$65.64
				GENERAL FUND	\$157.54
				LAPA	\$6.57
				LOS ANGELES PD	\$426.68
06-0669		\$10,382.89	2/5/2007	CA DOJ-BNE ORANGE	\$6,748.87
				DA OFFICE	\$1,038.30
				GENERAL FUND	\$2,491.89
				LAPA	\$103.83
06-0671	BS104892	\$116,367.16	2/5/2007	DA OFFICE	\$11,636.72
				GENERAL FUND	\$27,928.12
				LAPA	\$1,163.67
				LOS ANGELES CO SO	\$75,638.65
06-0672		\$18,416.32	7/5/2007	DA OFFICE	\$1,841.63
				GENERAL FUND	\$4,419.91
				HAWTHORNE PD	\$11,970.61
				LAPA	\$184.17
06-0673		\$19,511.23	2/27/2007	DA OFFICE	\$1,951.12
				GENERAL FUND	\$4,682.70
				LAPA	\$195.11
				LOS ANGELES CO SO	\$12,682.30
06-0675	BA303464	\$2,153.25	1/10/2007	DA OFFICE	\$215.33
				GENERAL FUND	\$516.78
				LAPA	\$21.53
				LOS ANGELES PD	\$1,399.61
06-0676		\$4,609.70	2/5/2007	CA DOJ-BNE ORANGE	\$2,996.31
				DA OFFICE	\$460.96
				GENERAL FUND	\$1,106.33
				LAPA	\$46.10
06-0678	BA303709	\$2,145.72	6/8/2007	DA OFFICE	\$214.57



State of California
ASSET FORFEITURE REPORT - 2007

Table 3

Admin Number	Docket Number	Amount Forfeited	Date Disbursed	Recipient	Amount Disbursed
				GENERAL FUND	\$514.97
				LAPA	\$21.46
				LOS ANGELES PD	\$1,394.72
06-0679		\$614.75	2/27/2007		
				DA OFFICE	\$61.47
				GENERAL FUND	\$147.54
				LAPA	\$6.15
				LOS ANGELES PD	\$399.59
06-0681		\$1,349.27	1/10/2007		
				DA OFFICE	\$134.94
				GENERAL FUND	\$323.82
				LAPA	\$13.49
				WHITTIER PD	\$877.02
06-0682	SA060534	\$480.28	4/13/2007		
				DA OFFICE	\$48.03
				GENERAL FUND	\$115.27
				LAPA	\$4.80
				LOS ANGELES PD	\$312.18
06-0684		\$737.04	11/7/2007		
				DA OFFICE	\$73.71
				GENERAL FUND	\$176.89
				LAPA	\$7.37
				LOS ANGELES PD	\$479.07
06-0686		\$6,209.45	3/1/2007		
				DA OFFICE	\$620.94
				GENERAL FUND	\$1,490.27
				LAPA	\$62.10
				LOS ANGELES PD	\$4,036.14
06-0687	BA303789	\$2,284.66	8/14/2007		
				DA OFFICE	\$228.46
				GENERAL FUND	\$548.32
				LAPA	\$22.85
				LOS ANGELES PD	\$1,485.03
06-0688		\$918.14	11/7/2007		
				DA OFFICE	\$91.82
				GENERAL FUND	\$220.35
				LAPA	\$9.18
				LOS ANGELES PD	\$596.79
06-0691	BA303762	\$552.35	1/10/2007		
				DA OFFICE	\$55.23
				GENERAL FUND	\$132.57
				LAPA	\$5.52
				LOS ANGELES PD	\$359.03
06-0694		\$521.95	7/5/2007		
				DA OFFICE	\$52.20
				GENERAL FUND	\$125.27
				LAPA	\$5.22



State of California
ASSET FORFEITURE REPORT - 2007

Table 3

Admin Number	Docket Number	Amount Forfeited	Date Disbursed	Recipient	Amount Disbursed
06-0695		\$3,026.90	3/1/2007	LOS ANGELES PD	\$339.26
				DA OFFICE	\$302.68
				GENERAL FUND	\$726.46
				LAPA	\$30.27
06-0697		\$1,925.57	3/1/2007	LOS ANGELES PD	\$1,967.49
				DA OFFICE	\$192.56
				GENERAL FUND	\$462.13
				LAPA	\$19.26
06-0700		\$1,001.71	1/10/2007	LOS ANGELES PD	\$1,251.62
				DA OFFICE	\$100.17
				GENERAL FUND	\$240.41
				LAPA	\$10.02
06-0702		\$572.97	1/10/2007	LOS ANGELES PD	\$651.11
				DA OFFICE	\$57.30
				GENERAL FUND	\$137.51
				LAPA	\$5.73
06-0703	BA304363	\$4,686.10	6/26/2007	LOS ANGELES PD	\$372.43
				DA OFFICE	\$468.62
				GENERAL FUND	\$1,124.66
				LAPA	\$46.86
06-0706		\$913.46	2/27/2007	LOS ANGELES PD	\$3,045.96
				DA OFFICE	\$91.34
				GENERAL FUND	\$219.23
				LAPA	\$9.14
06-0708		\$602.29	2/27/2007	LOS ANGELES PD	\$593.75
				DA OFFICE	\$60.23
				GENERAL FUND	\$144.55
				LAPA	\$6.02
06-0710	PA055490	\$721.45	5/7/2007	LOS ANGELES PD	\$391.49
				DA OFFICE	\$72.14
				GENERAL FUND	\$173.15
				LAPA	\$7.22
06-0711	KA075388	\$470.28	3/28/2007	LOS ANGELES PD	\$468.94
				DA OFFICE	\$47.02
				GENERAL FUND	\$112.87
				LAPA	\$4.71
				POMONA PD	\$305.68



State of California
ASSET FORFEITURE REPORT - 2007

Table 3

Admin Number	Docket Number	Amount Forfeited	Date Disbursed	Recipient	Amount Disbursed
06-0712	SA060587	\$490.64	5/29/2007	DA OFFICE	\$49.07
				GENERAL FUND	\$117.75
				LAPA	\$4.91
				LOS ANGELES PD	\$318.91
06-0713		\$2,375.24	5/7/2007	BEVERLY HILLS PD	\$1,543.90
				DA OFFICE	\$237.53
				GENERAL FUND	\$570.06
				LAPA	\$23.75
06-0714		\$670.90	11/14/2007	CULVER CITY PD	\$436.08
				DA OFFICE	\$67.09
				GENERAL FUND	\$161.02
				LAPA	\$6.71
06-0715		\$1,651.99	11/14/2007	DA OFFICE	\$165.20
				GENERAL FUND	\$396.48
				LAPA	\$16.52
				LOS ANGELES PD	\$1,073.79
06-0716		\$5,320.66	11/14/2007	DA OFFICE	\$532.07
				GENERAL FUND	\$1,276.96
				LAPA	\$53.21
				LOS ANGELES PD	\$3,458.42
06-0720		\$4,230.69	2/5/2007	DA OFFICE	\$423.06
				GENERAL FUND	\$1,015.37
				LAPA	\$42.31
				SOUTH GATE PD	\$2,749.95
06-0722		\$11,849.41	9/13/2007	DA OFFICE	\$1,184.95
				GENERAL FUND	\$2,843.86
				LAPA	\$118.49
				PASADENA PD	\$7,702.11
06-0724	BA304701	\$502.72	5/7/2007	DA OFFICE	\$50.27
				GENERAL FUND	\$120.65
				LAPA	\$5.03
				LOS ANGELES PD	\$326.77
06-0725		\$389.23	7/30/2007	DA OFFICE	\$38.93
				GENERAL FUND	\$93.41
				LAPA	\$3.89
				LOS ANGELES PD	\$253.00
06-0729	LA052697	\$657.10	8/14/2007	DA OFFICE	\$65.72



State of California
ASSET FORFEITURE REPORT - 2007

Table 3

Admin Number	Docket Number	Amount Forfeited	Date Disbursed	Recipient	Amount Disbursed
				GENERAL FUND	\$157.70
				LAPA	\$6.57
				LOS ANGELES PD	\$427.11
06-0730	YA065360	\$1,257.40	5/7/2007	DA OFFICE	\$125.73
				GENERAL FUND	\$301.78
				LAPA	\$12.58
				LOS ANGELES CO SO	\$817.31
06-0731		\$3,476.28	2/27/2007	DA OFFICE	\$347.63
				GENERAL FUND	\$834.31
				LAPA	\$34.76
				LOS ANGELES CO SO	\$2,259.58
06-0732		\$1,067.50	3/28/2007	DA OFFICE	\$106.74
				GENERAL FUND	\$256.20
				LAPA	\$10.68
				LOS ANGELES PD	\$693.88
06-0733		\$3,129.81	1/10/2007	DA OFFICE	\$312.98
				GENERAL FUND	\$751.16
				LAPA	\$31.29
				LOS ANGELES PD	\$2,034.38
06-0736		\$4,068.84	1/10/2007	DA OFFICE	\$406.89
				GENERAL FUND	\$976.52
				LAPA	\$40.69
				LOS ANGELES PD	\$2,644.74
06-0737		\$6,604.14	11/7/2007	DA OFFICE	\$660.42
				GENERAL FUND	\$1,584.99
				LAPA	\$66.04
				LOS ANGELES PD	\$4,292.69
06-0740	LA052733	\$889.46	7/16/2007	DA OFFICE	\$88.94
				GENERAL FUND	\$213.47
				LAPA	\$8.90
				LOS ANGELES PD	\$578.15
06-0741		\$2,736.95	1/10/2007	DA OFFICE	\$273.69
				GENERAL FUND	\$656.87
				LAPA	\$27.37
				LOS ANGELES PD	\$1,779.02
06-0743		\$5,292.41	4/13/2007	DA OFFICE	\$529.23
				GENERAL FUND	\$1,270.18
				GLENDALE PD	\$3,440.07



State of California
ASSET FORFEITURE REPORT - 2007

Table 3

Admin Number	Docket Number	Amount Forfeited	Date Disbursed	Recipient	Amount Disbursed
				LAPA	\$52.93
06-0746		\$584.68	3/28/2007	DA OFFICE	\$58.47
				GENERAL FUND	\$140.32
				LAPA	\$5.85
				LOS ANGELES PD	\$380.04
06-0747		\$658.59	4/13/2007	DA OFFICE	\$65.86
				GENERAL FUND	\$158.06
				LAPA	\$6.59
				LOS ANGELES PD	\$428.08
06-0749		\$503.65	5/7/2007	DA OFFICE	\$50.36
				GENERAL FUND	\$120.88
				LAPA	\$5.04
				LOS ANGELES PD	\$327.37
06-0750		\$6,447.44	12/13/2007	DA OFFICE	\$644.75
				GENERAL FUND	\$1,547.39
				HAWTHORNE PD	\$4,190.83
				LAPA	\$64.47
06-0752		\$20,663.91	2/5/2007	DA OFFICE	\$2,066.39
				GENERAL FUND	\$4,959.34
				HAWTHORNE PD	\$13,431.54
				LAPA	\$206.64
06-0753		\$6,157.13	2/5/2007	DA OFFICE	\$615.72
				GENERAL FUND	\$1,477.71
				LAPA	\$61.57
				LOS ANGELES CO SO	\$4,002.13
06-0754		\$8,288.34	1/10/2007	DA OFFICE	\$828.84
				GENERAL FUND	\$1,989.20
				LAPA	\$82.88
				SANTA MONICA PD	\$5,387.42
06-0755	bs105322	\$14,544.86	5/7/2007	DA OFFICE	\$1,454.48
				GENERAL FUND	\$3,490.77
				HAWTHORNE PD	\$9,454.16
				LAPA	\$145.45
06-0759		\$494.97	4/13/2007	DA OFFICE	\$49.50
				GENERAL FUND	\$118.79
				LAPA	\$4.95
				LOS ANGELES PD	\$321.73



State of California
ASSET FORFEITURE REPORT - 2007

Table 3

Admin Number	Docket Number	Amount Forfeited	Date Disbursed	Recipient	Amount Disbursed
06-0760		\$2,879.30	2/27/2007	DA OFFICE	\$287.94
				GENERAL FUND	\$691.03
				LAPA	\$28.79
				LOS ANGELES CO SO	\$1,871.54
06-0763		\$23,945.81	2/27/2007	DA OFFICE	\$2,394.59
				GENERAL FUND	\$5,746.99
				LAPA	\$239.46
				LOS ANGELES PD	\$15,564.77
06-0765		\$400.57	10/24/2007	DA OFFICE	\$40.06
				GENERAL FUND	\$96.14
				LAPA	\$4.00
				LOS ANGELES PD	\$260.37
06-0769		\$2,373.65	3/1/2007	DA OFFICE	\$237.36
				GENERAL FUND	\$569.68
				LAPA	\$23.74
				LOS ANGELES PD	\$1,542.87
06-0772		\$1,051.38	1/10/2007	DA OFFICE	\$105.15
				GENERAL FUND	\$252.33
				LAPA	\$10.51
				LOS ANGELES PD	\$683.39
06-0773	PA056107	\$486.51	3/28/2007	DA OFFICE	\$48.65
				GENERAL FUND	\$116.76
				LAPA	\$4.87
				LOS ANGELES PD	\$316.23
06-0774		\$791.57	3/1/2007	DA OFFICE	\$79.16
				GENERAL FUND	\$189.97
				LAPA	\$7.92
				LOS ANGELES PD	\$514.52
06-0776		\$485.46	3/28/2007	DA OFFICE	\$48.54
				GENERAL FUND	\$116.51
				GLENDALE PD	\$315.55
				LAPA	\$4.86
06-0778		\$4,293.90	3/1/2007	DA OFFICE	\$429.40
				GENERAL FUND	\$1,030.53
				GLENDALE PD	\$2,791.03
				LAPA	\$42.94
06-0779		\$7,174.69	9/13/2007	DA OFFICE	\$717.48



State of California
ASSET FORFEITURE REPORT - 2007

Table 3

Admin Number	Docket Number	Amount Forfeited	Date Disbursed	Recipient	Amount Disbursed
				GENERAL FUND	\$1,721.92
				LAPA	\$71.75
				LOS ANGELES CO SO	\$4,663.54
06-0781		\$8,494.72	2/27/2007		
				DA OFFICE	\$849.47
				GENERAL FUND	\$2,038.73
				LAPA	\$84.95
				LONG BEACH PD	\$5,521.57
06-0782	BA305095	\$3,307.59	1/10/2007		
				DA OFFICE	\$330.76
				GENERAL FUND	\$793.82
				LAPA	\$33.08
				LOS ANGELES PD	\$2,149.93
06-0783	BA305236	\$934.53	3/14/2007		
				DA OFFICE	\$93.45
				GENERAL FUND	\$224.29
				LAPA	\$9.35
				LOS ANGELES PD	\$607.44
06-0784	BA305719	\$512.58	6/8/2007		
				DA OFFICE	\$51.25
				GENERAL FUND	\$123.02
				LAPA	\$5.13
				LOS ANGELES PD	\$333.18
06-0786		\$8,821.50	3/1/2007		
				DA OFFICE	\$882.15
				GENERAL FUND	\$2,117.16
				LAPA	\$88.22
				LOS ANGELES CO SO	\$5,733.97
06-0787		\$584.12	1/10/2007		
				DA OFFICE	\$58.41
				GENERAL FUND	\$140.19
				LAPA	\$5.84
				LOS ANGELES PD	\$379.68
06-0788	YA065504	\$3,323.51	2/27/2007		
				DA OFFICE	\$332.35
				GENERAL FUND	\$797.64
				LAPA	\$33.24
				LOS ANGELES CO SO	\$2,160.28
06-0789		\$8,721.76	2/27/2007		
				DA OFFICE	\$872.18
				GENERAL FUND	\$2,093.22
				LAPA	\$87.22
				LOS ANGELES PD	\$5,669.14
06-0790	BA305609	\$4,497.74	8/14/2007		
				DA OFFICE	\$449.77
				GENERAL FUND	\$1,079.46
				LAPA	\$44.98



State of California
ASSET FORFEITURE REPORT - 2007

Table 3

Admin Number	Docket Number	Amount Forfeited	Date Disbursed	Recipient	Amount Disbursed
06-0791	TA085638	\$1,417.49	8/14/2007	LOS ANGELES PD	\$2,923.53
				DA OFFICE	\$141.75
				GENERAL FUND	\$340.20
				LAPA	\$14.18
				LOS ANGELES PD	\$921.36
06-0792		\$3,779.14	11/7/2007	DA OFFICE	\$377.90
				GENERAL FUND	\$907.00
				LAPA	\$37.79
				LOS ANGELES PD	\$2,456.45
06-0793		\$867.47	3/28/2007	DA OFFICE	\$86.75
				GENERAL FUND	\$208.19
				LAPA	\$8.68
				LOS ANGELES PD	\$563.85
06-0797	BS104506	\$94,354.91	10/12/2007	DA OFFICE	\$9,435.49
				GENERAL FUND	\$22,645.18
				LAPA	\$943.55
				LOS ANGELES PD	\$61,330.69
06-0798	BS105133	\$62,537.49	2/27/2007	BEVERLY HILLS PD	\$40,649.37
				DA OFFICE	\$6,253.75
				GENERAL FUND	\$15,009.00
				LAPA	\$625.37
06-0801		\$734.27	3/28/2007	DA OFFICE	\$73.44
				GENERAL FUND	\$176.22
				LAPA	\$7.34
				LOS ANGELES PD	\$477.27
06-0803	YA064735	\$1,890.15	2/27/2007	DA OFFICE	\$189.01
				GARDENA PD	\$1,228.60
				GENERAL FUND	\$453.64
				LAPA	\$18.90
06-0804		\$787.60	3/28/2007	DA OFFICE	\$78.76
				GARDENA PD	\$511.94
				GENERAL FUND	\$189.02
				LAPA	\$7.88
06-0805		\$586.15	1/10/2007	DA OFFICE	\$58.63
				GENERAL FUND	\$140.67
				LAPA	\$5.86
				LOS ANGELES PD	\$380.99



State of California
ASSET FORFEITURE REPORT - 2007

Table 3

Admin Number	Docket Number	Amount Forfeited	Date Disbursed	Recipient	Amount Disbursed
06-0806		\$915.52	1/10/2007	DA OFFICE	\$91.55
				GENERAL FUND	\$219.72
				LAPA	\$9.16
				LOS ANGELES PD	\$595.09
06-0808		\$2,194.68	2/5/2007	DA OFFICE	\$219.47
				GENERAL FUND	\$526.72
				LAPA	\$21.95
				PASADENA PD	\$1,426.54
06-0810		\$772.64	1/10/2007	DA OFFICE	\$77.26
				GENERAL FUND	\$185.43
				LAPA	\$7.73
				LOS ANGELES PD	\$502.22
06-0811		\$813.95	6/8/2007	DA OFFICE	\$81.40
				GENERAL FUND	\$195.35
				LAPA	\$8.14
				LOS ANGELES PD	\$529.06
06-0815		\$1,867.50	3/28/2007	DA OFFICE	\$186.75
				GENERAL FUND	\$448.20
				LAPA	\$18.68
				LOS ANGELES PD	\$1,213.87
06-0816	PA056264	\$1,361.49	1/22/2007	DA OFFICE	\$136.15
				GENERAL FUND	\$326.76
				LAPA	\$13.62
				LOS ANGELES PD	\$884.96
06-0817		\$80.54	9/13/2007	DA OFFICE	\$8.05
				GENERAL FUND	\$19.33
				LAPA	\$0.81
				LOS ANGELES PD	\$52.35
06-0818		\$1,809.59	3/28/2007	CHP	\$1,176.23
				DA OFFICE	\$180.96
				GENERAL FUND	\$434.30
				LAPA	\$18.10
06-0819		\$526.32	2/27/2007	DA OFFICE	\$52.65
				GENERAL FUND	\$126.31
				LAPA	\$5.26
				LOS ANGELES PD	\$342.10
06-0820		\$593.58	2/27/2007	DA OFFICE	\$59.36



State of California
ASSET FORFEITURE REPORT - 2007

Table 3

Admin Number	Docket Number	Amount Forfeited	Date Disbursed	Recipient	Amount Disbursed
				GENERAL FUND	\$142.46
				LAPA	\$5.94
				LOS ANGELES PD	\$385.82
06-0821	BS104746	\$31,086.63	2/27/2007		
				BEVERLY HILLS PD	\$20,206.31
				DA OFFICE	\$3,108.66
				GENERAL FUND	\$7,460.79
				LAPA	\$310.87
06-0822		\$4,831.63	4/13/2007		
				DA OFFICE	\$483.16
				GENERAL FUND	\$1,159.59
				LAPA	\$48.32
				LOS ANGELES PD	\$3,140.56
06-0823		\$388.32	5/18/2007		
				DA OFFICE	\$38.83
				GENERAL FUND	\$93.20
				LAPA	\$3.88
				LOS ANGELES PD	\$252.41
06-0824		\$8,964.78	4/13/2007		
				DA OFFICE	\$896.48
				DOWNEY PD	\$5,827.11
				GENERAL FUND	\$2,151.54
				LAPA	\$89.65
06-0825		\$5,424.94	4/13/2007		
				DA OFFICE	\$542.50
				GENERAL FUND	\$1,301.98
				LAPA	\$54.25
				LOS ANGELES PD	\$3,526.21
06-0826	PA056330	\$772.26	2/27/2007		
				DA OFFICE	\$77.24
				GENERAL FUND	\$185.34
				LAPA	\$7.72
				LOS ANGELES PD	\$501.96
06-0827		\$1,882.71	2/27/2007		
				DA OFFICE	\$188.27
				GENERAL FUND	\$451.85
				LAPA	\$18.83
				LOS ANGELES PD	\$1,223.76
06-0830	LA053005	\$1,599.08	3/14/2007		
				DA OFFICE	\$159.91
				GENERAL FUND	\$383.78
				LAPA	\$15.99
				LOS ANGELES PD	\$1,039.40
06-0831		\$826.17	6/26/2007		
				DA OFFICE	\$82.62
				GENERAL FUND	\$198.28
				HAWTHORNE PD	\$537.01



State of California
ASSET FORFEITURE REPORT - 2007

Table 3

Admin Number	Docket Number	Amount Forfeited	Date Disbursed	Recipient	Amount Disbursed
				LAPA	\$8.26
06-0832		\$954.84	2/27/2007	DA OFFICE	\$95.49
				GENERAL FUND	\$229.16
				LAPA	\$9.55
				LOS ANGELES PD	\$620.64
06-0833		\$823.84	6/26/2007	DA OFFICE	\$82.39
				GENERAL FUND	\$197.72
				LAPA	\$8.24
				LOS ANGELES PD	\$535.49
06-0834	TA085842	\$1,253.16	1/10/2007	DA OFFICE	\$125.32
				GENERAL FUND	\$300.76
				LAPA	\$12.53
				LOS ANGELES PD	\$814.55
06-0835		\$499.70	2/27/2007	DA OFFICE	\$49.96
				GENERAL FUND	\$119.93
				LAPA	\$5.00
				LOS ANGELES PD	\$324.81
06-0836	TA085675	\$2,902.23	4/13/2007	DA OFFICE	\$290.23
				GENERAL FUND	\$696.53
				LAPA	\$29.02
				LOS ANGELES CO SO	\$1,886.45
06-0837		\$785.90	11/7/2007	DA OFFICE	\$78.59
				GENERAL FUND	\$188.62
				LAPA	\$7.86
				LOS ANGELES PD	\$510.83
06-0838		\$807.88	3/28/2007	DA OFFICE	\$80.79
				GENERAL FUND	\$193.89
				LAPA	\$8.08
				LOS ANGELES PD	\$525.12
06-0840		\$2,196.40	3/28/2007	DA OFFICE	\$219.63
				GENERAL FUND	\$527.14
				LAPA	\$21.97
				LOS ANGELES PD	\$1,427.66
06-0841		\$2,976.81	2/5/2007	DA OFFICE	\$297.68
				GENERAL FUND	\$714.43
				LAPA	\$29.77
				SANTA MONICA PD	\$1,934.93



State of California
ASSET FORFEITURE REPORT - 2007

Table 3

Admin Number	Docket Number	Amount Forfeited	Date Disbursed	Recipient	Amount Disbursed
06-0842		\$2,086.08	11/14/2007	DA OFFICE	\$208.61
				GENERAL FUND	\$500.66
				LAPA	\$20.86
				LOS ANGELES PD	\$1,355.95
06-0843		\$5,496.31	4/13/2007	DA OFFICE	\$549.64
				GENERAL FUND	\$1,319.11
				LAPA	\$54.97
				LOS ANGELES CO SO	\$3,572.59
06-0845		\$14,498.60	4/13/2007	DA OFFICE	\$1,449.86
				GENERAL FUND	\$3,479.66
				HAWTHORNE PD	\$9,424.09
				LAPA	\$144.99
06-0846		\$644.02	2/27/2007	DA OFFICE	\$64.41
				GENERAL FUND	\$154.56
				LAPA	\$6.44
				LOS ANGELES PD	\$418.61
06-0847		\$641.60	11/14/2007	DA OFFICE	\$64.16
				GENERAL FUND	\$153.98
				LAPA	\$6.42
				POMONA PD	\$417.04
06-0848	YA065450	\$5,709.73	2/27/2007	DA OFFICE	\$570.96
				GENERAL FUND	\$1,370.34
				LAPA	\$57.10
				REDONDO BEACH PD	\$3,711.33
06-0849		\$12,652.47	11/14/2007	DA OFFICE	\$1,265.26
				GENERAL FUND	\$3,036.59
				HAWTHORNE PD	\$8,224.10
				LAPA	\$126.52
06-0851	GA065871	\$2,341.31	7/16/2007	DA OFFICE	\$234.13
				GENERAL FUND	\$561.91
				LAPA	\$23.42
				PASADENA PD	\$1,521.85
06-0854		\$2,285.98	6/26/2007	DA OFFICE	\$228.59
				GENERAL FUND	\$548.64
				LAPA	\$22.86
				LOS ANGELES PD	\$1,485.89
06-0855	BA306482	\$1,638.95	8/14/2007	DA OFFICE	\$163.89



State of California
ASSET FORFEITURE REPORT - 2007

Table 3

Admin Number	Docket Number	Amount Forfeited	Date Disbursed	Recipient	Amount Disbursed
				GENERAL FUND	\$393.35
				LAPA	\$16.39
				LOS ANGELES PD	\$1,065.32
06-0859		\$506.95	2/27/2007		
				DA OFFICE	\$50.69
				GENERAL FUND	\$121.67
				LAPA	\$5.07
				ORANGE CO SO	\$329.52
06-0860		\$520.70	7/5/2007		
				DA OFFICE	\$52.06
				GENERAL FUND	\$124.97
				LAPA	\$5.21
				LOS ANGELES PD	\$338.46
06-0861	LA033359	\$2,195.04	4/13/2007		
				DA OFFICE	\$219.51
				GENERAL FUND	\$526.81
				LAPA	\$21.95
				LOS ANGELES PD	\$1,426.77
06-0862	SA061108	\$611.57	4/13/2007		
				DA OFFICE	\$61.15
				GENERAL FUND	\$146.78
				LAPA	\$6.12
				LOS ANGELES PD	\$397.52
06-0863	PA056336	\$637.13	4/13/2007		
				DA OFFICE	\$63.72
				GENERAL FUND	\$152.91
				LAPA	\$6.37
				LOS ANGELES PD	\$414.13
06-0865		\$819.14	5/7/2007		
				DA OFFICE	\$81.92
				GENERAL FUND	\$196.59
				LAPA	\$8.19
				LOS ANGELES PD	\$532.44
06-0868	NA070296	\$551.15	5/29/2007		
				DA OFFICE	\$55.13
				GENERAL FUND	\$132.27
				LAPA	\$5.51
				LOS ANGELES PD	\$358.24
06-0869	LA053128	\$718.07	1/10/2007		
				DA OFFICE	\$71.81
				GENERAL FUND	\$172.34
				LAPA	\$7.18
				LOS ANGELES PD	\$466.74
06-0870		\$1,981.20	4/13/2007		
				DA OFFICE	\$198.11
				GENERAL FUND	\$475.49
				LAPA	\$19.81



State of California
ASSET FORFEITURE REPORT - 2007

Table 3

Admin Number	Docket Number	Amount Forfeited	Date Disbursed	Recipient	Amount Disbursed
06-0871		\$793.38	2/27/2007	LOS ANGELES PD	\$1,287.79
				DA OFFICE	\$79.34
				GENERAL FUND	\$190.41
				LAPA	\$7.93
				LOS ANGELES PD	\$515.70
06-0872		\$707.27	5/7/2007	DA OFFICE	\$70.74
				GENERAL FUND	\$169.74
				LAPA	\$7.07
				LOS ANGELES PD	\$459.72
06-0873	BA307507	\$3,387.21	5/18/2007	DA OFFICE	\$338.72
				GENERAL FUND	\$812.93
				LAPA	\$33.87
				LOS ANGELES PD	\$2,201.69
06-0875		\$477.33	3/28/2007	DA OFFICE	\$47.74
				GENERAL FUND	\$114.56
				LAPA	\$4.77
				LOS ANGELES PD	\$310.26
06-0876		\$2,678.05	11/7/2007	DA OFFICE	\$267.81
				GENERAL FUND	\$642.73
				LAPA	\$26.78
				SOUTH GATE PD	\$1,740.73
06-0879		\$3,620.09	2/27/2007	DA OFFICE	\$362.02
				GENERAL FUND	\$868.82
				INGLEWOOD PD	\$2,353.05
				LAPA	\$36.20
06-0882		\$10,929.03	7/16/2007	DA OFFICE	\$1,092.90
				GENERAL FUND	\$2,622.97
				LAPA	\$109.29
				LOS ANGELES PD	\$7,103.87
06-0884	KA075330	\$1,244.12	8/14/2007	DA OFFICE	\$124.41
				GENERAL FUND	\$298.59
				GLENDORA PD	\$808.68
				LAPA	\$12.44
06-0886		\$1,666.64	3/28/2007	DA OFFICE	\$166.67
				GENERAL FUND	\$399.99
				LAPA	\$16.67
				LOS ANGELES PD	\$1,083.31



State of California
ASSET FORFEITURE REPORT - 2007

Table 3

Admin Number	Docket Number	Amount Forfeited	Date Disbursed	Recipient	Amount Disbursed
06-0887	BA307573	\$806.70	10/12/2007	DA OFFICE	\$80.67
				GENERAL FUND	\$193.61
				LAPA	\$8.07
				LOS ANGELES PD	\$524.35
06-0888		\$865.29	2/27/2007	DA OFFICE	\$86.53
				GENERAL FUND	\$207.67
				HAWTHORNE PD	\$562.44
				LAPA	\$8.65
06-0889		\$3,149.89	4/13/2007	DA OFFICE	\$314.99
				GENERAL FUND	\$755.97
				LAPA	\$31.50
				LOS ANGELES PD	\$2,047.43
06-0892		\$623.82	2/27/2007	DA OFFICE	\$62.38
				GENERAL FUND	\$149.72
				LAPA	\$6.24
				UC LOS ANGELES PD	\$405.48
06-0893		\$969.63	11/7/2007	DA OFFICE	\$96.96
				GENERAL FUND	\$232.71
				LAPA	\$9.70
				UC LOS ANGELES PD	\$630.26
06-0894	TA085996	\$4,936.61	9/13/2007	DA OFFICE	\$493.67
				GENERAL FUND	\$1,184.79
				LAPA	\$49.36
				LOS ANGELES PD	\$3,208.79
06-0895		\$2,184.63	5/7/2007	DA OFFICE	\$218.46
				GENERAL FUND	\$524.31
				LAPA	\$21.85
				LOS ANGELES PD	\$1,420.01
06-0896		\$1,321.85	4/13/2007	DA OFFICE	\$132.19
				GENERAL FUND	\$317.24
				GLENDALE PD	\$859.20
				LAPA	\$13.22
06-0897		\$2,057.24	3/28/2007	DA OFFICE	\$205.72
				GENERAL FUND	\$493.74
				GLENDALE PD	\$1,337.21
				LAPA	\$20.57
06-0899		\$9,907.12	4/13/2007	DA OFFICE	\$990.72



State of California
ASSET FORFEITURE REPORT - 2007

Table 3

Admin Number	Docket Number	Amount Forfeited	Date Disbursed	Recipient	Amount Disbursed
				GENERAL FUND	\$2,377.71
				GLENDALE PD	\$6,439.62
				LAPA	\$99.07
06-0900	SA060857	\$2,450.44	8/14/2007	DA OFFICE	\$245.05
				GENERAL FUND	\$588.10
				HAWTHORNE PD	\$1,592.78
				LAPA	\$24.51
06-0901		\$3,165.00	11/14/2007	DA OFFICE	\$316.50
				GENERAL FUND	\$759.60
				LAPA	\$31.65
				LOS ANGELES CO SO	\$2,057.25
06-0902	BS105141	\$27,905.36	12/13/2007	DA OFFICE	\$2,790.54
				GENERAL FUND	\$6,697.29
				LAPA	\$279.05
				LOS ANGELES PD	\$18,138.48
06-0904		\$662.01	6/26/2007	DA OFFICE	\$66.21
				GENERAL FUND	\$158.88
				LAPA	\$6.62
				LOS ANGELES PD	\$430.30
06-0906		\$1,001.95	6/26/2007	DA OFFICE	\$100.19
				GENERAL FUND	\$240.47
				LAPA	\$10.02
				LOS ANGELES PD	\$651.27
06-0907		\$1,729.72	4/13/2007	DA OFFICE	\$172.97
				GENERAL FUND	\$415.13
				LAPA	\$17.30
				LOS ANGELES CO SO	\$1,124.32
06-0908		\$719.26	4/13/2007	DA OFFICE	\$71.94
				GENERAL FUND	\$172.62
				LAPA	\$7.19
				LOS ANGELES PD	\$467.51
06-0910		\$2,532.58	4/13/2007	DA OFFICE	\$253.25
				GENERAL FUND	\$607.82
				LAPA	\$25.33
				LOS ANGELES CO SO	\$1,646.18
06-0911		\$5,011.81	3/28/2007	DA OFFICE	\$501.18
				GENERAL FUND	\$1,202.83
				LAPA	\$50.12



State of California
ASSET FORFEITURE REPORT - 2007

Table 3

Admin Number	Docket Number	Amount Forfeited	Date Disbursed	Recipient	Amount Disbursed
06-0912		\$935.58	3/28/2007	LOS ANGELES PD	\$3,257.68
				DA OFFICE	\$93.56
				GENERAL FUND	\$224.54
				LAPA	\$9.36
				LOS ANGELES PD	\$608.12
06-0913		\$1,737.80	5/7/2007	DA OFFICE	\$173.79
				GENERAL FUND	\$417.07
				LAPA	\$17.38
				LOS ANGELES PD	\$1,129.56
06-0914		\$5,609.41	12/13/2007	DA OFFICE	\$560.93
				GENERAL FUND	\$1,346.26
				LAPA	\$56.10
				LOS ANGELES CO SO	\$3,646.12
06-0915		\$20,914.49	11/7/2007	DA OFFICE	\$2,091.46
				GENERAL FUND	\$5,019.48
				LAPA	\$209.14
				LOS ANGELES CO SO	\$13,594.41
06-0916		\$9,839.60	4/13/2007	DA OFFICE	\$983.96
				GENERAL FUND	\$2,361.50
				LAPA	\$98.40
				LOS ANGELES PD	\$6,395.74
06-0917	BA306867	\$780.91	5/18/2007	DA OFFICE	\$78.09
				GENERAL FUND	\$187.42
				LAPA	\$7.81
				LOS ANGELES PD	\$507.59
06-0918		\$1,360.85	4/13/2007	DA OFFICE	\$136.09
				GENERAL FUND	\$326.60
				LAPA	\$13.61
				LOS ANGELES PD	\$884.55
06-0919	BS106249	\$26,325.62	5/18/2007	DA OFFICE	\$2,632.56
				GENERAL FUND	\$6,318.15
				INGLEWOOD PD	\$17,111.65
				LAPA	\$263.26
06-0920	BS105518	\$25,154.46	3/1/2007	DA OFFICE	\$2,515.45
				GENERAL FUND	\$6,037.07
				LAPA	\$251.54
				LOS ANGELES PD	\$16,350.40



State of California
ASSET FORFEITURE REPORT - 2007

Table 3

Admin Number	Docket Number	Amount Forfeited	Date Disbursed	Recipient	Amount Disbursed
06-0921	BS105143	\$49,986.58	9/20/2007	DA OFFICE	\$4,998.65
				GENERAL FUND	\$11,996.78
				LAPA	\$499.87
				LOS ANGELES PD	\$32,491.28
06-0923		\$1,249.75	3/28/2007	DA OFFICE	\$124.97
				GENERAL FUND	\$299.94
				LAPA	\$12.50
				LOS ANGELES PD	\$812.34
06-0924	BA307703	\$1,360.68	7/19/2007	DA OFFICE	\$136.07
				GENERAL FUND	\$326.56
				LAPA	\$13.61
				LOS ANGELES PD	\$884.44
06-0925		\$6,991.28	4/13/2007	DA OFFICE	\$699.13
				GENERAL FUND	\$1,677.91
				LAPA	\$69.91
				LOS ANGELES CO SO	\$4,544.33
06-0926	BA301462	\$1,085.14	5/7/2007	CULVER CITY PD	\$705.34
				DA OFFICE	\$108.52
				GENERAL FUND	\$260.43
				LAPA	\$10.85
06-0927	YA065403	\$1,556.80	10/12/2007	DA OFFICE	\$155.69
				GARDENA PD	\$1,011.91
				GENERAL FUND	\$373.63
				LAPA	\$15.57
06-0928		\$1,055.75	2/27/2007	DA OFFICE	\$105.58
				GENERAL FUND	\$253.38
				LAPA	\$10.56
				REDONDO BEACH PD	\$686.23
06-0929		\$2,035.13	2/27/2007	DA OFFICE	\$203.51
				GARDENA PD	\$1,322.84
				GENERAL FUND	\$488.43
				LAPA	\$20.35
06-0933	TA086124	\$2,683.70	5/7/2007	DA OFFICE	\$268.37
				GENERAL FUND	\$644.09
				LAPA	\$26.84
				LOS ANGELES PD	\$1,744.40
06-0936		\$881.69	4/13/2007	DA OFFICE	\$88.17



State of California
ASSET FORFEITURE REPORT - 2007

Table 3

Admin Number	Docket Number	Amount Forfeited	Date Disbursed	Recipient	Amount Disbursed
				GENERAL FUND	\$211.60
				HUNTINGTON BEACH PD	\$573.10
				LAPA	\$8.82
06-0938		\$578.79	4/13/2007		
				DA OFFICE	\$57.88
				GENERAL FUND	\$138.91
				LAPA	\$5.79
				LOS ANGELES PD	\$376.21
06-0939		\$3,547.29	5/7/2007		
				DA OFFICE	\$354.73
				GENERAL FUND	\$851.35
				LAPA	\$35.48
				LOS ANGELES PD	\$2,305.73
06-0940	TA086263	\$671.45	9/13/2007		
				DA OFFICE	\$67.14
				GENERAL FUND	\$161.15
				LAPA	\$6.72
				LOS ANGELES PD	\$436.44
06-0944	BA306978	\$9,354.11	5/18/2007		
				DA OFFICE	\$935.42
				GARDENA PD	\$6,080.17
				GENERAL FUND	\$2,244.98
				LAPA	\$93.54
06-0946		\$1,053.05	4/13/2007		
				DA OFFICE	\$105.31
				GENERAL FUND	\$252.73
				LAPA	\$10.53
				PASADENA PD	\$684.48
06-0947		\$513.02	3/1/2007		
				DA OFFICE	\$51.31
				GENERAL FUND	\$123.12
				LAPA	\$5.13
				WHITTIER PD	\$333.46
06-0948	SA060521	\$5,710.47	10/24/2007		
				DA OFFICE	\$571.04
				GENERAL FUND	\$1,370.51
				HAWTHORNE PD	\$3,711.81
				LAPA	\$57.11
06-0949		\$19,423.61	3/14/2007		
				DA OFFICE	\$1,942.35
				GENERAL FUND	\$4,661.67
				LAPA	\$194.24
				LOS ANGELES PD	\$12,625.35
06-0951		\$1,421.40	4/13/2007		
				DA OFFICE	\$142.14
				GENERAL FUND	\$341.13
				LAPA	\$14.22



State of California
ASSET FORFEITURE REPORT - 2007

Table 3

Admin Number	Docket Number	Amount Forfeited	Date Disbursed	Recipient	Amount Disbursed
				LOS ANGELES CO SO	\$923.91
06-0952		\$2,150.69	3/14/2007	DA OFFICE	\$215.07
				GENERAL FUND	\$516.16
				LAPA	\$21.51
				LOS ANGELES PD	\$1,397.95
06-0953		\$5,677.23	5/7/2007	DA OFFICE	\$567.73
				GENERAL FUND	\$1,362.53
				LAPA	\$56.77
				LOS ANGELES CO SO	\$3,690.20
06-0954	PA057163	\$2,676.31	8/14/2007	DA OFFICE	\$267.63
				GENERAL FUND	\$642.31
				LAPA	\$26.77
				LOS ANGELES PD	\$1,739.60
06-0956		\$2,909.37	4/13/2007	DA OFFICE	\$290.94
				GENERAL FUND	\$698.25
				LAPA	\$29.09
				LOS ANGELES PD	\$1,891.09
06-0959		\$781.12	6/26/2007	DA OFFICE	\$78.12
				GENERAL FUND	\$187.47
				LAPA	\$7.81
				LOS ANGELES PD	\$507.72
06-0960		\$2,335.13	5/7/2007	DA OFFICE	\$233.52
				GENERAL FUND	\$560.43
				HAWTHORNE PD	\$1,517.83
				LAPA	\$23.35
06-0963	SA061372	\$743.10	3/1/2007	CULVER CITY PD	\$483.01
				DA OFFICE	\$74.32
				GENERAL FUND	\$178.34
				LAPA	\$7.43
06-0964		\$1,487.76	4/13/2007	DA OFFICE	\$148.78
				GENERAL FUND	\$357.06
				LAPA	\$14.88
				LOS ANGELES PD	\$967.04
06-0965	BA307782	\$504.48	10/24/2007	DA OFFICE	\$50.44
				GENERAL FUND	\$121.08
				LAPA	\$5.05
				LOS ANGELES PD	\$327.91



State of California
ASSET FORFEITURE REPORT - 2007

Table 3

Admin Number	Docket Number	Amount Forfeited	Date Disbursed	Recipient	Amount Disbursed
06-0966	BA305745	\$1,247.78	6/8/2007	DA OFFICE	\$124.78
				GENERAL FUND	\$299.47
				LAPA	\$12.48
				LOS ANGELES PD	\$811.05
06-0967		\$3,855.81	3/28/2007	DA OFFICE	\$385.59
				GENERAL FUND	\$925.39
				LAPA	\$38.56
				LOS ANGELES PD	\$2,506.27
06-0969		\$1,413.82	8/14/2007	DA OFFICE	\$141.38
				GENERAL FUND	\$339.32
				LAPA	\$14.14
				LOS ANGELES PD	\$918.98
06-0970		\$694.91	3/28/2007	DA OFFICE	\$69.49
				GENERAL FUND	\$166.78
				LAPA	\$6.95
				LOS ANGELES PD	\$451.69
06-0972		\$516.81	4/13/2007	DA OFFICE	\$51.69
				GENERAL FUND	\$124.03
				LAPA	\$5.17
				LOS ANGELES PD	\$335.92
06-0973		\$1,005.97	12/13/2007	DA OFFICE	\$100.60
				GENERAL FUND	\$241.43
				LAPA	\$10.06
				LOS ANGELES PD	\$653.88
06-0974	BA307872	\$10,179.48	5/7/2007	DA OFFICE	\$1,017.95
				GENERAL FUND	\$2,443.07
				LAPA	\$101.80
				LOS ANGELES PD	\$6,616.66
06-0975		\$2,069.46	3/28/2007	DA OFFICE	\$206.95
				GENERAL FUND	\$496.67
				LAPA	\$20.69
				LOS ANGELES PD	\$1,345.15
06-0976		\$4,624.17	5/7/2007	DA OFFICE	\$462.41
				GENERAL FUND	\$1,109.80
				LA IMPACT - GROUP 1	\$3,005.71
				LAPA	\$46.25
06-0977		\$2,573.12	2/27/2007	DA OFFICE	\$257.31



State of California
ASSET FORFEITURE REPORT - 2007

Table 3

Admin Number	Docket Number	Amount Forfeited	Date Disbursed	Recipient	Amount Disbursed
				GENERAL FUND	\$617.55
				LA IMPACT - GROUP 1	\$1,672.53
				LAPA	\$25.73
06-0978	BA308686	\$2,446.16	3/14/2007		
				DA OFFICE	\$244.62
				GENERAL FUND	\$587.08
				LAPA	\$24.46
				LOS ANGELES PD	\$1,590.00
06-0979	BA308864	\$648.59	3/28/2007		
				DA OFFICE	\$64.86
				GENERAL FUND	\$155.66
				LAPA	\$6.49
				LOS ANGELES PD	\$421.58
06-0980		\$801.79	4/13/2007		
				DA OFFICE	\$80.18
				GENERAL FUND	\$192.43
				LAPA	\$8.02
				MONTEBELLO PD	\$521.16
06-0981		\$2,129.87	4/13/2007		
				CHP-SOUTHERN DIV	\$1,384.42
				DA OFFICE	\$212.98
				GENERAL FUND	\$511.17
				LAPA	\$21.30
06-0982		\$9,543.35	4/13/2007		
				DA OFFICE	\$954.34
				GENERAL FUND	\$2,290.40
				LAPA	\$95.43
				ORANGE CO RNSP	\$6,203.18
06-0983		\$14,736.35	6/26/2007		
				DA OFFICE	\$1,473.64
				GENERAL FUND	\$3,536.72
				LAPA	\$147.37
				LOS ANGELES CO SO	\$9,578.62
06-0984	LA053496	\$620.91	3/14/2007		
				DA OFFICE	\$62.09
				GENERAL FUND	\$149.02
				LAPA	\$6.21
				LOS ANGELES PD	\$403.59
06-0985	PA057240	\$4,049.75	5/7/2007		
				DA OFFICE	\$404.98
				GENERAL FUND	\$971.94
				LAPA	\$40.50
				LOS ANGELES PD	\$2,632.33
06-0987		\$861.20	6/8/2007		
				DA OFFICE	\$86.12
				GENERAL FUND	\$206.69
				LAPA	\$8.61



State of California
ASSET FORFEITURE REPORT - 2007

Table 3

Admin Number	Docket Number	Amount Forfeited	Date Disbursed	Recipient	Amount Disbursed
06-0988		\$700.97	4/13/2007	LOS ANGELES PD	\$559.78
				DA OFFICE	\$70.10
				GENERAL FUND	\$168.23
				LAPA	\$7.01
				LOS ANGELES PD	\$455.63
06-0989	BA308869	\$4,548.25	4/13/2007	DA OFFICE	\$454.83
				GENERAL FUND	\$1,091.58
				LAPA	\$45.48
				LOS ANGELES PD	\$2,956.36
06-0990		\$630.45	5/7/2007	DA OFFICE	\$63.04
				GENERAL FUND	\$151.31
				LAPA	\$6.31
				LOS ANGELES PD	\$409.79
06-0991		\$1,928.31	5/7/2007	DA OFFICE	\$192.83
				GENERAL FUND	\$462.79
				LAPA	\$19.29
				LOS ANGELES PD	\$1,253.40
06-0992		\$517.02	5/7/2007	DA OFFICE	\$51.71
				GENERAL FUND	\$124.08
				LAPA	\$5.17
				MONTEBELLO PD	\$336.06
06-0993	BS105706	\$91,401.33	2/27/2007	DA OFFICE	\$9,140.14
				GENERAL FUND	\$21,936.32
				LAPA	\$914.01
				LOS ANGELES CO SO	\$59,410.86
06-0994		\$979.29	7/5/2007	DA OFFICE	\$97.93
				GENERAL FUND	\$235.03
				LAPA	\$9.79
				LOS ANGELES PD	\$636.54
06-0996	BS105517	\$26,830.24	3/14/2007	DA OFFICE	\$2,683.02
				GENERAL FUND	\$6,439.26
				LAPA	\$268.30
				LOS ANGELES PD	\$17,439.66
06-0997		\$713.87	8/14/2007	DA OFFICE	\$71.38
				GENERAL FUND	\$171.33
				LAPA	\$7.14
				MONTEBELLO PD	\$464.02



State of California
ASSET FORFEITURE REPORT - 2007

Table 3

Admin Number	Docket Number	Amount Forfeited	Date Disbursed	Recipient	Amount Disbursed
06-0998		\$8,306.19	11/14/2007	BEVERLY HILLS PD	\$5,399.02
				DA OFFICE	\$830.61
				GENERAL FUND	\$1,993.49
				LAPA	\$83.07
06-0999		\$675.78	3/28/2007	DA OFFICE	\$67.58
				GENERAL FUND	\$162.19
				LAPA	\$6.76
				LOS ANGELES PD	\$439.25
06-1000		\$2,058.66	6/26/2007	DA OFFICE	\$205.86
				GENERAL FUND	\$494.08
				LAPA	\$20.59
				LOS ANGELES PD	\$1,338.13
06-1003		\$522.41	11/14/2007	DA OFFICE	\$52.24
				GENERAL FUND	\$125.38
				LAPA	\$5.23
				POMONA PD	\$339.56
06-1005		\$11,808.37	4/13/2007	DA OFFICE	\$1,180.85
				EL CAMINO COLLEGE PD	\$7,675.43
				GENERAL FUND	\$2,834.01
				LAPA	\$118.08
06-1006		\$7,105.43	2/27/2007	DA OFFICE	\$710.54
				GENERAL FUND	\$1,705.30
				LAPA	\$71.06
				LOS ANGELES CO SO	\$4,618.53
06-1007		\$4,359.29	2/27/2007	DA OFFICE	\$435.94
				GENERAL FUND	\$1,046.23
				LAPA	\$43.59
				LOS ANGELES CO SO	\$2,833.53
06-1008	MA036256	\$5,260.21	7/16/2007	DA OFFICE	\$526.03
				GENERAL FUND	\$1,262.45
				LAPA	\$52.60
				LOS ANGELES CO SO	\$3,419.13
06-1010		\$592.93	4/13/2007	DA OFFICE	\$59.30
				GENERAL FUND	\$142.30
				LAPA	\$5.93
				LOS ANGELES PD	\$385.40
06-1011		\$1,255.55	5/7/2007	DA OFFICE	\$125.56



State of California
ASSET FORFEITURE REPORT - 2007

Table 3

Admin Number	Docket Number	Amount Forfeited	Date Disbursed	Recipient	Amount Disbursed
				GENERAL FUND	\$301.33
				LAPA	\$12.56
				LOS ANGELES PD	\$816.10
06-1012		\$3,943.17	6/8/2007		
				DA OFFICE	\$394.32
				GENERAL FUND	\$946.36
				LAPA	\$39.43
				LOS ANGELES PD	\$2,563.06
06-1013		\$1,528.05	6/26/2007		
				DA OFFICE	\$152.81
				GENERAL FUND	\$366.73
				LAPA	\$15.28
				LOS ANGELES PD	\$993.23
06-1016	BA308567	\$1,478.21	3/1/2007		
				DA OFFICE	\$147.83
				GENERAL FUND	\$354.77
				LAPA	\$14.78
				LOS ANGELES PD	\$960.83
06-1017		\$5,344.19	10/24/2007		
				DA OFFICE	\$534.42
				GENERAL FUND	\$1,282.61
				LAPA	\$53.44
				LOS ANGELES PD	\$3,473.72
06-1018	BA308986	\$1,972.30	4/13/2007		
				DA OFFICE	\$197.23
				GENERAL FUND	\$473.35
				LAPA	\$19.73
				LOS ANGELES PD	\$1,281.99
06-1022		\$839.96	6/8/2007		
				DA OFFICE	\$84.00
				GENERAL FUND	\$201.59
				LAPA	\$8.40
				LOS ANGELES PD	\$545.97
06-1024		\$1,720.91	6/26/2007		
				DA OFFICE	\$172.09
				GENERAL FUND	\$413.02
				LAPA	\$17.21
				LOS ANGELES PD	\$1,118.59
06-1027		\$563.28	6/26/2007		
				DA OFFICE	\$56.33
				GENERAL FUND	\$135.19
				LAPA	\$5.63
				LOS ANGELES PD	\$366.13
06-1028	BA307927	\$2,619.94	7/16/2007		
				DA OFFICE	\$262.00
				GENERAL FUND	\$628.78
				LAPA	\$26.20



State of California
ASSET FORFEITURE REPORT - 2007

Table 3

Admin Number	Docket Number	Amount Forfeited	Date Disbursed	Recipient	Amount Disbursed
06-1030		\$1,622.73	4/13/2007	LOS ANGELES PD	\$1,702.96
				DA OFFICE	\$162.28
				GENERAL FUND	\$389.45
				LAPA	\$16.23
06-1031		\$2,833.73	3/28/2007	LOS ANGELES PD	\$1,054.77
				DA OFFICE	\$283.38
				GENERAL FUND	\$680.09
				LAPA	\$28.34
06-1034		\$1,769.16	4/13/2007	LOS ANGELES PD	\$1,841.92
				DA OFFICE	\$176.92
				GENERAL FUND	\$424.60
				LAPA	\$17.69
06-1035		\$711.02	3/28/2007	LOS ANGELES PD	\$1,149.95
				DA OFFICE	\$71.11
				GENERAL FUND	\$170.64
				LAPA	\$7.11
06-1036	PA057353	\$1,862.67	4/13/2007	LOS ANGELES PD	\$462.16
				DA OFFICE	\$186.27
				GENERAL FUND	\$447.04
				LAPA	\$18.63
06-1038		\$15,154.11	4/13/2007	LOS ANGELES PD	\$1,210.73
				DA OFFICE	\$1,515.42
				GENERAL FUND	\$3,636.98
				LAPA	\$151.54
06-1041		\$1,008.00	6/8/2007	LONG BEACH PD	\$9,850.17
				DA OFFICE	\$100.80
				GENERAL FUND	\$241.92
				LAPA	\$10.08
06-1042		\$1,522.44	6/26/2007	LOS ANGELES PD	\$655.20
				DA OFFICE	\$152.25
				GENERAL FUND	\$365.39
				LAPA	\$15.22
06-1046	KA076465	\$11,281.69	2/27/2007	LOS ANGELES PD	\$989.58
				COVINA PD	\$7,333.10
				DA OFFICE	\$1,128.17
				GENERAL FUND	\$2,707.60
				LAPA	\$112.82



State of California
ASSET FORFEITURE REPORT - 2007

Table 3

Admin Number	Docket Number	Amount Forfeited	Date Disbursed	Recipient	Amount Disbursed
06-1047		\$1,282.74	2/27/2007	CULVER CITY PD	\$833.78
				DA OFFICE	\$128.27
				GENERAL FUND	\$307.86
				LAPA	\$12.83
06-1048	GA067063	\$374.94	7/16/2007	CHP-SOUTHERN DIV	\$243.71
				DA OFFICE	\$37.50
				GENERAL FUND	\$89.98
				LAPA	\$3.75
06-1049	BS106253	\$45,441.38	8/30/2007	CULVER CITY PD	\$29,536.90
				DA OFFICE	\$4,544.14
				GENERAL FUND	\$10,905.93
				LAPA	\$454.41
06-1051	VA097309	\$4,609.16	8/30/2007	DA OFFICE	\$460.92
				GENERAL FUND	\$1,106.20
				LAPA	\$46.09
				LOS ANGELES CO SO	\$2,995.95
06-1052		\$856.59	6/8/2007	DA OFFICE	\$85.66
				GENERAL FUND	\$205.58
				LAPA	\$8.57
				SOUTH GATE PD	\$556.78
06-1056		\$6,443.14	6/26/2007	DA OFFICE	\$644.32
				GENERAL FUND	\$1,546.35
				LAPA	\$64.43
				LOS ANGELES PD	\$4,188.04
06-1057		\$863.63	6/26/2007	DA OFFICE	\$86.36
				GENERAL FUND	\$207.27
				LAPA	\$8.64
				LOS ANGELES PD	\$561.36
06-1059	BA309969	\$1,413.41	12/13/2007	DA OFFICE	\$141.34
				GENERAL FUND	\$339.22
				LAPA	\$14.13
				LOS ANGELES PD	\$918.72
06-1063		\$3,991.83	6/8/2007	DA OFFICE	\$399.18
				GENERAL FUND	\$958.04
				LAPA	\$39.92
				LOS ANGELES CO SO	\$2,594.69
06-1064		\$3,241.26	6/26/2007	DA OFFICE	\$324.13



State of California
ASSET FORFEITURE REPORT - 2007

Table 3

Admin Number	Docket Number	Amount Forfeited	Date Disbursed	Recipient	Amount Disbursed
				GENERAL FUND	\$777.90
				LAPA	\$32.41
				LOS ANGELES CO SO	\$2,106.82
06-1066		\$1,329.69	6/26/2007		
				DA OFFICE	\$132.98
				GENERAL FUND	\$319.12
				LAPA	\$13.30
				LOS ANGELES PD	\$864.29
06-1068		\$3,991.40	6/26/2007		
				DA OFFICE	\$399.14
				GENERAL FUND	\$957.93
				LAPA	\$39.92
				LOS ANGELES CO SO	\$2,594.41
06-1069	BS105707	\$296,245.41	6/8/2007		
				DA OFFICE	\$29,624.56
				GENERAL FUND	\$71,098.90
				LA IMPACT - GROUP 1	\$192,559.50
				LAPA	\$2,962.45
06-1070		\$941.84	6/8/2007		
				DA OFFICE	\$94.18
				GENERAL FUND	\$226.04
				LAPA	\$9.42
				LOS ANGELES PD	\$612.20
06-1071		\$936.86	6/8/2007		
				DA OFFICE	\$93.68
				GENERAL FUND	\$224.85
				LAPA	\$9.37
				LOS ANGELES PD	\$608.96
06-1072		\$1,969.21	4/13/2007		
				DA OFFICE	\$196.92
				GENERAL FUND	\$472.61
				LAPA	\$19.69
				LOS ANGELES PD	\$1,279.99
06-1073		\$1,493.64	6/8/2007		
				DA OFFICE	\$149.36
				GENERAL FUND	\$358.47
				LAPA	\$14.94
				LOS ANGELES PD	\$970.87
06-1077	BA310308	\$4,960.20	8/14/2007		
				DA OFFICE	\$496.02
				GENERAL FUND	\$1,190.45
				LAPA	\$49.60
				LOS ANGELES PD	\$3,224.13
06-1078	BA310445	\$1,312.16	9/20/2007		
				DA OFFICE	\$131.22
				GENERAL FUND	\$314.92
				LAPA	\$13.12



State of California
ASSET FORFEITURE REPORT - 2007

Table 3

Admin Number	Docket Number	Amount Forfeited	Date Disbursed	Recipient	Amount Disbursed
06-1079		\$1,281.26	4/13/2007	LOS ANGELES PD	\$852.90
				DA OFFICE	\$128.14
				GENERAL FUND	\$307.50
				LAPA	\$12.81
				LOS ANGELES PD	\$832.81
06-1081	LA053702	\$3,359.65	8/30/2007	DA OFFICE	\$335.96
				GENERAL FUND	\$806.32
				LAPA	\$33.60
				LOS ANGELES PD	\$2,183.77
06-1082	SA061318	\$672.44	3/14/2007	DA OFFICE	\$67.24
				GENERAL FUND	\$161.38
				LAPA	\$6.73
				LOS ANGELES PD	\$437.09
06-1083		\$1,161.12	6/26/2007	DA OFFICE	\$116.11
				GENERAL FUND	\$278.67
				GLENDALE PD	\$754.73
				LAPA	\$11.61
06-1084		\$14,748.11	5/7/2007	DA OFFICE	\$1,474.81
				GENERAL FUND	\$3,539.55
				LAPA	\$147.48
				LOS ANGELES CO SO	\$9,586.27
06-1087		\$1,580.94	6/8/2007	DA OFFICE	\$158.10
				GENERAL FUND	\$379.42
				GLENDALE PD	\$1,027.61
				LAPA	\$15.81
06-1088		\$1,178.36	6/8/2007	DA OFFICE	\$117.85
				GENERAL FUND	\$282.80
				LAPA	\$11.78
				LOS ANGELES CO SO	\$765.93
06-1089		\$6,728.60	8/14/2007	DA OFFICE	\$672.86
				GENERAL FUND	\$1,614.86
				LAPA	\$67.29
				LOS ANGELES CO SO	\$4,373.59
06-1090		\$4,683.03	6/8/2007	DA OFFICE	\$468.30
				GENERAL FUND	\$1,123.93
				HUNTINGTON PARK PD	\$3,043.97
				LAPA	\$46.83



State of California
ASSET FORFEITURE REPORT - 2007

Table 3

Admin Number	Docket Number	Amount Forfeited	Date Disbursed	Recipient	Amount Disbursed
06-1091		\$9,484.14	8/14/2007	DA OFFICE	\$948.42
				GENERAL FUND	\$2,276.19
				HAWTHORNE PD	\$6,164.69
				LAPA	\$94.84
06-1092		\$11,458.16	11/14/2007	DA OFFICE	\$1,145.82
				GENERAL FUND	\$2,749.96
				LAPA	\$114.58
				LOS ANGELES PD	\$7,447.80
06-1095		\$575.02	6/8/2007	DA OFFICE	\$57.51
				GENERAL FUND	\$138.00
				LAPA	\$5.75
				LOS ANGELES PD	\$373.76
06-1096		\$1,138.26	4/13/2007	DA OFFICE	\$113.83
				GENERAL FUND	\$273.18
				LAPA	\$11.38
				LOS ANGELES PD	\$739.87
06-1098	BA310600	\$716.03	5/7/2007	DA OFFICE	\$71.59
				GENERAL FUND	\$171.85
				LAPA	\$7.16
				LOS ANGELES PD	\$465.43
06-1100	PA057437	\$2,721.49	8/14/2007	DA OFFICE	\$272.14
				GENERAL FUND	\$653.16
				LAPA	\$27.22
				LOS ANGELES PD	\$1,768.97
06-1101	LA053614	\$2,509.40	10/12/2007	DA OFFICE	\$250.93
				GENERAL FUND	\$602.26
				LAPA	\$25.10
				LOS ANGELES PD	\$1,631.11
06-1102		\$2,161.62	6/8/2007	DA OFFICE	\$216.16
				GENERAL FUND	\$518.79
				LAPA	\$21.62
				LOS ANGELES PD	\$1,405.05
06-1103		\$595.86	6/26/2007	DA OFFICE	\$59.58
				GENERAL FUND	\$143.01
				LAPA	\$5.96
				LOS ANGELES PD	\$387.31
06-1105		\$503.14	11/7/2007	DA OFFICE	\$50.32



State of California
ASSET FORFEITURE REPORT - 2007

Table 3

Admin Number	Docket Number	Amount Forfeited	Date Disbursed	Recipient	Amount Disbursed
				GENERAL FUND	\$120.75
				INGLEWOOD PD	\$327.04
				LAPA	\$5.03
06-1107		\$1,016.92	6/8/2007		
				DA OFFICE	\$101.69
				GENERAL FUND	\$244.06
				INGLEWOOD PD	\$661.00
				LAPA	\$10.17
06-1110	LA053762	\$1,796.83	5/7/2007		
				DA OFFICE	\$179.68
				GENERAL FUND	\$431.24
				LAPA	\$17.97
				LOS ANGELES PD	\$1,167.94
06-1111		\$354.21	6/6/2007		
				DA OFFICE	\$35.42
				GENERAL FUND	\$85.01
				LAPA	\$3.54
				LOS ANGELES PD	\$230.24
06-1114		\$2,627.32	8/14/2007		
				DA OFFICE	\$262.70
				GENERAL FUND	\$630.57
				LAPA	\$26.27
				LOS ANGELES PD	\$1,707.78
06-1116		\$788.08	6/26/2007		
				DA OFFICE	\$78.81
				GENERAL FUND	\$189.14
				LAPA	\$7.88
				LOS ANGELES PD	\$512.25
06-1118	BS105891	\$25,045.99	3/14/2007		
				DA OFFICE	\$2,504.60
				GENERAL FUND	\$6,011.04
				LAPA	\$250.46
				LOS ANGELES PD	\$16,279.89
06-1119		\$2,663.72	6/26/2007		
				DA OFFICE	\$266.37
				GENERAL FUND	\$639.29
				LAPA	\$26.64
				POMONA PD	\$1,731.42
06-1120		\$686.89	6/26/2007		
				DA OFFICE	\$68.70
				GENERAL FUND	\$164.85
				LAPA	\$6.87
				POMONA PD	\$446.47
06-1122		\$10,091.55	6/8/2007		
				DA OFFICE	\$1,009.16
				GENERAL FUND	\$2,421.97
				LAPA	\$100.92



State of California
ASSET FORFEITURE REPORT - 2007

Table 3

Admin Number	Docket Number	Amount Forfeited	Date Disbursed	Recipient	Amount Disbursed
				LOS ANGELES PD	\$6,559.50
06-1124	BS106223	\$65,360.07	3/28/2007	ANAHEIM PD	\$42,484.05
				DA OFFICE	\$6,536.00
				GENERAL FUND	\$15,686.42
				LAPA	\$653.60
06-1125	BS105890	\$42,210.04	2/5/2007	DA OFFICE	\$4,221.00
				GENERAL FUND	\$10,130.41
				LAPA	\$422.10
				TORRANCE PD	\$27,436.53
06-1126		\$755.53	6/8/2007	DA OFFICE	\$75.56
				GENERAL FUND	\$181.32
				LAPA	\$7.56
				LOS ANGELES PD	\$491.09
06-1127	BA310571	\$1,473.88	6/26/2007	DA OFFICE	\$147.39
				GENERAL FUND	\$353.73
				LAPA	\$14.74
				LOS ANGELES PD	\$958.02
06-1128	BA310842	\$2,449.26	6/26/2007	DA OFFICE	\$244.93
				GENERAL FUND	\$587.82
				LAPA	\$24.49
				LOS ANGELES PD	\$1,592.02
06-1131	NA071985	\$343.39	9/13/2007	DA OFFICE	\$34.34
				GENERAL FUND	\$82.41
				LAPA	\$3.44
				LOS ANGELES PD	\$223.20
06-1132		\$5,113.05	6/19/2007	DA OFFICE	\$511.31
				GENERAL FUND	\$1,227.13
				LAPA	\$51.13
				LOS ANGELES PD	\$3,323.48
06-1134		\$14,927.61	4/13/2007	DA OFFICE	\$1,492.75
				GENERAL FUND	\$3,582.63
				LAPA	\$149.28
				LOS ANGELES PD	\$9,702.95
06-1135	BA311015	\$456.01	6/8/2007	DA OFFICE	\$45.60
				GENERAL FUND	\$109.44
				LAPA	\$4.56
				LOS ANGELES PD	\$296.41



State of California
ASSET FORFEITURE REPORT - 2007

Table 3

Admin Number	Docket Number	Amount Forfeited	Date Disbursed	Recipient	Amount Disbursed
06-1136	BS106255	\$34,867.75	7/16/2007	DA OFFICE	\$3,486.77
				GENERAL FUND	\$8,368.26
				LAPA	\$348.68
				LOS ANGELES PD	\$22,664.04
06-1137	MA036567	\$1,206.44	6/19/2007	DA OFFICE	\$120.64
				GENERAL FUND	\$289.54
				LAPA	\$12.07
				LOS ANGELES CO SO	\$784.19
06-1138		\$2,200.51	1/22/2007	DA OFFICE	\$220.05
				GENERAL FUND	\$528.12
				LAPA	\$22.01
				LOS ANGELES CO SO	\$1,430.33
06-1139		\$698.47	8/30/2007	DA OFFICE	\$69.84
				GENERAL FUND	\$167.63
				LAPA	\$6.99
				SOUTH GATE PD	\$454.01
06-1140		\$6,254.08	6/19/2007	DA OFFICE	\$625.41
				GENERAL FUND	\$1,500.98
				LAPA	\$62.54
				LOS ANGELES CO SO	\$4,065.15
06-1141		\$763.81	6/19/2007	DA OFFICE	\$76.38
				GENERAL FUND	\$183.31
				LAPA	\$7.64
				LOS ANGELES PD	\$496.48
06-1142		\$1,136.28	5/7/2007	DA OFFICE	\$113.63
				GENERAL FUND	\$272.71
				LAPA	\$11.36
				LOS ANGELES PD	\$738.58
06-1144		\$506.80	5/7/2007	DA OFFICE	\$50.68
				GENERAL FUND	\$121.63
				LAPA	\$5.07
				LOS ANGELES PD	\$329.42
06-1145		\$618.25	6/19/2007	DA OFFICE	\$61.82
				GENERAL FUND	\$148.38
				LAPA	\$6.18
				LOS ANGELES PD	\$401.87
06-1146	BS105983	\$27,680.78	10/24/2007	BURBANK PD	\$17,992.50



State of California
ASSET FORFEITURE REPORT - 2007

Table 3

Admin Number	Docket Number	Amount Forfeited	Date Disbursed	Recipient	Amount Disbursed
				DA OFFICE	\$2,768.09
				GENERAL FUND	\$6,643.38
				LAPA	\$276.81
06-1149		\$522.25	11/14/2007		
				DA OFFICE	\$52.22
				GENERAL FUND	\$125.34
				LAPA	\$5.23
				LOS ANGELES PD	\$339.46
06-1151	BA308411	\$1,759.13	10/24/2007		
				DA OFFICE	\$175.92
				GENERAL FUND	\$422.19
				LAPA	\$17.59
				LOS ANGELES PD	\$1,143.43
06-1152		\$5,664.50	11/27/2007		
				DA OFFICE	\$566.44
				GENERAL FUND	\$1,359.48
				LAPA	\$56.65
				LOS ANGELES PD	\$3,681.93
06-1153		\$6,511.02	11/7/2007		
				DA OFFICE	\$651.10
				GENERAL FUND	\$1,562.65
				LAPA	\$65.11
				LOS ANGELES PD	\$4,232.16
06-1154		\$656.22	6/19/2007		
				DA OFFICE	\$65.63
				GENERAL FUND	\$157.49
				LAPA	\$6.56
				LOS ANGELES PD	\$426.54
06-1156		\$1,827.77	1/10/2007		
				DA OFFICE	\$182.78
				GENERAL FUND	\$438.66
				LAPA	\$18.28
				LOS ANGELES PD	\$1,188.05
06-1159	BA221294	\$7,024.95	11/27/2007		
				DA OFFICE	\$702.49
				GENERAL FUND	\$1,685.99
				LAPA	\$70.25
				LOS ANGELES PD	\$4,566.22
06-1160	MA036548	\$5,981.38	8/14/2007		
				DA OFFICE	\$598.14
				GENERAL FUND	\$1,435.53
				LAPA	\$59.82
				LOS ANGELES CO SO	\$3,887.89
06-1164		\$5,752.97	6/19/2007		
				DA OFFICE	\$575.30
				GENERAL FUND	\$1,380.71
				HUNTINGTON PARK PD	\$3,739.43



State of California
ASSET FORFEITURE REPORT - 2007

Table 3

Admin Number	Docket Number	Amount Forfeited	Date Disbursed	Recipient	Amount Disbursed
06-1165		\$2,024.52	6/19/2007	LAPA	\$57.53
				DA OFFICE	\$202.45
				GENERAL FUND	\$485.88
				LAPA	\$20.25
				LONG BEACH PD	\$1,315.94
06-1166		\$548.36	12/13/2007		
				DA OFFICE	\$54.83
				GENERAL FUND	\$131.60
				LAPA	\$5.49
				LONG BEACH PD	\$356.44
06-1167		\$1,888.44	2/5/2007		
				DA OFFICE	\$188.85
				GENERAL FUND	\$453.22
				LAPA	\$18.89
				LONG BEACH PD	\$1,227.48
06-1168		\$955.44	4/13/2007		
				DA OFFICE	\$95.55
				GENERAL FUND	\$229.30
				LA IMPACT - GROUP 1	\$621.03
				LAPA	\$9.56
06-1169		\$3,697.87	6/26/2007		
				DA OFFICE	\$369.79
				GENERAL FUND	\$887.49
				LA IMPACT - GROUP 1	\$2,403.61
				LAPA	\$36.98
06-1170	BA310812	\$516.02	6/26/2007		
				DA OFFICE	\$51.61
				GENERAL FUND	\$123.84
				LAPA	\$5.16
				LOS ANGELES PD	\$335.41
06-1171		\$719.26	6/19/2007		
				DA OFFICE	\$71.93
				GENERAL FUND	\$172.62
				LAPA	\$7.19
				LOS ANGELES PD	\$467.52
06-1174		\$1,425.87	6/26/2007		
				DA OFFICE	\$142.59
				GENERAL FUND	\$342.21
				LAPA	\$14.26
				LOS ANGELES PD	\$926.81
06-1176	BS106251	\$35,728.19	3/28/2007		
				DA OFFICE	\$3,572.82
				GENERAL FUND	\$8,574.77
				INGLEWOOD PD	\$23,223.32
				LAPA	\$357.28



State of California
ASSET FORFEITURE REPORT - 2007

Table 3

Admin Number	Docket Number	Amount Forfeited	Date Disbursed	Recipient	Amount Disbursed
06-1178	LA053888	\$522.49	6/19/2007	DA OFFICE	\$52.24
				GENERAL FUND	\$125.40
				LAPA	\$5.23
				LOS ANGELES PD	\$339.62
06-1180	SA062000	\$2,611.89	12/13/2007	DA OFFICE	\$261.19
				GENERAL FUND	\$626.85
				HAWTHORNE PD	\$1,697.73
				LAPA	\$26.12
06-1181		\$2,791.64	12/13/2007	DA OFFICE	\$279.17
				GENERAL FUND	\$669.99
				LAPA	\$27.92
				LOS ANGELES PD	\$1,814.56
06-1183	BA311344	\$2,534.80	6/8/2007	DA OFFICE	\$253.48
				GENERAL FUND	\$608.35
				LAPA	\$25.35
				LOS ANGELES PD	\$1,647.62
06-1184		\$3,071.52	6/26/2007	DA OFFICE	\$307.16
				GENERAL FUND	\$737.16
				LAPA	\$30.72
				LOS ANGELES CO SO	\$1,996.48
06-1185		\$663.34	6/19/2007	DA OFFICE	\$66.34
				GENERAL FUND	\$159.20
				LAPA	\$6.63
				LOS ANGELES PD	\$431.17
06-1186		\$6,875.03	11/14/2007	DA OFFICE	\$687.50
				GENERAL FUND	\$1,650.01
				INGLEWOOD PD	\$4,468.77
				LAPA	\$68.75
06-1190		\$882.44	11/7/2007	DA OFFICE	\$88.25
				GENERAL FUND	\$211.78
				LAPA	\$8.83
				LOS ANGELES PD	\$573.58
06-1192		\$4,051.58	6/26/2007	DA OFFICE	\$405.15
				GENERAL FUND	\$972.38
				LAPA	\$40.52
				LOS ANGELES PD	\$2,633.53
06-1194		\$1,485.41	6/26/2007	DA OFFICE	\$148.54



State of California
ASSET FORFEITURE REPORT - 2007

Table 3

Admin Number	Docket Number	Amount Forfeited	Date Disbursed	Recipient	Amount Disbursed
				GENERAL FUND	\$356.50
				LAPA	\$14.86
				LOS ANGELES PD	\$965.51
06-1195		\$1,737.05	6/19/2007		
				DA OFFICE	\$173.71
				GENERAL FUND	\$416.89
				LAPA	\$17.37
				LOS ANGELES PD	\$1,129.08
06-1196		\$2,760.88	4/13/2007		
				DA OFFICE	\$276.09
				GENERAL FUND	\$662.61
				LAPA	\$27.61
				LOS ANGELES PD	\$1,794.57
06-1198		\$2,146.54	9/20/2007		
				DA OFFICE	\$214.65
				GENERAL FUND	\$515.17
				LAPA	\$21.47
				LOS ANGELES PD	\$1,395.25
06-1199	LA053947	\$390.21	9/13/2007		
				DA OFFICE	\$39.01
				GENERAL FUND	\$93.65
				LAPA	\$3.91
				LOS ANGELES PD	\$253.64
06-1201	BS107033	\$29,726.09	4/13/2007		
				DA OFFICE	\$2,972.61
				GENERAL FUND	\$7,134.26
				HAWTHORNE PD	\$19,321.96
				LAPA	\$297.26
06-1203	PA057557	\$5,455.64	8/14/2007		
				DA OFFICE	\$545.57
				GENERAL FUND	\$1,309.35
				LAPA	\$54.56
				LOS ANGELES PD	\$3,546.16
06-1204	BS106222	\$41,141.81	5/29/2007		
				DA OFFICE	\$4,114.18
				GENERAL FUND	\$9,874.03
				LAPA	\$411.42
				LOS ANGELES CO SO	\$26,742.18
06-1205	BS106150	\$31,429.47	6/19/2007		
				DA OFFICE	\$3,142.95
				GENERAL FUND	\$7,543.07
				HAWTHORNE PD	\$20,429.16
				LAPA	\$314.29
06-1206	BS106152	\$90,800.20	2/27/2007		
				DA OFFICE	\$9,080.02
				GENERAL FUND	\$21,792.05
				LA IMPACT - GROUP 1	\$59,020.13



State of California
ASSET FORFEITURE REPORT - 2007

Table 3

Admin Number	Docket Number	Amount Forfeited	Date Disbursed	Recipient	Amount Disbursed
				LAPA	\$908.00
06-1207	BS107037	\$65,093.00	4/13/2007	DA OFFICE	\$6,509.30
				GENERAL FUND	\$15,622.32
				LA IMPACT - GROUP 1	\$42,310.45
				LAPA	\$650.93
06-1210		\$1,925.15	9/13/2007	DA OFFICE	\$192.53
				GENERAL FUND	\$462.03
				LAPA	\$19.25
				PASADENA PD	\$1,251.34
06-1211		\$1,246.50	6/26/2007	DA OFFICE	\$124.65
				GENERAL FUND	\$299.16
				LAPA	\$12.47
				WHITTIER PD	\$810.22
06-1216		\$577.55	6/19/2007	DA OFFICE	\$57.75
				GENERAL FUND	\$138.61
				LAPA	\$5.78
				LOS ANGELES PD	\$375.41
06-1217		\$1,139.40	6/19/2007	DA OFFICE	\$113.94
				GENERAL FUND	\$273.45
				LAPA	\$11.40
				LOS ANGELES PD	\$740.61
06-1218	KA076938	\$1,782.33	3/28/2007	DA OFFICE	\$178.24
				EL MONTE PD	\$1,158.51
				GENERAL FUND	\$427.76
				LAPA	\$17.82
06-1221		\$1,815.43	7/5/2007	DA OFFICE	\$181.55
				GENERAL FUND	\$435.70
				LAPA	\$18.15
				LOS ANGELES PD	\$1,180.03
06-1223	BS106153	\$842,915.48	1/10/2007	DA OFFICE	\$84,291.51
				GENERAL FUND	\$202,299.72
				LAPA	\$8,429.15
				LOS ANGELES PD	\$547,895.10
06-1226		\$5,397.63	6/26/2007	DA OFFICE	\$539.76
				GENERAL FUND	\$1,295.43
				LAPA	\$53.98
				LOS ANGELES PD	\$3,508.46



State of California
ASSET FORFEITURE REPORT - 2007

Table 3

Number	Number	Forfeited	Disbursed	Disbursed
06-1234	BS106250	\$30,779.88	2/27/2007	
				DA OFFICE \$3,077.99
				GENERAL FUND \$7,387.17
				HAWTHORNE PD \$20,006.92
				LAPA \$307.80
06-1235	BS106252	\$42,773.20	2/27/2007	
				DA OFFICE \$4,277.32
				GENERAL FUND \$10,265.57
				HAWTHORNE PD \$27,802.58
				LAPA \$427.73
06-1236	BS107759	\$36,486.97	8/30/2007	
				DA OFFICE \$3,648.70
				GENERAL FUND \$8,756.87
				INGLEWOOD PD \$23,716.53
				LAPA \$364.87
06-1238		\$2,884.73	11/7/2007	
				DA OFFICE \$288.49
				GENERAL FUND \$692.33
				LAPA \$28.84
				LOS ANGELES PD \$1,875.07
06-1241		\$3,313.70	6/19/2007	
				DA OFFICE \$331.38
				GENERAL FUND \$795.28
				LAPA \$33.14
				SANTA MONICA PD \$2,153.90
06-1244		\$10,106.27	8/14/2007	
				DA OFFICE \$1,010.64
				GENERAL FUND \$2,425.50
				LAPA \$101.06
				MONTEBELLO PD \$6,569.07
06-1246		\$1,074.26	6/19/2007	
				DA OFFICE \$107.44
				GENERAL FUND \$257.82
				LAPA \$10.74
				LOS ANGELES PD \$698.26
06-1249		\$512.26	8/14/2007	
				DA OFFICE \$51.23
				GENERAL FUND \$122.94
				LAPA \$5.12
				LOS ANGELES PD \$332.97
06-1250	VA097960	\$4,098.44	10/24/2007	
				DA OFFICE \$409.85
				GENERAL FUND \$983.63
				LAPA \$40.98
				LOS ANGELES CO SO \$2,663.98
06-1253	BS108259	\$84,986.46	10/24/2007	
				DA OFFICE \$8,498.65



State of California
ASSET FORFEITURE REPORT - 2007

Table 3

Admin Number	Docket Number	Amount Forfeited	Date Disbursed	Recipient	Amount Disbursed
				GENERAL FUND	\$20,396.75
				LAPA	\$849.86
				MONTEBELLO PD	\$55,241.20
06-1254		\$1,199.23	6/19/2007	DA OFFICE	\$119.93
				GENERAL FUND	\$287.81
				LAPA	\$11.99
				LOS ANGELES PD	\$779.50
06-1255		\$3,059.95	11/7/2007	DA OFFICE	\$305.99
				EL MONTE PD	\$1,988.97
				GENERAL FUND	\$734.39
				LAPA	\$30.60
06-1257		\$2,132.09	6/26/2007	DA OFFICE	\$213.21
				GENERAL FUND	\$511.70
				LAPA	\$21.32
				LOS ANGELES PD	\$1,385.86
06-1258		\$9,107.37	3/14/2007	DA OFFICE	\$910.73
				EL MONTE PD	\$5,919.79
				GENERAL FUND	\$2,185.77
				LAPA	\$91.08
06-1261	BS106339	\$262,073.78	3/14/2007	DA OFFICE	\$26,207.33
				GENERAL FUND	\$62,897.71
				LAPA	\$2,620.74
				LOS ANGELES PD	\$170,348.00
06-1262	BA312490	\$628.35	6/26/2007	DA OFFICE	\$62.85
				GENERAL FUND	\$150.80
				LAPA	\$6.28
				LOS ANGELES PD	\$408.42
06-1263		\$1,553.42	6/26/2007	DA OFFICE	\$155.34
				GENERAL FUND	\$372.82
				LAPA	\$15.54
				LOS ANGELES PD	\$1,009.72
06-1264		\$620.61	6/19/2007	DA OFFICE	\$62.07
				GENERAL FUND	\$148.94
				LAPA	\$6.21
				LOS ANGELES PD	\$403.39
06-1265		\$660.50	7/5/2007	DA OFFICE	\$66.05
				GENERAL FUND	\$158.52
				LAPA	\$6.61



State of California
ASSET FORFEITURE REPORT - 2007

Table 3

Admin Number	Docket Number	Amount Forfeited	Date Disbursed	Recipient	Amount Disbursed
				LOS ANGELES PD	\$429.32
06-1267	PA057731	\$1,170.79	5/7/2007	DA OFFICE	\$117.08
				GENERAL FUND	\$280.99
				LAPA	\$11.71
				LOS ANGELES PD	\$761.01
06-1268		\$1,668.84	6/19/2007	DA OFFICE	\$166.89
				GENERAL FUND	\$400.52
				LAPA	\$16.69
				LOS ANGELES PD	\$1,084.74
06-1270	TA087767	\$732.28	7/16/2007	DA OFFICE	\$73.23
				GENERAL FUND	\$175.75
				LAPA	\$7.32
				LOS ANGELES PD	\$475.98
06-1271		\$10,093.18	11/7/2007	DA OFFICE	\$1,009.32
				GENERAL FUND	\$2,422.36
				LAPA	\$100.93
				LOS ANGELES PD	\$6,560.57
06-1272		\$4,970.45	6/26/2007	DA OFFICE	\$497.04
				GENERAL FUND	\$1,192.91
				LAPA	\$49.71
				LOS ANGELES CO SO	\$3,230.79
06-1273	VA071848	\$2,115.72	8/30/2007	DA OFFICE	\$211.58
				GENERAL FUND	\$507.77
				LAPA	\$21.16
				LONG BEACH PD	\$1,375.21
06-1276	bs106459	\$192,515.25	5/29/2007	DA OFFICE	\$19,251.54
				GENERAL FUND	\$46,203.66
				LAPA	\$1,925.15
				LOS ANGELES PD	\$125,134.90
06-1277	LA054119	\$1,631.22	12/13/2007	DA OFFICE	\$163.12
				GENERAL FUND	\$391.49
				LAPA	\$16.31
				LOS ANGELES PD	\$1,060.30
06-1279	VA098092	\$1,527.12	6/26/2007	DA OFFICE	\$152.71
				DOWNEY PD	\$992.63
				GENERAL FUND	\$366.51
				LAPA	\$15.27



State of California
ASSET FORFEITURE REPORT - 2007

Table 3

Admin Number	Docket Number	Amount Forfeited	Date Disbursed	Recipient	Amount Disbursed
06-1280		\$2,444.77	6/19/2007	BURBANK PD	\$1,589.10
				DA OFFICE	\$244.48
				GENERAL FUND	\$586.74
				LAPA	\$24.45
06-1282		\$4,961.74	11/7/2007	BURBANK PD	\$3,225.13
				DA OFFICE	\$496.18
				GENERAL FUND	\$1,190.82
				LAPA	\$49.61
06-1283		\$4,078.63	6/8/2007	DA OFFICE	\$407.87
				GENERAL FUND	\$978.87
				LAPA	\$40.79
				LOS ANGELES CO SO	\$2,651.10
06-1284	VA088399	\$2,923.37	8/14/2007	DA OFFICE	\$292.34
				GENERAL FUND	\$701.61
				LAPA	\$29.23
				LOS ANGELES CO SO	\$1,900.19
06-1288		\$1,344.90	6/26/2007	BURBANK AIRPORT POLICE	\$874.18
				DA OFFICE	\$134.50
				GENERAL FUND	\$322.77
				LAPA	\$13.45
06-1289		\$640.87	11/14/2007	DA OFFICE	\$64.08
				GENERAL FUND	\$153.81
				LAPA	\$6.41
				LOS ANGELES PD	\$416.57
06-1290	PA057819	\$538.87	5/18/2007	DA OFFICE	\$53.89
				GENERAL FUND	\$129.33
				LAPA	\$5.39
				LOS ANGELES PD	\$350.26
06-1291		\$1,155.80	5/7/2007	CULVER CITY PD	\$751.27
				DA OFFICE	\$115.58
				GENERAL FUND	\$277.39
				LAPA	\$11.56
06-1292		\$5,815.51	6/19/2007	DA OFFICE	\$581.55
				GENERAL FUND	\$1,395.72
				LAPA	\$58.16
				SANTA MONICA PD	\$3,780.08
06-1296		\$1,697.84	8/14/2007	DA OFFICE	\$169.79



State of California
ASSET FORFEITURE REPORT - 2007

Table 3

Admin Number	Docket Number	Amount Forfeited	Date Disbursed	Recipient	Amount Disbursed
				EL MONTE PD	\$1,103.59
				GENERAL FUND	\$407.48
				LAPA	\$16.98
06-1298		\$2,353.18	8/14/2007		
				DA OFFICE	\$235.33
				GENERAL FUND	\$564.76
				LAPA	\$23.53
				LOS ANGELES PD	\$1,529.56
06-1301		\$553.70	6/19/2007		
				DA OFFICE	\$55.37
				GENERAL FUND	\$132.89
				LAPA	\$5.54
				LOS ANGELES PD	\$359.90
06-1302		\$1,604.00	11/14/2007		
				BURBANK PD	\$1,042.60
				DA OFFICE	\$160.40
				GENERAL FUND	\$384.96
				LAPA	\$16.04
06-1304		\$495.84	8/14/2007		
				DA OFFICE	\$49.59
				GENERAL FUND	\$119.00
				LAPA	\$4.96
				LOS ANGELES PD	\$322.29
06-1305		\$10,168.55	8/14/2007		
				DA OFFICE	\$1,016.86
				GENERAL FUND	\$2,440.45
				LAPA	\$101.69
				LOS ANGELES PD	\$6,609.55
06-1308		\$7,466.82	11/14/2007		
				BURBANK AIRPORT POLICE	\$4,853.43
				DA OFFICE	\$746.68
				GENERAL FUND	\$1,792.04
				LAPA	\$74.67
06-1310		\$7,635.73	7/5/2007		
				DA OFFICE	\$763.58
				GENERAL FUND	\$1,832.57
				LAPA	\$76.36
				LOS ANGELES CO SO	\$4,963.22
06-1311		\$2,398.97	11/7/2007		
				DA OFFICE	\$239.90
				GENERAL FUND	\$575.75
				LAPA	\$23.99
				LOS ANGELES PD	\$1,559.33
06-1312		\$22,083.79	11/7/2007		
				DA OFFICE	\$2,208.38
				GENERAL FUND	\$5,300.11
				LAPA	\$220.84



State of California
ASSET FORFEITURE REPORT - 2007

Table 3

Admin Number	Docket Number	Amount Forfeited	Date Disbursed	Recipient	Amount Disbursed
				LOS ANGELES CO SO	\$14,354.46
06-1313	VA068919	\$613.58	8/14/2007	DA OFFICE	\$61.35
				GENERAL FUND	\$147.26
				LAPA	\$6.14
				MONTEBELLO PD	\$398.83
06-1315	PA055344	\$5,333.21	9/13/2007	BURBANK AIRPORT POLICE	\$3,466.59
				DA OFFICE	\$533.31
				GENERAL FUND	\$1,279.97
				LAPA	\$53.34
06-1316	BS106500	\$31,773.59	7/16/2007	DA OFFICE	\$3,177.36
				GENERAL FUND	\$7,625.67
				LAPA	\$317.73
				LOS ANGELES PD	\$20,652.83
06-1317	BA312394	\$1,689.76	10/24/2007	DA OFFICE	\$168.98
				GENERAL FUND	\$405.54
				LAPA	\$16.90
				LOS ANGELES PD	\$1,098.34
06-1319		\$2,373.69	3/28/2007	DA OFFICE	\$237.36
				GENERAL FUND	\$569.69
				GLENORA PD	\$1,542.90
				LAPA	\$23.74
06-1320	KA076838	\$1,321.73	6/19/2007	DA OFFICE	\$132.16
				GENERAL FUND	\$317.22
				GLENORA PD	\$859.13
				LAPA	\$13.22
06-1323	PA057870	\$1,405.88	11/7/2007	DA OFFICE	\$140.59
				GENERAL FUND	\$337.41
				LAPA	\$14.06
				LOS ANGELES PD	\$913.82
06-1328		\$686.79	7/5/2007	DA OFFICE	\$68.68
				GENERAL FUND	\$164.83
				LAPA	\$6.87
				LOS ANGELES PD	\$446.41
06-1329		\$17,919.42	12/13/2007	DA OFFICE	\$1,791.94
				GENERAL FUND	\$4,300.67
				LAPA	\$179.19
				LOS ANGELES PD	\$11,647.62



State of California
ASSET FORFEITURE REPORT - 2007

Table 3

Admin Number	Docket Number	Amount Forfeited	Date Disbursed	Recipient	Amount Disbursed
06-1330		\$1,218.45	6/19/2007	DA OFFICE	\$121.84
				GENERAL FUND	\$292.43
				LAPA	\$12.19
				LOS ANGELES PD	\$791.99
06-1331		\$548.10	11/7/2007	DA OFFICE	\$54.81
				GENERAL FUND	\$131.54
				LAPA	\$5.48
				LOS ANGELES PD	\$356.27
06-1333	BS107763	\$31,662.59	8/30/2007	DA OFFICE	\$3,166.26
				GENERAL FUND	\$7,599.02
				LA IMPACT - GROUP 1	\$20,580.68
				LAPA	\$316.63
06-1334		\$3,906.91	11/7/2007	DA OFFICE	\$390.69
				GENERAL FUND	\$937.66
				LAPA	\$39.07
				LOS ANGELES CO SO	\$2,539.49
06-1335	LA054357	\$3,210.74	8/14/2007	DA OFFICE	\$321.07
				GENERAL FUND	\$770.58
				LAPA	\$32.11
				LOS ANGELES PD	\$2,086.98
06-1336		\$573.81	6/26/2007	DA OFFICE	\$57.38
				GENERAL FUND	\$137.71
				LAPA	\$5.74
				LOS ANGELES PD	\$372.98
06-1337		\$693.01	11/7/2007	DA OFFICE	\$69.30
				GENERAL FUND	\$166.32
				LAPA	\$6.93
				LOS ANGELES PD	\$450.46
06-1340	BA239098	\$480.27	8/14/2007	DA OFFICE	\$48.04
				GENERAL FUND	\$115.26
				LAPA	\$4.80
				LOS ANGELES PD	\$312.17
06-1342		\$2,887.63	4/13/2007	DA OFFICE	\$288.76
				GENERAL FUND	\$693.03
				LAPA	\$28.88
				LOS ANGELES CO SO	\$1,876.96
06-1344		\$898.77	6/19/2007	CULVER CITY PD	\$584.20



State of California
ASSET FORFEITURE REPORT - 2007

Table 3

Admin Number	Docket Number	Amount Forfeited	Date Disbursed	Recipient	Amount Disbursed
				DA OFFICE	\$89.88
				GENERAL FUND	\$215.70
				LAPA	\$8.99
06-1346		\$1,637.50	7/5/2007		
				DA OFFICE	\$163.75
				GENERAL FUND	\$393.00
				LAPA	\$16.38
				WEST COVINA PD	\$1,064.37
06-1347	KA075662	\$495.87	5/29/2007		
				DA OFFICE	\$49.58
				GENERAL FUND	\$119.01
				LAPA	\$4.96
				WEST COVINA PD	\$322.32
06-1348	KA075082	\$4,099.12	8/30/2007		
				DA OFFICE	\$409.92
				GENERAL FUND	\$983.79
				LAPA	\$40.99
				WEST COVINA PD	\$2,664.42
06-1349		\$1,110.16	8/14/2007		
				DA OFFICE	\$111.02
				GENERAL FUND	\$266.44
				LAPA	\$11.10
				WEST COVINA PD	\$721.60
06-1350	KA075290	\$588.44	5/29/2007		
				DA OFFICE	\$58.85
				GENERAL FUND	\$141.22
				LAPA	\$5.89
				WEST COVINA PD	\$382.48
06-1355		\$626.12	7/5/2007		
				DA OFFICE	\$62.62
				GENERAL FUND	\$150.27
				LAPA	\$6.26
				LOS ANGELES PD	\$406.97
06-1357		\$1,281.75	6/26/2007		
				DA OFFICE	\$128.17
				GENERAL FUND	\$307.62
				LAPA	\$12.82
				LOS ANGELES PD	\$833.14
06-1358	BA311283	\$1,878.31	10/24/2007		
				DA OFFICE	\$187.83
				GENERAL FUND	\$450.80
				LAPA	\$18.78
				LOS ANGELES PD	\$1,220.90
06-1359		\$1,408.52	11/14/2007		
				DA OFFICE	\$140.86
				GENERAL FUND	\$338.04
				LAPA	\$14.09



State of California
ASSET FORFEITURE REPORT - 2007

Table 3

Admin Number	Docket Number	Amount Forfeited	Date Disbursed	Recipient	Amount Disbursed
06-1360		\$14,022.67	11/7/2007	LOS ANGELES PD	\$915.53
				DA OFFICE	\$1,402.27
				GENERAL FUND	\$3,365.44
				LAPA	\$140.23
				LOS ANGELES PD	\$9,114.73
06-1365		\$1,327.45	11/7/2007	DA OFFICE	\$132.74
				GENERAL FUND	\$318.59
				LAPA	\$13.28
				LOS ANGELES PD	\$862.84
06-1368		\$1,151.47	11/7/2007	DA OFFICE	\$115.15
				GENERAL FUND	\$276.35
				LAPA	\$11.52
				LOS ANGELES PD	\$748.45
06-1370	BA313412	\$709.47	9/20/2007	DA OFFICE	\$70.95
				GENERAL FUND	\$170.27
				LAPA	\$7.10
				LOS ANGELES PD	\$461.15
06-1372	TA087998	\$1,086.68	7/16/2007	DA OFFICE	\$108.67
				GENERAL FUND	\$260.80
				LAPA	\$10.87
				LOS ANGELES PD	\$706.34
06-1374	LA054271	\$1,181.58	7/30/2007	DA OFFICE	\$118.16
				GENERAL FUND	\$283.58
				LAPA	\$11.82
				LOS ANGELES PD	\$768.02
06-1375		\$571.33	11/7/2007	DA OFFICE	\$57.13
				GENERAL FUND	\$137.12
				LAPA	\$5.71
				LOS ANGELES PD	\$371.37
06-1376		\$859.14	12/13/2007	DA OFFICE	\$85.92
				GENERAL FUND	\$206.19
				LAPA	\$8.59
				WEST COVINA PD	\$558.44
06-1377		\$6,358.81	8/14/2007	DA OFFICE	\$635.89
				GENERAL FUND	\$1,526.11
				LAPA	\$63.59
				WEST COVINA PD	\$4,133.22



State of California
ASSET FORFEITURE REPORT - 2007

Table 3

Admin Number	Docket Number	Amount Forfeited	Date Disbursed	Recipient	Amount Disbursed
06-1386		\$2,752.33	11/7/2007	DA OFFICE	\$275.23
				GENERAL FUND	\$660.56
				LAPA	\$27.53
				LOS ANGELES CO SO	\$1,789.01
07-0001		\$2,012.38	7/5/2007	DA OFFICE	\$201.23
				GENERAL FUND	\$482.97
				LAPA	\$20.13
				LOS ANGELES PD	\$1,308.05
07-0004		\$1,004.10	11/14/2007	DA OFFICE	\$100.42
				GENERAL FUND	\$240.98
				LAPA	\$10.04
				LOS ANGELES PD	\$652.66
07-0006		\$614.70	8/30/2007	DA OFFICE	\$61.47
				GARDENA PD	\$399.56
				GENERAL FUND	\$147.52
				LAPA	\$6.15
07-0009	BS107034	\$50,763.44	10/24/2007	DA OFFICE	\$5,076.36
				GENERAL FUND	\$12,183.22
				LA IMPACT - GROUP 1	\$32,996.23
				LAPA	\$507.63
07-0010	BS107818	\$27,406.65	10/24/2007	DA OFFICE	\$2,740.66
				GENERAL FUND	\$6,577.60
				LA IMPACT - GROUP 1	\$17,814.32
				LAPA	\$274.07
07-0011		\$2,605.67	6/19/2007	DA OFFICE	\$260.57
				GENERAL FUND	\$625.36
				LAPA	\$26.06
				LOS ANGELES PD	\$1,693.68
07-0012		\$5,671.42	11/7/2007	DA OFFICE	\$567.14
				GENERAL FUND	\$1,361.14
				LAPA	\$56.72
				LOS ANGELES PD	\$3,686.42
07-0013		\$1,175.17	11/7/2007	DA OFFICE	\$117.52
				GENERAL FUND	\$282.04
				LAPA	\$11.75
				LOS ANGELES PD	\$763.86
07-0015		\$1,505.78	11/14/2007	DA OFFICE	\$150.58



State of California
ASSET FORFEITURE REPORT - 2007

Table 3

Admin Number	Docket Number	Amount Forfeited	Date Disbursed	Recipient	Amount Disbursed
				GENERAL FUND	\$361.39
				LAPA	\$15.06
				LOS ANGELES PD	\$978.75
07-0017	PA057080	\$9,430.20	7/16/2007		
				DA OFFICE	\$943.03
				GENERAL FUND	\$2,263.25
				LAPA	\$94.30
				LOS ANGELES PD	\$6,129.62
07-0018	VA097503	\$1,293.85	11/14/2007		
				DA OFFICE	\$129.40
				GENERAL FUND	\$310.52
				LAPA	\$12.93
				LOS ANGELES PD	\$841.00
07-0020		\$3,817.80	8/30/2007		
				DA OFFICE	\$381.78
				GENERAL FUND	\$916.27
				LAPA	\$38.18
				LOS ANGELES PD	\$2,481.57
07-0021	BS106901	\$17,840.09	5/7/2007		
				DA OFFICE	\$1,784.01
				GENERAL FUND	\$4,281.62
				HAWTHORNE PD	\$11,596.06
				LAPA	\$178.40
07-0024		\$24,589.79	7/5/2007		
				DA OFFICE	\$2,458.97
				GENERAL FUND	\$5,901.55
				LAPA	\$245.90
				LOS ANGELES CO SO	\$15,983.37
07-0026	BS107765	\$38,286.62	7/16/2007		
				DA OFFICE	\$3,828.66
				GENERAL FUND	\$9,188.79
				HAWTHORNE PD	\$24,886.30
				LAPA	\$382.87
07-0029		\$1,008.24	11/14/2007		
				DA OFFICE	\$100.82
				GENERAL FUND	\$241.98
				LAPA	\$10.09
				LOS ANGELES PD	\$655.35
07-0030	BA314462	\$477.33	10/24/2007		
				DA OFFICE	\$47.73
				GENERAL FUND	\$114.56
				LAPA	\$4.77
				LOS ANGELES PD	\$310.27
07-0031	VA095859	\$1,794.20	8/30/2007		
				DA OFFICE	\$179.42
				DOWNEY PD	\$1,166.23
				GENERAL FUND	\$430.61



State of California
ASSET FORFEITURE REPORT - 2007

Table 3

Admin Number	Docket Number	Amount Forfeited	Date Disbursed	Recipient	Amount Disbursed
				LAPA	\$17.94
07-0032		\$952.62	11/7/2007	DA OFFICE	\$95.26
				GENERAL FUND	\$228.63
				LAPA	\$9.53
				LOS ANGELES PD	\$619.20
07-0033	BA315005	\$169.56	11/7/2007	DA OFFICE	\$16.96
				GENERAL FUND	\$40.69
				LAPA	\$1.70
				LOS ANGELES PD	\$110.21
07-0034		\$1,188.05	8/30/2007	DA OFFICE	\$118.81
				GENERAL FUND	\$285.13
				LAPA	\$11.88
				LOS ANGELES PD	\$772.23
07-0036		\$1,063.96	11/7/2007	DA OFFICE	\$106.40
				GENERAL FUND	\$255.35
				LAPA	\$10.64
				LOS ANGELES PD	\$691.57
07-0037		\$479.27	8/14/2007	DA OFFICE	\$47.92
				GENERAL FUND	\$115.03
				LAPA	\$4.79
				LOS ANGELES PD	\$311.53
07-0038	BA314418	\$408.96	6/7/2007	DA OFFICE	\$40.90
				GENERAL FUND	\$98.15
				LAPA	\$4.09
				LOS ANGELES PD	\$265.82
07-0039		\$580.78	8/30/2007	DA OFFICE	\$58.07
				GENERAL FUND	\$139.39
				LAPA	\$5.81
				LOS ANGELES PD	\$377.51
07-0041		\$971.09	11/7/2007	DA OFFICE	\$97.11
				GENERAL FUND	\$233.06
				LAPA	\$9.71
				LOS ANGELES PD	\$631.21
07-0042	PA058077	\$701.92	5/18/2007	DA OFFICE	\$70.19
				GENERAL FUND	\$168.46
				LAPA	\$7.02
				LOS ANGELES PD	\$456.25



State of California
ASSET FORFEITURE REPORT - 2007

Table 3

Admin Number	Docket Number	Amount Forfeited	Date Disbursed	Recipient	Amount Disbursed
07-0048		\$14,553.92	9/17/2007	DA OFFICE	\$1,455.41
				GENERAL FUND	\$3,492.94
				LAPA	\$145.53
				LOS ANGELES PD	\$9,460.04
07-0050	BA314692	\$1,614.80	11/14/2007	DA OFFICE	\$161.48
				GENERAL FUND	\$387.55
				LAPA	\$16.15
				LOS ANGELES PD	\$1,049.62
07-0056	BS107036	\$59,934.44	6/19/2007	DA OFFICE	\$5,993.44
				GENERAL FUND	\$14,384.27
				LA IMPACT - GROUP 1	\$38,957.39
				LAPA	\$599.34
07-0058		\$6,379.72	8/30/2007	DA OFFICE	\$637.97
				GENERAL FUND	\$1,531.13
				LAPA	\$63.80
				LOS ANGELES PD	\$4,146.82
07-0060	BS107035	\$72,789.98	9/13/2007	DA OFFICE	\$7,278.99
				GENERAL FUND	\$17,469.60
				HAWTHORNE PD	\$47,313.49
				LAPA	\$727.90
07-0061	BS107135	\$35,473.15	10/24/2007	DA OFFICE	\$3,547.31
				GENERAL FUND	\$8,513.56
				LAPA	\$354.73
				LOS ANGELES PD	\$23,057.55
07-0063		\$1,505.19	7/5/2007	DA OFFICE	\$150.53
				GENERAL FUND	\$361.24
				LAPA	\$15.05
				LOS ANGELES PD	\$978.37
07-0065		\$510.85	7/5/2007	DA OFFICE	\$51.09
				GENERAL FUND	\$122.60
				LAPA	\$5.11
				LOS ANGELES PD	\$332.05
07-0067		\$640.95	8/30/2007	DA OFFICE	\$64.09
				GENERAL FUND	\$153.83
				LAPA	\$6.41
				LOS ANGELES PD	\$416.62
07-0070		\$2,544.57	7/5/2007	DA OFFICE	\$254.45



State of California
ASSET FORFEITURE REPORT - 2007

Table 3

Admin Number	Docket Number	Amount Forfeited	Date Disbursed	Recipient	Amount Disbursed
				GARDENA PD	\$1,653.97
				GENERAL FUND	\$610.70
				LAPA	\$25.45
07-0075	BS107679	\$37,907.21	8/14/2007		
				DA OFFICE	\$3,790.72
				GENERAL FUND	\$9,097.73
				LAPA	\$379.07
				LONG BEACH PD	\$24,639.69
07-0077		\$1,416.85	11/27/2007		
				DA OFFICE	\$141.69
				GENERAL FUND	\$340.04
				LAPA	\$14.17
				LOS ANGELES PD	\$920.95
07-0078		\$1,256.77	11/14/2007		
				DA OFFICE	\$125.67
				GENERAL FUND	\$301.63
				LAPA	\$12.57
				LOS ANGELES PD	\$816.90
07-0081		\$935.55	11/14/2007		
				BURBANK AIRPORT POLICE	\$608.11
				DA OFFICE	\$93.55
				GENERAL FUND	\$224.53
				LAPA	\$9.36
07-0083	BS107134	\$46,284.24	9/13/2007		
				DA OFFICE	\$4,628.43
				GENERAL FUND	\$11,108.22
				LAPA	\$462.84
				LOS ANGELES PD	\$30,084.75
07-0084	BA315538	\$426.45	12/13/2007		
				DA OFFICE	\$42.65
				GENERAL FUND	\$102.35
				LAPA	\$4.26
				LOS ANGELES PD	\$277.19
07-0085		\$8,979.85	7/5/2007		
				DA OFFICE	\$897.99
				GENERAL FUND	\$2,155.16
				LAPA	\$89.80
				LOS ANGELES PD	\$5,836.90
07-0087	KA075279	\$3,161.63	7/30/2007		
				DA OFFICE	\$316.16
				GENERAL FUND	\$758.79
				LAPA	\$31.62
				WEST COVINA PD	\$2,055.06
07-0088	LA054637	\$510.28	5/29/2007		
				DA OFFICE	\$51.03
				GENERAL FUND	\$122.47
				LAPA	\$5.10



State of California
ASSET FORFEITURE REPORT - 2007

Table 3

Admin Number	Docket Number	Amount Forfeited	Date Disbursed	Recipient	Amount Disbursed
07-0090		\$99,142.47	10/12/2007	LOS ANGELES PD	\$331.68
				DA OFFICE	\$9,914.25
				GENERAL FUND	\$23,794.19
				LAPA	\$991.42
				LOS ANGELES CO SO	\$64,442.61
07-0094		\$2,175.53	8/30/2007	DA OFFICE	\$217.55
				GENERAL FUND	\$522.13
				LAPA	\$21.76
				POMONA PD	\$1,414.09
07-0096	NA073042	\$1,214.20	5/18/2007	DA OFFICE	\$121.42
				GENERAL FUND	\$291.41
				LAPA	\$12.14
				LONG BEACH PD	\$789.23
07-0101	BS107819	\$33,943.20	10/24/2007	CULVER CITY PD	\$22,063.08
				DA OFFICE	\$3,394.32
				GENERAL FUND	\$8,146.37
				LAPA	\$339.43
07-0102		\$6,109.31	8/30/2007	DA OFFICE	\$610.94
				GENERAL FUND	\$1,466.23
				LAPA	\$61.09
				LOS ANGELES PD	\$3,971.05
07-0105		\$3,641.50	11/14/2007	DA OFFICE	\$364.15
				GENERAL FUND	\$873.96
				LAPA	\$36.42
				LOS ANGELES PD	\$2,366.97
07-0108		\$6,659.87	8/30/2007	DA OFFICE	\$665.99
				GARDENA PD	\$4,328.92
				GENERAL FUND	\$1,598.37
				LAPA	\$66.59
07-0110		\$733.98	11/14/2007	DA OFFICE	\$73.41
				GENERAL FUND	\$176.15
				LAPA	\$7.34
				LOS ANGELES PD	\$477.08
07-0111		\$1,505.19	5/18/2007	DA OFFICE	\$150.53
				GENERAL FUND	\$361.24
				LAPA	\$15.05
				LOS ANGELES PD	\$978.37



State of California
ASSET FORFEITURE REPORT - 2007

Table 3

Admin Number	Docket Number	Amount Forfeited	Date Disbursed	Recipient	Amount Disbursed
07-0114	BA312630	\$515.94	12/13/2007	DA OFFICE	\$51.59
				GENERAL FUND	\$123.83
				LAPA	\$5.16
				LOS ANGELES PD	\$335.36
07-0119	BS107312	\$19,314.85	5/29/2007	DA OFFICE	\$1,931.49
				GENERAL FUND	\$4,635.56
				HAWTHORNE PD	\$12,554.65
				LAPA	\$193.15
07-0120	BS107310	\$11,179.47	5/29/2007	DA OFFICE	\$1,117.95
				GENERAL FUND	\$2,683.07
				HAWTHORNE PD	\$7,266.66
				LAPA	\$111.79
07-0123	BS107690	\$139,754.19	7/30/2007	DA OFFICE	\$13,975.41
				GENERAL FUND	\$33,541.01
				LAPA	\$1,397.54
				LOS ANGELES PD	\$90,840.23
07-0126	BS107396	\$53,369.28	7/16/2007	DA OFFICE	\$5,336.93
				GENERAL FUND	\$12,808.63
				LAPA	\$533.69
				LOS ANGELES PD	\$34,690.03
07-0127	SA062961	\$4,262.99	8/14/2007	DA OFFICE	\$426.30
				GENERAL FUND	\$1,023.12
				LAPA	\$42.63
				LOS ANGELES CO SO	\$2,770.94
07-0128	KA077873	\$3,631.74	12/13/2007	DA OFFICE	\$363.17
				GENERAL FUND	\$871.62
				LAPA	\$36.32
				LOS ANGELES CO SO	\$2,360.63
07-0129		\$2,872.49	8/30/2007	DA OFFICE	\$287.25
				GENERAL FUND	\$689.40
				LAPA	\$28.73
				LOS ANGELES PD	\$1,867.11
07-0130	NA065590	\$3,113.42	11/14/2007	DA OFFICE	\$311.34
				GENERAL FUND	\$747.22
				LAPA	\$31.14
				LOS ANGELES PD	\$2,023.72
07-0131		\$4,577.01	8/14/2007	DA OFFICE	\$457.71



State of California
ASSET FORFEITURE REPORT - 2007

Table 3

Admin Number	Docket Number	Amount Forfeited	Date Disbursed	Recipient	Amount Disbursed
				GENERAL FUND	\$1,098.48
				LAPA	\$45.77
				LOS ANGELES CO SO	\$2,975.05
07-0132		\$822.68	11/14/2007		
				DA OFFICE	\$82.27
				GENERAL FUND	\$197.44
				LAPA	\$8.23
				LOS ANGELES PD	\$534.74
07-0135		\$9,057.17	6/19/2007		
				DA OFFICE	\$905.73
				GENERAL FUND	\$2,173.72
				LAPA	\$90.57
				ORANGE CO SO	\$5,887.15
07-0136		\$622.39	11/14/2007		
				DA OFFICE	\$62.24
				GENERAL FUND	\$149.37
				LAPA	\$6.23
				LOS ANGELES PD	\$404.55
07-0137		\$699.12	11/14/2007		
				DA OFFICE	\$69.92
				GENERAL FUND	\$167.79
				LAPA	\$6.99
				LOS ANGELES PD	\$454.42
07-0138	BA316661	\$506.23	12/13/2007		
				DA OFFICE	\$50.63
				GENERAL FUND	\$121.49
				LAPA	\$5.06
				LOS ANGELES PD	\$329.05
07-0139		\$4,903.69	11/14/2007		
				DA OFFICE	\$490.37
				GENERAL FUND	\$1,176.88
				LAPA	\$49.04
				LOS ANGELES PD	\$3,187.40
07-0145	BA314456	\$711.98	11/27/2007		
				DA OFFICE	\$71.20
				GENERAL FUND	\$170.87
				LAPA	\$7.12
				LOS ANGELES PD	\$462.79
07-0152		\$488.20	11/14/2007		
				DA OFFICE	\$48.83
				GENERAL FUND	\$117.17
				LAPA	\$4.88
				LOS ANGELES PD	\$317.32
07-0155		\$492.89	8/30/2007		
				DA OFFICE	\$49.30
				GENERAL FUND	\$118.29
				LAPA	\$4.93



State of California
ASSET FORFEITURE REPORT - 2007

Table 3

Admin Number	Docket Number	Amount Forfeited	Date Disbursed	Recipient	Amount Disbursed
				LOS ANGELES PD	\$320.37
07-0156	LA054839	\$1,055.33	8/30/2007	DA OFFICE	\$105.52
				GENERAL FUND	\$253.28
				LAPA	\$10.56
				LOS ANGELES PD	\$685.97
07-0159	BA289237	\$13,585.66	9/20/2007	DA OFFICE	\$1,358.57
				GENERAL FUND	\$3,260.56
				LA IMPACT - GROUP 1	\$8,830.68
				LAPA	\$135.85
07-0163		\$638.77	11/14/2007	DA OFFICE	\$63.87
				GENERAL FUND	\$153.31
				LAPA	\$6.39
				LOS ANGELES PD	\$415.20
07-0164		\$6,154.43	8/30/2007	DA OFFICE	\$615.44
				GENERAL FUND	\$1,477.06
				LAPA	\$61.55
				LOS ANGELES PD	\$4,000.38
07-0165		\$488.46	11/14/2007	DA OFFICE	\$48.85
				GENERAL FUND	\$117.23
				GLENDALE PD	\$317.50
				LAPA	\$4.88
07-0166		\$2,956.25	11/7/2007	DA OFFICE	\$295.63
				GENERAL FUND	\$709.50
				GLENDALE PD	\$1,921.56
				LAPA	\$29.56
07-0169		\$2,913.92	4/13/2007	DA OFFICE	\$291.39
				GENERAL FUND	\$699.34
				LA IMPACT - GROUP 1	\$1,894.05
				LAPA	\$29.14
07-0170	BA307053	\$696.57	8/30/2007	DA OFFICE	\$69.65
				GENERAL FUND	\$167.18
				LAPA	\$6.97
				LOS ANGELES PD	\$452.77
07-0173	PA058315	\$3,479.06	12/13/2007	DA OFFICE	\$347.90
				GENERAL FUND	\$834.97
				LAPA	\$34.79
				LOS ANGELES PD	\$2,261.40



State of California
ASSET FORFEITURE REPORT - 2007

Table 3

Admin Number	Docket Number	Amount Forfeited	Date Disbursed	Recipient	Amount Disbursed
07-0179	BS107615	\$8,025.36	6/19/2007	DA OFFICE	\$802.54
				GENERAL FUND	\$1,926.09
				HAWTHORNE PD	\$5,216.48
				LAPA	\$80.25
07-0180	BS107614	\$10,593.31	5/29/2007	DA OFFICE	\$1,059.34
				GENERAL FUND	\$2,542.39
				HAWTHORNE PD	\$6,885.65
				LAPA	\$105.93
07-0181	BS107613	\$15,017.26	5/29/2007	DA OFFICE	\$1,501.73
				GENERAL FUND	\$3,604.14
				HAWTHORNE PD	\$9,761.22
				LAPA	\$150.17
07-0183	KA078147	\$7,168.60	12/13/2007	DA OFFICE	\$716.86
				GENERAL FUND	\$1,720.46
				LAPA	\$71.69
				LOS ANGELES CO SO	\$4,659.59
07-0188	BA317238	\$427.84	9/20/2007	DA OFFICE	\$42.78
				GENERAL FUND	\$102.68
				LAPA	\$4.28
				LOS ANGELES PD	\$278.10
07-0190	BA317700	\$5,427.00	11/14/2007	DA OFFICE	\$542.70
				GENERAL FUND	\$1,302.48
				LAPA	\$54.27
				LOS ANGELES CO SO	\$3,527.55
07-0195		\$914.97	11/14/2007	DA OFFICE	\$91.50
				GENERAL FUND	\$219.59
				LAPA	\$9.15
				LOS ANGELES PD	\$594.73
07-0196		\$531.34	11/14/2007	DA OFFICE	\$53.13
				GENERAL FUND	\$127.52
				LAPA	\$5.32
				LOS ANGELES PD	\$345.37
07-0198	PA058600	\$2,038.67	11/27/2007	DA OFFICE	\$203.86
				GENERAL FUND	\$489.28
				LAPA	\$20.39
				LOS ANGELES PD	\$1,325.14
07-0199	BS107760	\$27,218.91	8/30/2007	ANAHEIM PD	\$17,692.29



State of California
ASSET FORFEITURE REPORT - 2007

Table 3

Admin Number	Docket Number	Amount Forfeited	Date Disbursed	Recipient	Amount Disbursed
				DA OFFICE	\$2,721.89
				GENERAL FUND	\$6,532.54
				LAPA	\$272.19
07-0200		\$757.60	11/7/2007		
				DA OFFICE	\$75.76
				GENERAL FUND	\$181.82
				GLENDALE PD	\$492.44
				LAPA	\$7.58
07-0201		\$5,439.37	8/30/2007		
				DA OFFICE	\$543.94
				GENERAL FUND	\$1,305.45
				GLENDALE PD	\$3,535.59
				LAPA	\$54.39
07-0209	BA317181	\$1,494.67	9/20/2007		
				DA OFFICE	\$149.48
				GENERAL FUND	\$358.72
				LAPA	\$14.94
				LOS ANGELES PD	\$971.53
07-0212		\$3,873.89	11/14/2007		
				DA OFFICE	\$387.41
				GENERAL FUND	\$929.73
				LAPA	\$38.73
				LONG BEACH PD	\$2,518.02
07-0214		\$966.55	8/30/2007		
				DA OFFICE	\$96.66
				GENERAL FUND	\$231.97
				LAPA	\$9.66
				LOS ANGELES PD	\$628.26
07-0220	BA317697	\$778.93	8/30/2007		
				DA OFFICE	\$77.90
				GENERAL FUND	\$186.94
				LAPA	\$7.79
				LOS ANGELES PD	\$506.30
07-0222		\$581.27	11/14/2007		
				DA OFFICE	\$58.14
				GENERAL FUND	\$139.50
				LAPA	\$5.81
				LOS ANGELES PD	\$377.82
07-0223		\$947.42	11/14/2007		
				DA OFFICE	\$94.74
				GENERAL FUND	\$227.38
				LAPA	\$9.48
				LOS ANGELES PD	\$615.82
07-0224	LA055050	\$993.44	11/14/2007		
				DA OFFICE	\$99.33
				GENERAL FUND	\$238.43
				LAPA	\$9.94



State of California
ASSET FORFEITURE REPORT - 2007

Table 3

Admin Number	Docket Number	Amount Forfeited	Date Disbursed	Recipient	Amount Disbursed
				LOS ANGELES PD	\$645.74
07-0225		\$5,916.01	11/14/2007	DA OFFICE	\$591.61
				GENERAL FUND	\$1,419.84
				GLENDALE PD	\$3,845.40
				LAPA	\$59.16
07-0226		\$4,837.81	8/30/2007	DA OFFICE	\$483.78
				EL MONTE PD	\$3,144.58
				GENERAL FUND	\$1,161.07
				LAPA	\$48.38
07-0231	SA063306	\$18,194.98	9/13/2007	DA OFFICE	\$1,819.51
				GENERAL FUND	\$4,366.79
				LAPA	\$181.95
				LOS ANGELES CO SO	\$11,826.73
07-0240		\$2,139.64	8/30/2007	DA OFFICE	\$213.97
				GENERAL FUND	\$513.51
				LAPA	\$21.40
				LOS ANGELES PD	\$1,390.76
07-0249		\$4,428.25	8/14/2007	DA OFFICE	\$442.83
				GENERAL FUND	\$1,062.78
				LAPA	\$44.28
				LOS ANGELES CO SO	\$2,878.36
07-0251	BS107963	\$146,945.20	7/16/2007	DA OFFICE	\$14,694.52
				GENERAL FUND	\$35,266.85
				LAPA	\$1,469.45
				LOS ANGELES PD	\$95,514.38
07-0258	BA318320	\$544.33	11/14/2007	DA OFFICE	\$54.43
				GENERAL FUND	\$130.64
				LAPA	\$5.45
				LOS ANGELES PD	\$353.81
07-0259		\$1,061.02	8/30/2007	DA OFFICE	\$106.11
				GENERAL FUND	\$254.64
				LAPA	\$10.61
				LOS ANGELES PD	\$689.66
07-0261		\$1,239.44	11/14/2007	DA OFFICE	\$123.95
				GENERAL FUND	\$297.46
				LAPA	\$12.40
				SANTA MONICA PD	\$805.63



State of California
ASSET FORFEITURE REPORT - 2007

Table 3

Admin Number	Docket Number	Amount Forfeited	Date Disbursed	Recipient	Amount Disbursed
07-0262		\$1,929.64	8/14/2007	DA OFFICE	\$192.96
				GENERAL FUND	\$463.11
				HAWTHORNE PD	\$1,254.27
				LAPA	\$19.30
07-0265	BA318718	\$576.61	8/30/2007	DA OFFICE	\$57.65
				GENERAL FUND	\$138.39
				LAPA	\$5.77
				LOS ANGELES PD	\$374.80
07-0266		\$663.09	8/14/2007	DA OFFICE	\$66.32
				GENERAL FUND	\$159.14
				LAPA	\$6.63
				LOS ANGELES PD	\$431.00
07-0270	BS108359	\$50,014.89	12/13/2007	DA OFFICE	\$5,001.49
				GENERAL FUND	\$12,003.57
				LAPA	\$500.15
				LOS ANGELES CO SO	\$32,509.68
07-0276		\$3,045.47	8/30/2007	DA OFFICE	\$304.55
				GENERAL FUND	\$730.91
				LAPA	\$30.46
				LOS ANGELES CO SO	\$1,979.55
07-0278		\$6,433.23	11/14/2007	DA OFFICE	\$643.31
				GENERAL FUND	\$1,543.98
				LAPA	\$64.34
				LOS ANGELES PD	\$4,181.60
07-0280	BS108260	\$50,932.55	7/16/2007	DA OFFICE	\$5,093.25
				GENERAL FUND	\$12,223.81
				HAWTHORNE PD	\$33,106.16
				LAPA	\$509.33
07-0281	BS108261	\$56,967.77	7/16/2007	DA OFFICE	\$5,696.77
				GENERAL FUND	\$13,672.27
				HAWTHORNE PD	\$37,029.05
				LAPA	\$569.68
07-0283		\$511.75	11/14/2007	DA OFFICE	\$51.18
				GENERAL FUND	\$122.82
				LAPA	\$5.12
				LOS ANGELES PD	\$332.63
07-0284	BA318861	\$459.91	12/13/2007	DA OFFICE	\$45.98



State of California
ASSET FORFEITURE REPORT - 2007

Table 3

Admin Number	Docket Number	Amount Forfeited	Date Disbursed	Recipient	Amount Disbursed
				GENERAL FUND	\$110.38
				LAPA	\$4.60
				LOS ANGELES PD	\$298.95
07-0289		\$14,262.51	8/14/2007		
				DA OFFICE	\$1,426.26
				GENERAL FUND	\$3,423.00
				LAPA	\$142.62
				TORRANCE PD	\$9,270.63
07-0292		\$650.46	8/30/2007		
				DA OFFICE	\$65.05
				GENERAL FUND	\$156.11
				LAPA	\$6.51
				LOS ANGELES PD	\$422.79
07-0293	BA317524	\$970.67	10/30/2007		
				DA OFFICE	\$97.06
				GENERAL FUND	\$232.96
				LAPA	\$9.71
				LOS ANGELES PD	\$630.94
07-0296	NA071429	\$5,219.78	11/7/2007		
				DA OFFICE	\$521.97
				GENERAL FUND	\$1,252.75
				LAPA	\$52.20
				LONG BEACH PD	\$3,392.86
07-0297		\$1,766.95	11/14/2007		
				DA OFFICE	\$176.70
				GENERAL FUND	\$424.07
				LAPA	\$17.67
				LONG BEACH PD	\$1,148.51
07-0299		\$553.38	8/30/2007		
				DA OFFICE	\$55.35
				GENERAL FUND	\$132.81
				LAPA	\$5.53
				LOS ANGELES PD	\$359.69
07-0302		\$1,248.45	10/12/2007		
				DA OFFICE	\$124.85
				GENERAL FUND	\$299.63
				LAPA	\$12.48
				LOS ANGELES PD	\$811.49
07-0305	BS108344	\$53,844.90	12/13/2007		
				DA OFFICE	\$5,384.48
				GENERAL FUND	\$12,922.78
				LAPA	\$538.45
				LOS ANGELES PD	\$34,999.19
07-0313	BA319199	\$7,056.97	11/7/2007		
				DA OFFICE	\$705.70
				GENERAL FUND	\$1,693.67
				LAPA	\$70.57



State of California
ASSET FORFEITURE REPORT - 2007

Table 3

Admin Number	Docket Number	Amount Forfeited	Date Disbursed	Recipient	Amount Disbursed
07-0318		\$1,301.30	11/14/2007	LOS ANGELES PD	\$4,587.03
				DA OFFICE	\$130.14
				GENERAL FUND	\$312.31
				LAPA	\$13.01
				LOS ANGELES PD	\$845.84
07-0322		\$7,908.42	11/14/2007	DA OFFICE	\$790.85
				GENERAL FUND	\$1,898.02
				LAPA	\$79.08
				LOS ANGELES CO SO	\$5,140.47
07-0325		\$851.97	11/14/2007	COVINA PD	\$553.78
				DA OFFICE	\$85.20
				GENERAL FUND	\$204.47
				LAPA	\$8.52
07-0326		\$659.99	11/14/2007	DA OFFICE	\$66.00
				GARDENA PD	\$428.99
				GENERAL FUND	\$158.40
				LAPA	\$6.60
07-0327	BA304211	\$1,396.09	10/24/2007	DA OFFICE	\$139.62
				GENERAL FUND	\$335.06
				GLENDALE PD	\$907.45
				LAPA	\$13.96
07-0328		\$1,604.87	11/14/2007	CHP-SOUTHERN DIV	\$1,043.17
				DA OFFICE	\$160.48
				GENERAL FUND	\$385.17
				LAPA	\$16.05
07-0329		\$3,843.31	11/14/2007	DA OFFICE	\$384.34
				DOWNEY PD	\$2,498.15
				GENERAL FUND	\$922.39
				LAPA	\$38.43
07-0333	BS108343	\$60,319.93	9/13/2007	DA OFFICE	\$6,031.99
				GENERAL FUND	\$14,476.78
				LAPA	\$603.20
				LONG BEACH PD	\$39,207.96
07-0335	BS108515	\$38,915.41	10/24/2007	BEVERLY HILLS PD	\$25,295.01
				DA OFFICE	\$3,891.55
				GENERAL FUND	\$9,339.70
				LAPA	\$389.15



State of California
ASSET FORFEITURE REPORT - 2007

Table 3

Admin Number	Docket Number	Amount Forfeited	Date Disbursed	Recipient	Amount Disbursed
07-0342		\$684.00	11/14/2007	DA OFFICE	\$68.40
				GENERAL FUND	\$164.16
				LAPA	\$6.84
				LOS ANGELES PD	\$444.60
07-0343		\$1,673.64	11/14/2007	DA OFFICE	\$167.37
				GENERAL FUND	\$401.67
				LAPA	\$16.74
				LOS ANGELES PD	\$1,087.86
07-0345		\$1,217.43	11/14/2007	DA OFFICE	\$121.74
				GENERAL FUND	\$292.18
				LAPA	\$12.18
				LOS ANGELES PD	\$791.33
07-0346		\$3,522.66	11/14/2007	DA OFFICE	\$352.26
				GENERAL FUND	\$845.44
				LAPA	\$35.23
				LOS ANGELES PD	\$2,289.73
07-0355		\$7,632.51	11/7/2007	DA OFFICE	\$763.25
				DOWNEY PD	\$4,961.13
				GENERAL FUND	\$1,831.80
				LAPA	\$76.33
07-0356	VA099460	\$2,325.14	11/7/2007	DA OFFICE	\$232.52
				GENERAL FUND	\$558.03
				LAPA	\$23.25
				MAYWOOD PD	\$1,511.34
07-0362		\$1,806.82	11/7/2007	DA OFFICE	\$180.68
				GENERAL FUND	\$433.64
				LAPA	\$18.07
				LOS ANGELES PD	\$1,174.43
07-0379		\$1,253.68	11/14/2007	BURBANK PD	\$814.89
				DA OFFICE	\$125.37
				GENERAL FUND	\$300.88
				LAPA	\$12.54
07-0380	BS108518	\$74,283.24	8/30/2007	DA OFFICE	\$7,428.33
				GENERAL FUND	\$17,827.98
				HAWTHORNE PD	\$48,284.10
				LAPA	\$742.83
07-0393	PA058881	\$1,983.43	10/12/2007	DA OFFICE	\$198.34



State of California
ASSET FORFEITURE REPORT - 2007

Table 3

Admin Number	Docket Number	Amount Forfeited	Date Disbursed	Recipient	Amount Disbursed
				GENERAL FUND	\$476.02
				LAPA	\$19.84
				LOS ANGELES PD	\$1,289.23
07-0398	YA066640	\$1,408.56	10/24/2007		
				DA OFFICE	\$140.86
				GENERAL FUND	\$338.05
				INGLEWOOD PD	\$915.56
				LAPA	\$14.09
07-0401	BS108589	\$32,097.32	10/24/2007		
				DA OFFICE	\$3,209.73
				GENERAL FUND	\$7,703.36
				LAPA	\$320.97
				LOS ANGELES CO SO	\$20,863.26
07-0406		\$288.05	10/30/2007		
				DA OFFICE	\$28.81
				GENERAL FUND	\$69.13
				LAPA	\$2.88
				LOS ANGELES PD	\$187.23
07-0407	BA319658	\$1,180.77	9/20/2007		
				DA OFFICE	\$118.08
				GENERAL FUND	\$283.38
				LAPA	\$11.81
				LOS ANGELES PD	\$767.50
07-0408	BA320821	\$238.28	10/24/2007		
				DA OFFICE	\$23.82
				GENERAL FUND	\$57.19
				LAPA	\$2.39
				LOS ANGELES PD	\$154.88
07-0425	BS108846	\$21,298.88	8/14/2007		
				DA OFFICE	\$2,129.90
				GENERAL FUND	\$5,111.73
				HAWTHORNE PD	\$13,844.27
				LAPA	\$212.98
07-0431	BS108845	\$82,288.91	8/14/2007		
				DA OFFICE	\$8,228.89
				GENERAL FUND	\$19,749.34
				HAWTHORNE PD	\$53,487.79
				LAPA	\$822.89
07-0443		\$1,648.61	10/12/2007		
				DA OFFICE	\$164.85
				GENERAL FUND	\$395.67
				LAPA	\$16.49
				LOS ANGELES PD	\$1,071.60
07-0459	BS109619	\$179,133.84	12/13/2007		
				DA OFFICE	\$17,913.38
				GENERAL FUND	\$42,992.12
				LAPA	\$1,791.34



State of California
ASSET FORFEITURE REPORT - 2007

Table 3

Admin Number	Docket Number	Amount Forfeited	Date Disbursed	Recipient	Amount Disbursed
				SAN BERNARDINO CO SO	\$116,437.00
07-0475		\$291.88	12/13/2007	DA OFFICE	\$29.19
				GENERAL FUND	\$70.05
				LAPA	\$2.92
				LOS ANGELES PD	\$189.72
07-0477	BS108878	\$41,880.21	8/14/2007	DA OFFICE	\$4,188.02
				GENERAL FUND	\$10,051.25
				GLENDALE PD	\$27,222.14
				LAPA	\$418.80
07-0493	GA069521	\$430.49	8/30/2007	DA OFFICE	\$43.04
				GENERAL FUND	\$103.32
				GLENDALE PD	\$279.82
				LAPA	\$4.31
07-0494	BS109023	\$52,299.96	8/30/2007	DA OFFICE	\$5,230.00
				GENERAL FUND	\$12,551.99
				LAPA	\$523.00
				LOS ANGELES PD	\$33,994.97
07-0515	LA055739	\$994.37	8/30/2007	DA OFFICE	\$99.43
				GENERAL FUND	\$238.65
				LAPA	\$9.95
				LOS ANGELES PD	\$646.34
07-0518	TA090561	\$1,173.64	9/20/2007	DA OFFICE	\$117.36
				GENERAL FUND	\$281.67
				LAPA	\$11.74
				LOS ANGELES PD	\$762.87
07-0543	BS109272	\$213,080.50	8/30/2007	DA OFFICE	\$21,308.08
				GENERAL FUND	\$51,139.32
				LAPA	\$2,130.80
				LOS ANGELES CO SO	\$138,502.30
07-0548	BA322724	\$419.72	10/24/2007	DA OFFICE	\$41.98
				GENERAL FUND	\$100.73
				LAPA	\$4.20
				LOS ANGELES PD	\$272.81
07-0551	BS109345	\$35,449.02	12/13/2007	COVINA PD	\$23,041.86
				DA OFFICE	\$3,544.91
				GENERAL FUND	\$8,507.76
				LAPA	\$354.49



State of California
ASSET FORFEITURE REPORT - 2007

Table 3

Admin Number	Docket Number	Amount Forfeited	Date Disbursed	Recipient	Amount Disbursed
07-0554		\$993.76	11/14/2007	DA OFFICE	\$99.39
				GENERAL FUND	\$238.50
				LAPA	\$9.93
				LONG BEACH PD	\$645.94
07-0558	KJ29032	\$3,983.41	12/24/2007	DA OFFICE	\$398.33
				GENERAL FUND	\$956.02
				LAPA	\$39.84
				LOS ANGELES CO SO	\$2,589.22
07-0594	BS109410	\$36,149.02	10/24/2007	DA OFFICE	\$3,614.91
				GENERAL FUND	\$8,675.76
				LAPA	\$361.49
				LONG BEACH PD	\$23,496.86
07-0618	BA324099	\$822.56	10/24/2007	DA OFFICE	\$82.26
				GENERAL FUND	\$197.41
				LAPA	\$8.23
				LOS ANGELES PD	\$534.66
07-0625	BS110350	\$116,499.03	10/12/2007	DA OFFICE	\$11,649.90
				GENERAL FUND	\$27,959.77
				LA IMPACT - GROUP 1	\$75,724.37
				LAPA	\$1,164.99
07-0634	TA090969	\$3,480.68	10/2/2007	DA OFFICE	\$348.07
				GENERAL FUND	\$835.36
				LAPA	\$34.81
				LOS ANGELES PD	\$2,262.44
07-0663	BS109995	\$234,491.90	10/24/2007	DA OFFICE	\$23,449.22
				GENERAL FUND	\$56,278.06
				LAPA	\$2,344.92
				LOS ANGELES CO SO	\$152,419.70
07-0709		\$972.60	11/14/2007	DA OFFICE	\$97.27
				GENERAL FUND	\$233.42
				LAPA	\$9.72
				REDONDO BEACH PD	\$632.19
07-0726	BS110302	\$26,021.64	10/12/2007	DA OFFICE	\$2,602.16
				GENERAL FUND	\$6,245.19
				LAPA	\$260.22
				LOS ANGELES PD	\$16,914.07
07-0735	BS110300	\$44,550.97	12/13/2007	DA OFFICE	\$4,455.10



State of California
ASSET FORFEITURE REPORT - 2007

Table 3

Admin Number	Docket Number	Amount Forfeited	Date Disbursed	Recipient	Amount Disbursed
				GENERAL FUND	\$10,692.23
				INGLEWOOD PD	\$28,958.13
				LAPA	\$445.51
07-0757	LA056268	\$3,372.37	11/27/2007		
				DA OFFICE	\$337.22
				GENERAL FUND	\$809.37
				LAPA	\$33.73
				LOS ANGELES PD	\$2,192.05
07-0759	BA326319	\$1,095.84	12/13/2007		
				DA OFFICE	\$109.59
				GENERAL FUND	\$263.00
				LAPA	\$10.96
				LOS ANGELES PD	\$712.29
07-0859	BS111041	\$27,763.72	12/13/2007		
				DA OFFICE	\$2,776.37
				GENERAL FUND	\$6,663.29
				LAPA	\$277.64
				LOS ANGELES PD	\$18,046.42
07-0868	BS111042	\$27,935.94	12/13/2007		
				DA OFFICE	\$2,793.59
				GENERAL FUND	\$6,704.63
				LAPA	\$279.36
				LOS ANGELES PD	\$18,158.36
07-0882	BS111208	\$46,477.63	12/13/2007		
				DA OFFICE	\$4,647.76
				GENERAL FUND	\$11,154.63
				LAPA	\$464.78
				LOS ANGELES CO SO	\$30,210.46
97-0057		\$3,132.67	3/28/2007		
				DA OFFICE	\$313.27
				GENERAL FUND	\$751.84
				LAPA	\$31.33
				LOS ANGELES PD	\$2,036.23
99-0016		\$4,730.41	1/22/2007		
				DA OFFICE	\$473.04
				GENERAL FUND	\$1,135.30
				LAPA	\$47.30
				LONG BEACH PD	\$3,074.77
LOS ANGELES					\$9,311,681.01



State of California
ASSET FORFEITURE REPORT - 2007

Table 3

Admin Number	Docket Number	Amount Forfeited	Date Disbursed	Recipient	Amount Disbursed
MADERA					
MA05-0090		\$478.61	10/10/2007	15% - 11489	\$46.66
				CDAA	\$4.78
				GENERAL FUND	\$114.86
				MADERA CO DA	\$47.87
				TF MADNET	\$264.44
MA07-0032		\$268.40	10/10/2007	15% - 11489	\$26.17
				CDAA	\$2.68
				GENERAL FUND	\$64.41
				MADERA CO DA	\$26.84
				TF MADNET	\$148.30
MADERA					\$747.01



State of California
ASSET FORFEITURE REPORT - 2007

Table 3

Admin Number	Docket Number	Amount Forfeited	Date Disbursed	Recipient	Amount Disbursed
MENDOCINO					
04-SF-023	MCSO	\$8,576.50	6/27/2007	AF OFFICER FUND	\$1,579.51
				CDA	\$85.77
				DA OFFICE	\$857.65
				FORT BRAGG PD	\$394.87
				GENERAL FUND	\$2,058.36
				LEAA ED FUND 15%	\$836.21
				MENDOCINO CO SO	\$1,579.51
				MENDOCINO CO SO	\$394.88
				UKIAH PD	\$394.87
				WILLITS PD	\$394.87
05-SF-014	WPD	\$1,217.35	6/20/2007	AF OFFICER FUND	\$224.20
				CDA	\$12.17
				DA OFFICE	\$121.74
				GENERAL FUND	\$292.16
				LEAA ED FUND 15%	\$118.69
				MENDOCINO CO COMMET	\$112.09
				TF MENDOCINO CO NTF	\$112.10
				WILLITS PD	\$224.20
05-SF-022	MCSO	\$8,926.00	3/19/2007	AF OFFICER FUND	\$1,643.87
				CDA	\$89.26
				DA OFFICE	\$892.60
				FORT BRAGG PD	\$410.96
				GENERAL FUND	\$2,142.24
				LEAA ED FUND 15%	\$870.29
				MENDOCINO CO COMMET	\$1,643.87
				MENDOCINO CO SO	\$410.97
				UKIAH PD	\$410.97
				WILLITS PD	\$410.97
05-SF-026B	TF	\$2,317.00	3/19/2007	AF OFFICER FUND	\$426.71
				CDA	\$23.17
				DA OFFICE	\$231.70
				FORT BRAGG PD	\$106.67
				GENERAL FUND	\$556.08
				LEAA ED FUND 15%	\$225.91
				MENDOCINO CO SO	\$213.36
				MENDOCINO CO SO	\$106.68
				TF MENDOCINO CO NTF	\$213.36
				UKIAH PD	\$106.68
WILLITS PD	\$106.68				
05-SF-036B	MCSO/COMMET	\$9,881.42	9/7/2007	AF OFFICER FUND	\$1,819.83
				CDA	\$98.81



State of California
ASSET FORFEITURE REPORT - 2007

Table 3

Admin Number	Docket Number	Amount Forfeited	Date Disbursed	Recipient	Amount Disbursed
				DA OFFICE	\$988.14
				FORT BRAGG PD	\$454.95
				GENERAL FUND	\$2,371.54
				LEAA ED FUND 15%	\$963.44
				MENDOCINO CO COMMET	\$1,819.83
				MENDOCINO CO SO	\$454.96
				UKIAH PD	\$454.96
				WILLITS PD	\$454.96
05-SF-045B	TF	\$5,553.00	3/19/2007		
				AF OFFICER FUND	\$1,022.68
				CDAA	\$55.53
				DA OFFICE	\$555.30
				FORT BRAGG PD	\$255.67
				GENERAL FUND	\$1,332.72
				LEAA ED FUND 15%	\$541.42
				MENDOCINO CO SO	\$511.34
				MENDOCINO CO SO	\$255.66
				TF MENDOCINO CO NTF	\$511.34
				UKIAH PD	\$255.67
				WILLITS PD	\$255.67
05-SF-051A	TF	\$12,466.00	1/25/2007		
				AF OFFICER FUND	\$2,295.82
				CDAA	\$124.66
				DA OFFICE	\$1,246.60
				FORT BRAGG PD	\$573.96
				GENERAL FUND	\$2,991.84
				LEAA ED FUND 15%	\$1,215.44
				MENDOCINO CO COMMET	\$1,147.91
				MENDOCINO CO SO	\$573.95
				TF MENDOCINO CO NTF	\$1,147.91
				UKIAH PD	\$573.95
				WILLITS PD	\$573.96
05-SF-056	TF/COMMET	\$9,870.00	9/12/2007		
				AF OFFICER FUND	\$1,817.73
				CDAA	\$98.70
				DA OFFICE	\$987.00
				FORT BRAGG PD	\$454.43
				GENERAL FUND	\$2,368.80
				LEAA ED FUND 15%	\$962.33
				MENDOCINO CO COMMET	\$908.86
				MENDOCINO CO SO	\$454.43
				TF MENDOCINO CO NTF	\$908.86
				UKIAH PD	\$454.43
				WILLITS PD	\$454.43
06-SF-005B	TF	\$34,822.70	3/19/2007		
				AF OFFICER FUND	\$6,413.18
				CDAA	\$348.23



State of California
ASSET FORFEITURE REPORT - 2007

Table 3

Admin Number	Docket Number	Amount Forfeited	Date Disbursed	Recipient	Amount Disbursed
				DA OFFICE	\$3,482.27
				FORT BRAGG PD	\$1,603.30
				GENERAL FUND	\$8,357.45
				LEAA ED FUND 15%	\$3,395.21
				MENDOCINO CO SO	\$1,603.30
				TF MENDOCINO CO NTF	\$6,413.18
				UKIAH PD	\$1,603.29
				WILLITS PD	\$1,603.29
06-SF-018	TF/MCSO	\$3,468.00	2/5/2007		
				AF OFFICER FUND	\$638.69
				CDAA	\$34.68
				DA OFFICE	\$346.80
				FORT BRAGG PD	\$159.67
				GENERAL FUND	\$832.32
				LEAA ED FUND 15%	\$338.13
				MENDOCINO CO SO	\$319.35
				MENDOCINO CO SO	\$159.67
				TF MENDOCINO CO NTF	\$319.35
				UKIAH PD	\$159.67
				WILLITS PD	\$159.67
06-SF-023A	TF	\$17,153.60	6/18/2007		
				AF OFFICER FUND	\$3,159.12
				CDAA	\$171.54
				DA OFFICE	\$1,715.36
				FORT BRAGG PD	\$789.78
				GENERAL FUND	\$4,116.86
				LEAA ED FUND 15%	\$1,672.48
				MENDOCINO CO SO	\$789.78
				TF MENDOCINO CO NTF	\$3,159.12
				UKIAH PD	\$789.78
				WILLITS PD	\$789.78
06-SF-027	MCSO	\$20,138.60	3/6/2007		
				AF OFFICER FUND	\$3,708.86
				CDAA	\$201.39
				DA OFFICE	\$2,013.86
				FORT BRAGG PD	\$927.21
				GENERAL FUND	\$4,833.26
				LEAA ED FUND 15%	\$1,963.51
				MENDOCINO CO SO	\$3,708.86
				MENDOCINO CO SO	\$927.23
				UKIAH PD	\$927.21
				WILLITS PD	\$927.21
06-SF-033	MCSO	\$3,548.90	2/8/2007		
				AF OFFICER FUND	\$653.59
				CDAA	\$35.49
				DA OFFICE	\$354.89
				FORT BRAGG PD	\$163.40



State of California
ASSET FORFEITURE REPORT - 2007

Table 3

Admin Number	Docket Number	Amount Forfeited	Date Disbursed	Recipient	Amount Disbursed
				GENERAL FUND	\$851.74
				LEAA ED FUND 15%	\$346.02
				MENDOCINO CO SO	\$653.59
				MENDOCINO CO SO	\$163.38
				UKIAH PD	\$163.40
				WILLITS PD	\$163.40
06-SF-037	MCSO	\$29,692.20	10/19/2007		
				AF OFFICER FUND	\$5,468.31
				CDAA	\$296.92
				DA OFFICE	\$2,969.22
				FORT BRAGG PD	\$1,367.08
				GENERAL FUND	\$7,126.13
				LEAA ED FUND 15%	\$2,894.99
				MENDOCINO CO SO	\$5,468.31
				MENDOCINO CO SO	\$1,367.08
				UKIAH PD	\$1,367.08
				WILLITS PD	\$1,367.08
06-SF-042	TF	\$1,617.40	3/23/2007		
				AF OFFICER FUND	\$297.87
				CDAA	\$16.17
				DA OFFICE	\$161.74
				GENERAL FUND	\$388.18
				LEAA ED FUND 15%	\$157.70
				MENDOCINO CO COMMET	\$148.94
				TF MENDOCINO CO NTF	\$446.80
06-SF-043	MCSO	\$25,095.40	5/17/2007		
				AF OFFICER FUND	\$4,621.74
				CDAA	\$250.95
				DA OFFICE	\$2,509.54
				FORT BRAGG PD	\$1,155.44
				GENERAL FUND	\$6,022.90
				LEAA ED FUND 15%	\$2,446.80
				MENDOCINO CO SO	\$4,621.74
				MENDOCINO CO SO	\$1,155.43
				UKIAH PD	\$1,155.43
				WILLITS PD	\$1,155.43
06-SF-048	MCSO	\$27,641.40	5/17/2007		
				AF OFFICER FUND	\$5,090.62
				CDAA	\$276.41
				DA OFFICE	\$2,764.14
				FORT BRAGG PD	\$1,272.65
				GENERAL FUND	\$6,633.94
				LEAA ED FUND 15%	\$2,695.04
				MENDOCINO CO SO	\$5,090.62
				MENDOCINO CO SO	\$1,272.66
				UKIAH PD	\$1,272.66
				WILLITS PD	\$1,272.66



State of California
ASSET FORFEITURE REPORT - 2007

Table 3

Admin Number	Docket Number	Amount Forfeited	Date Disbursed	Recipient	Amount Disbursed
06-SF-049	MCSO	\$4,260.40	8/14/2007	AF OFFICER FUND	\$784.62
				CDAA	\$42.60
				DA OFFICE	\$426.04
				FORT BRAGG PD	\$196.15
				GENERAL FUND	\$1,022.50
				LEAA ED FUND 15%	\$415.39
				MENDOCINO CO SO	\$784.62
				MENDOCINO CO SO	\$196.16
				UKIAH PD	\$196.16
				WILLITS PD	\$196.16
06-SF-050	WPD	\$23,920.40	6/26/2007	AF OFFICER FUND	\$4,405.34
				CDAA	\$239.20
				DA OFFICE	\$2,392.04
				FORT BRAGG PD	\$1,101.34
				GENERAL FUND	\$5,740.90
				LEAA ED FUND 15%	\$2,332.24
				MENDOCINO CO SO	\$1,101.32
				UKIAH PD	\$1,101.34
				WILLITS PD	\$4,405.34
				WILLITS PD	\$1,101.34
06-SF-051B	MCSO	\$1,000.00	2/15/2007	AF OFFICER FUND	\$184.17
				CDAA	\$10.00
				DA OFFICE	\$100.00
				GENERAL FUND	\$240.00
				LEAA ED FUND 15%	\$97.50
				MENDOCINO CO COMMET	\$92.08
				MENDOCINO CO SO	\$184.17
				TF MENDOCINO CO NTF	\$92.08
06-SF-052	MCSO	\$99,941.00	12/3/2007	AF OFFICER FUND	\$18,405.80
				CDAA	\$999.41
				DA OFFICE	\$9,994.10
				FORT BRAGG PD	\$4,601.45
				GENERAL FUND	\$23,985.84
				LEAA ED FUND 15%	\$9,744.25
				MENDOCINO CO SO	\$18,405.80
				MENDOCINO CO SO	\$4,601.45
				UKIAH PD	\$4,601.45
				WILLITS PD	\$4,601.45
06-SF-055	TF	\$83.50	1/26/2007	AF OFFICER FUND	\$15.38
				CDAA	\$0.84
				DA OFFICE	\$8.35
				GENERAL FUND	\$20.04



State of California
ASSET FORFEITURE REPORT - 2007

Table 3

Admin Number	Docket Number	Amount Forfeited	Date Disbursed	Recipient	Amount Disbursed
				LEAA ED FUND 15%	\$8.14
				MENDOCINO CO COMMET	\$7.68
				TF MENDOCINO CO NTF	\$23.07
06-SF-057	TF	\$6,635.65	1/17/2007		
				AF OFFICER FUND	\$1,222.07
				CDA A	\$66.36
				DA OFFICE	\$663.57
				FORT BRAGG PD	\$305.51
				GENERAL FUND	\$1,592.56
				LEAA ED FUND 15%	\$646.98
				MENDOCINO CO SO	\$305.51
				TF MENDOCINO CO NTF	\$1,222.07
				UKIAH PD	\$305.51
				WILLITS PD	\$305.51
06-SF-059	MCSO	\$4,096.05	2/8/2007		
				AF OFFICER FUND	\$754.36
				CDA A	\$40.96
				DA OFFICE	\$409.61
				FORT BRAGG PD	\$188.59
				GENERAL FUND	\$983.05
				LEAA ED FUND 15%	\$399.36
				MENDOCINO CO SO	\$754.36
				MENDOCINO CO SO	\$188.59
				UKIAH PD	\$188.58
				WILLITS PD	\$188.59
06-SF-060	MCSO	\$1,196.05	9/7/2007		
				AF OFFICER FUND	\$220.27
				CDA A	\$11.96
				DA OFFICE	\$119.61
				GENERAL FUND	\$287.05
				LEAA ED FUND 15%	\$116.61
				MENDOCINO CO COMMET	\$110.14
				MENDOCINO CO SO	\$220.27
				TF MENDOCINO CO NTF	\$110.14
06-SF-061	MCSO	\$6,752.00	6/13/2007		
				AF OFFICER FUND	\$1,243.49
				CDA A	\$67.52
				DA OFFICE	\$675.20
				FORT BRAGG PD	\$310.87
				GENERAL FUND	\$1,620.48
				LEAA ED FUND 15%	\$658.32
				MENDOCINO CO SO	\$1,243.49
				MENDOCINO CO SO	\$310.89
				UKIAH PD	\$310.87
				WILLITS PD	\$310.87
06-SF-063	TF	\$4,140.10	8/31/2007		
				AF OFFICER FUND	\$762.47



State of California
ASSET FORFEITURE REPORT - 2007

Table 3

Admin Number	Docket Number	Amount Forfeited	Date Disbursed	Recipient	Amount Disbursed
				CDA	\$41.40
				DA OFFICE	\$414.01
				FORT BRAGG PD	\$190.61
				GENERAL FUND	\$993.62
				LEAA ED FUND 15%	\$403.66
				MENDOCINO CO SO	\$190.62
				TF MENDOCINO CO NTF	\$762.47
				UKIAH PD	\$190.62
				WILLITS PD	\$190.62
06-SF-071	TF	\$70,235.06	6/27/2007		
				AF OFFICER FUND	\$12,934.96
				CDA	\$702.35
				DA OFFICE	\$7,023.51
				FORT BRAGG PD	\$3,233.74
				GENERAL FUND	\$16,856.41
				LEAA ED FUND 15%	\$6,847.92
				MENDOCINO CO SO	\$3,233.74
				TF MENDOCINO CO NTF	\$6,467.48
				UKIAH PD	\$3,233.74
				WILLITS PD	\$6,467.47
				WILLITS PD	\$3,233.74
06-SF-073	WPD	\$26,637.60	10/30/2007		
				AF OFFICER FUND	\$4,905.76
				CDA	\$266.38
				DA OFFICE	\$2,663.76
				FORT BRAGG PD	\$1,226.44
				GENERAL FUND	\$6,393.02
				LEAA ED FUND 15%	\$2,597.17
				MENDOCINO CO SO	\$1,226.44
				UKIAH PD	\$1,226.44
				WILLITS PD	\$4,905.75
				WILLITS PD	\$1,226.44
06-SF-074	WPD	\$24,352.80	9/12/2007		
				AF OFFICER FUND	\$4,484.97
				CDA	\$243.53
				DA OFFICE	\$2,435.28
				FORT BRAGG PD	\$1,121.26
				GENERAL FUND	\$5,844.67
				LEAA ED FUND 15%	\$2,374.40
				MENDOCINO CO SO	\$1,121.24
				UKIAH PD	\$1,121.24
				WILLITS PD	\$4,484.97
				WILLITS PD	\$1,121.24
06-SF-077	MCSO	\$2,977.65	3/5/2007		
				AF OFFICER FUND	\$548.38
				CDA	\$29.78
				DA OFFICE	\$297.77



State of California
ASSET FORFEITURE REPORT - 2007

Table 3

Admin Number	Docket Number	Amount Forfeited	Date Disbursed	Recipient	Amount Disbursed
				FORT BRAGG PD	\$137.10
				GENERAL FUND	\$714.64
				LEAA ED FUND 15%	\$290.32
				MENDOCINO CO SO	\$548.38
				MENDOCINO CO SO	\$137.08
				UKIAH PD	\$137.10
				WILLITS PD	\$137.10
06-SF-079A	MCSO/TF	\$13,566.70	5/31/2007		
				AF OFFICER FUND	\$2,498.53
				CDA A	\$135.67
				DA OFFICE	\$1,356.67
				FORT BRAGG PD	\$624.63
				GENERAL FUND	\$3,256.01
				LEAA ED FUND 15%	\$1,322.75
				MENDOCINO CO SO	\$1,249.27
				MENDOCINO CO SO	\$624.64
				TF MENDOCINO CO NTF	\$1,249.27
				UKIAH PD	\$624.63
				WILLITS PD	\$624.63
06-SF-080	MCSO	\$896.05	9/12/2007		
				AF OFFICER FUND	\$165.02
				CDA A	\$8.96
				DA OFFICE	\$89.61
				GENERAL FUND	\$215.05
				LEAA ED FUND 15%	\$87.36
				MENDOCINO CO COMMET	\$82.51
				MENDOCINO CO SO	\$165.03
				TF MENDOCINO CO NTF	\$82.51
06-SF-081	MCSO	\$54,908.05	10/30/2007		
				AF OFFICER FUND	\$10,112.23
				CDA A	\$549.08
				DA OFFICE	\$5,490.81
				FORT BRAGG PD	\$2,528.06
				GENERAL FUND	\$13,177.93
				LEAA ED FUND 15%	\$5,353.53
				MENDOCINO CO SO	\$2,528.06
				UKIAH PD	\$2,528.06
				WILLITS PD	\$10,112.23
				WILLITS PD	\$2,528.06
06-SF-083	MCSO	\$1,495.20	1/25/2007		
				AF OFFICER FUND	\$275.37
				CDA A	\$14.95
				DA OFFICE	\$149.52
				GENERAL FUND	\$358.85
				LEAA ED FUND 15%	\$145.78
				MENDOCINO CO COMMET	\$137.68
				MENDOCINO CO SO	\$275.37



State of California
ASSET FORFEITURE REPORT - 2007

Table 3

Admin Number	Docket Number	Amount Forfeited	Date Disbursed	Recipient	Amount Disbursed
06-SF-087	COMMET	\$89,719.09	8/31/2007	TF MENDOCINO CO NTF	\$137.68
				AF OFFICER FUND	\$16,523.27
				CDAA	\$897.19
				DA OFFICE	\$8,971.91
				FORT BRAGG PD	\$4,130.81
				GENERAL FUND	\$21,532.58
				LEAA ED FUND 15%	\$8,747.61
				MENDOCINO CO SO	\$16,523.27
				MENDOCINO CO SO	\$4,130.82
				UKIAH PD	\$4,130.82
06-SF-088	TF	\$2,211.09	9/7/2007	WILLITS PD	\$4,130.81
				AF OFFICER FUND	\$407.21
				CDAA	\$22.11
				DA OFFICE	\$221.11
				FORT BRAGG PD	\$101.82
				GENERAL FUND	\$530.66
				LEAA ED FUND 15%	\$215.58
				MENDOCINO CO SO	\$203.60
				MENDOCINO CO SO	\$101.80
				TF MENDOCINO CO NTF	\$203.60
06-SF-089	MCSO/TF	\$196,374.09	10/2/2007	UKIAH PD	\$101.80
				WILLITS PD	\$101.80
				AF OFFICER FUND	\$36,165.56
				CDAA	\$1,963.74
				DA OFFICE	\$19,637.41
				FORT BRAGG PD	\$9,041.40
				GENERAL FUND	\$47,129.78
				LEAA ED FUND 15%	\$19,146.47
				MENDOCINO CO SO	\$18,082.78
				MENDOCINO CO SO	\$9,041.39
06-SF-090	TF	\$4,169.09	9/7/2007	TF MENDOCINO CO NTF	\$18,082.78
				UKIAH PD	\$9,041.39
				WILLITS PD	\$9,041.39
				AF OFFICER FUND	\$767.81
				CDAA	\$41.69
				CHP-GARBERVILLE	\$383.90
				DA OFFICE	\$416.91
				FORT BRAGG PD	\$191.96
				GENERAL FUND	\$1,000.58
				LEAA ED FUND 15%	\$406.49
MENDOCINO CO SO	\$191.95				
TF MENDOCINO CO NTF	\$383.90				
UKIAH PD	\$191.95				



State of California
ASSET FORFEITURE REPORT - 2007

Table 3

Admin Number	Docket Number	Amount Forfeited	Date Disbursed	Recipient	Amount Disbursed
06-SF-094	MCSO	\$2,349.09	3/19/2007	WILLITS PD	\$191.95
				AF OFFICER FUND	\$432.62
				CDAA	\$23.49
				DA OFFICE	\$234.91
				FORT BRAGG PD	\$108.15
				GENERAL FUND	\$563.78
				LEAA ED FUND 15%	\$229.04
				MENDOCINO CO SO	\$432.62
				MENDOCINO CO SO	\$108.16
				UKIAH PD	\$108.16
06-SF-098	MCSO	\$5,114.50	8/31/2007	WILLITS PD	\$108.16
				AF OFFICER FUND	\$941.92
				CDAA	\$51.15
				DA OFFICE	\$511.45
				FORT BRAGG PD	\$235.48
				GENERAL FUND	\$1,227.48
				LEAA ED FUND 15%	\$498.66
				MENDOCINO CO SO	\$941.92
				MENDOCINO CO SO	\$235.48
				UKIAH PD	\$235.48
06-SF-099	MCSO	\$1,753.59	6/7/2007	WILLITS PD	\$235.48
				AF OFFICER FUND	\$322.95
				CDAA	\$17.54
				DA OFFICE	\$175.36
				GENERAL FUND	\$420.86
				LEAA ED FUND 15%	\$170.98
				MENDOCINO CO COMMET	\$161.48
				MENDOCINO CO SO	\$322.94
				TF MENDOCINO CO NTF	\$161.48
				06-SF-102	TF
CDAA	\$95.80				
DA OFFICE	\$957.95				
FORT BRAGG PD	\$441.05				
GENERAL FUND	\$2,299.08				
LEAA ED FUND 15%	\$934.00				
MENDOCINO CO SO	\$441.06				
TF MENDOCINO CO NTF	\$1,764.22				
UKIAH PD	\$441.06				
WILLITS PD	\$441.06				
06-SF-103	TF/MCSO	\$4,491.50	6/20/2007	AF OFFICER FUND	\$827.18
				CDAA	\$44.92
				DA OFFICE	\$449.15



State of California
ASSET FORFEITURE REPORT - 2007

Table 3

Admin Number	Docket Number	Amount Forfeited	Date Disbursed	Recipient	Amount Disbursed
				FORT BRAGG PD	\$206.80
				GENERAL FUND	\$1,077.96
				LEAA ED FUND 15%	\$437.92
				MENDOCINO CO SO	\$413.58
				MENDOCINO CO SO	\$206.80
				TF MENDOCINO CO NTF	\$413.59
				UKIAH PD	\$206.80
				WILLITS PD	\$206.80
06-SF-104	TF/MCSO	\$3,160.50	5/30/2007		
				AF OFFICER FUND	\$582.06
				CDAA	\$31.61
				DA OFFICE	\$316.05
				FORT BRAGG PD	\$145.51
				GENERAL FUND	\$758.52
				LEAA ED FUND 15%	\$308.15
				MENDOCINO CO SO	\$291.03
				MENDOCINO CO SO	\$145.52
				TF MENDOCINO CO NTF	\$291.03
				UKIAH PD	\$145.51
				WILLITS PD	\$145.51
06-SF-105	TF	\$87,964.09	6/13/2007		
				AF OFFICER FUND	\$16,200.05
				CDAA	\$879.64
				DA OFFICE	\$8,796.41
				FORT BRAGG PD	\$4,050.01
				GENERAL FUND	\$21,111.38
				LEAA ED FUND 15%	\$8,576.50
				MENDOCINO CO SO	\$8,100.03
				MENDOCINO CO SO	\$4,050.02
				TF MENDOCINO CO NTF	\$8,100.03
				UKIAH PD	\$4,050.01
				WILLITS PD	\$4,050.01
06-SF-106	MCSO	\$4,826.09	1/12/2007		
				AF OFFICER FUND	\$888.80
				CDAA	\$48.26
				DA OFFICE	\$482.61
				FORT BRAGG PD	\$222.21
				GENERAL FUND	\$1,158.26
				LEAA ED FUND 15%	\$470.54
				MENDOCINO CO SO	\$888.80
				MENDOCINO CO SO	\$222.20
				UKIAH PD	\$222.20
				WILLITS PD	\$222.21
06-SF-108	COMMET	\$5,365.00	7/2/2007		
				AF OFFICER FUND	\$988.05
				CDAA	\$53.65
				DA OFFICE	\$536.50



State of California
ASSET FORFEITURE REPORT - 2007

Table 3

Admin Number	Docket Number	Amount Forfeited	Date Disbursed	Recipient	Amount Disbursed
				FORT BRAGG PD	\$247.01
				GENERAL FUND	\$1,287.60
				LEAA ED FUND 15%	\$523.09
				MENDOCINO CO COMMET	\$988.05
				MENDOCINO CO SO	\$247.02
				UKIAH PD	\$247.02
				WILLITS PD	\$247.01
06-SF-109	MCSO	\$469.09	5/30/2007		
				AF OFFICER FUND	\$86.39
				CDAA	\$4.69
				DA OFFICE	\$46.91
				GENERAL FUND	\$112.58
				LEAA ED FUND 15%	\$45.74
				MENDOCINO CO COMMET	\$43.19
				MENDOCINO CO SO	\$86.39
				TF MENDOCINO CO NTF	\$43.20
06-SF-110	MCSO	\$170.00	6/13/2007		
				AF OFFICER FUND	\$31.31
				CDAA	\$1.70
				DA OFFICE	\$17.00
				GENERAL FUND	\$40.80
				LEAA ED FUND 15%	\$16.58
				MENDOCINO CO COMMET	\$15.65
				MENDOCINO CO SO	\$31.31
				TF MENDOCINO CO NTF	\$15.65
06-SF-111	MCSO	\$4,405.09	1/12/2007		
				AF OFFICER FUND	\$811.27
				CDAA	\$44.05
				DA OFFICE	\$440.51
				FORT BRAGG PD	\$202.81
				GENERAL FUND	\$1,057.22
				LEAA ED FUND 15%	\$429.50
				MENDOCINO CO SO	\$811.27
				MENDOCINO CO SO	\$202.82
				UKIAH PD	\$202.82
				WILLITS PD	\$202.82
06-SF-112	MCSO	\$449.09	6/13/2007		
				AF OFFICER FUND	\$82.71
				CDAA	\$4.49
				DA OFFICE	\$44.91
				GENERAL FUND	\$107.78
				LEAA ED FUND 15%	\$43.79
				MENDOCINO CO COMMET	\$41.35
				MENDOCINO CO SO	\$82.71
				TF MENDOCINO CO NTF	\$41.35
06-SF-115	MCSO	\$3,588.97	1/12/2007		
				AF OFFICER FUND	\$660.97



State of California
ASSET FORFEITURE REPORT - 2007

Table 3

Admin Number	Docket Number	Amount Forfeited	Date Disbursed	Recipient	Amount Disbursed
				CDA A	\$35.89
				DA OFFICE	\$358.90
				FORT BRAGG PD	\$165.25
				GENERAL FUND	\$861.35
				LEAA ED FUND 15%	\$349.92
				MENDOCINO CO SO	\$660.97
				MENDOCINO CO SO	\$165.24
				UKIAH PD	\$165.24
				WILLITS PD	\$165.24
06-SF-116	MCSO	\$10,091.97	1/12/2007		
				AF OFFICER FUND	\$1,858.60
				CDA A	\$100.92
				DA OFFICE	\$1,009.20
				FORT BRAGG PD	\$464.66
				GENERAL FUND	\$2,422.07
				LEAA ED FUND 15%	\$983.97
				MENDOCINO CO SO	\$1,858.60
				MENDOCINO CO SO	\$464.65
				UKIAH PD	\$464.65
				WILLITS PD	\$464.65
06-SF-117	MCSO	\$1,182.97	1/12/2007		
				AF OFFICER FUND	\$217.86
				CDA A	\$11.83
				DA OFFICE	\$118.30
				GENERAL FUND	\$283.91
				LEAA ED FUND 15%	\$115.34
				MENDOCINO CO COMMET	\$108.93
				MENDOCINO CO SO	\$217.86
				TF MENDOCINO CO NTF	\$108.94
06-SF-119	MCSO	\$76,155.06	6/13/2007		
				AF OFFICER FUND	\$14,025.22
				CDA A	\$761.55
				DA OFFICE	\$7,615.51
				FORT BRAGG PD	\$3,506.31
				GENERAL FUND	\$18,277.21
				LEAA ED FUND 15%	\$7,425.12
				MENDOCINO CO SO	\$14,025.22
				MENDOCINO CO SO	\$3,506.30
				UKIAH PD	\$3,506.31
				WILLITS PD	\$3,506.31
06-SF-120	WPD	\$8,769.53	1/31/2007		
				AF OFFICER FUND	\$1,615.06
				CDA A	\$87.70
				DA OFFICE	\$876.95
				FORT BRAGG PD	\$403.76
				GENERAL FUND	\$2,104.69
				LEAA ED FUND 15%	\$855.03



State of California
ASSET FORFEITURE REPORT - 2007

Table 3

Admin Number	Docket Number	Amount Forfeited	Date Disbursed	Recipient	Amount Disbursed
				MENDOCINO CO SO	\$403.76
				UKIAH PD	\$403.76
				WILLITS PD	\$1,615.06
				WILLITS PD	\$403.76
06-SF-121	MCSO	\$698.97	1/24/2007		
				AF OFFICER FUND	\$128.73
				CDAA	\$6.99
				DA OFFICE	\$69.90
				GENERAL FUND	\$167.75
				LEAA ED FUND 15%	\$68.15
				MENDOCINO CO COMMET	\$64.36
				MENDOCINO CO SO	\$128.73
				TF MENDOCINO CO NTF	\$64.36
06-SF-122	MCSO	\$1,287.47	3/19/2007		
				AF OFFICER FUND	\$237.11
				CDAA	\$12.87
				DA OFFICE	\$128.75
				GENERAL FUND	\$308.99
				LEAA ED FUND 15%	\$125.53
				MENDOCINO CO COMMET	\$118.56
				MENDOCINO CO SO	\$237.11
				TF MENDOCINO CO NTF	\$118.55
06-SF-123	MCSO	\$1,165.47	6/13/2007		
				AF OFFICER FUND	\$214.64
				CDAA	\$11.65
				DA OFFICE	\$116.55
				GENERAL FUND	\$279.71
				LEAA ED FUND 15%	\$113.63
				MENDOCINO CO COMMET	\$107.32
				MENDOCINO CO SO	\$214.65
				TF MENDOCINO CO NTF	\$107.32
06-SF-124A	MCSO	\$5,670.21	6/18/2007		
				AF OFFICER FUND	\$1,044.26
				CDAA	\$56.70
				DA OFFICE	\$567.02
				FORT BRAGG PD	\$261.07
				GENERAL FUND	\$1,360.85
				LEAA ED FUND 15%	\$552.85
				MENDOCINO CO SO	\$1,044.26
				MENDOCINO CO SO	\$261.06
				UKIAH PD	\$261.07
				WILLITS PD	\$261.07
06-SF-125	MCSO	\$42,718.45	5/21/2007		
				AF OFFICER FUND	\$7,867.31
				CDAA	\$427.18
				DA OFFICE	\$4,271.85
				FORT BRAGG PD	\$1,966.83



State of California
ASSET FORFEITURE REPORT - 2007

Table 3

Admin Number	Docket Number	Amount Forfeited	Date Disbursed	Recipient	Amount Disbursed
				GENERAL FUND	\$10,252.43
				LEAA ED FUND 15%	\$4,165.05
				MENDOCINO CO SO	\$7,867.31
				MENDOCINO CO SO	\$1,966.83
				UKIAH PD	\$1,966.83
				WILLITS PD	\$1,966.83
06-SF-126	MCSO	\$10,821.80	1/24/2007		
				AF OFFICER FUND	\$1,993.01
				CDAA	\$108.22
				DA OFFICE	\$1,082.18
				FORT BRAGG PD	\$498.25
				GENERAL FUND	\$2,597.23
				LEAA ED FUND 15%	\$1,055.13
				MENDOCINO CO SO	\$1,993.01
				MENDOCINO CO SO	\$498.25
				UKIAH PD	\$498.26
				WILLITS PD	\$498.26
06-SF-127	MCSO	\$82.10	5/14/2007		
				AF OFFICER FUND	\$15.12
				CDAA	\$0.82
				DA OFFICE	\$8.21
				GENERAL FUND	\$19.70
				LEAA ED FUND 15%	\$8.00
				MENDOCINO CO COMMET	\$7.56
				MENDOCINO CO SO	\$15.13
				TF MENDOCINO CO NTF	\$7.56
06-SF-128	MCSO	\$267.60	1/24/2007		
				AF OFFICER FUND	\$49.28
				CDAA	\$2.68
				DA OFFICE	\$26.76
				GENERAL FUND	\$64.22
				LEAA ED FUND 15%	\$26.09
				MENDOCINO CO COMMET	\$24.64
				MENDOCINO CO SO	\$49.29
				TF MENDOCINO CO NTF	\$24.64
06-SF-129	MCSO	\$1,151.60	1/24/2007		
				AF OFFICER FUND	\$212.09
				CDAA	\$11.52
				DA OFFICE	\$115.16
				GENERAL FUND	\$276.38
				LEAA ED FUND 15%	\$112.28
				MENDOCINO CO COMMET	\$106.04
				MENDOCINO CO SO	\$212.09
				TF MENDOCINO CO NTF	\$106.04
06-SF-130	MCSO	\$9,507.20	1/24/2007		
				AF OFFICER FUND	\$1,750.91
				CDAA	\$95.07



State of California
ASSET FORFEITURE REPORT - 2007

Table 3

Admin Number	Docket Number	Amount Forfeited	Date Disbursed	Recipient	Amount Disbursed
				DA OFFICE	\$950.72
				FORT BRAGG PD	\$437.73
				GENERAL FUND	\$2,281.73
				LEAA ED FUND 15%	\$926.95
				MENDOCINO CO SO	\$1,750.91
				MENDOCINO CO SO	\$437.72
				UKIAH PD	\$437.73
				WILLITS PD	\$437.73
06-SF-131	TF/MCSO	\$6,887.40	1/24/2007		
				AF OFFICER FUND	\$1,268.43
				CDAA	\$68.87
				DA OFFICE	\$688.74
				FORT BRAGG PD	\$317.11
				GENERAL FUND	\$1,652.98
				LEAA ED FUND 15%	\$671.52
				MENDOCINO CO SO	\$634.21
				MENDOCINO CO SO	\$317.11
				TF MENDOCINO CO NTF	\$634.21
				UKIAH PD	\$317.11
				WILLITS PD	\$317.11
06-SF-132	MCSO	\$6,460.40	10/19/2007		
				AF OFFICER FUND	\$1,189.79
				CDAA	\$64.60
				DA OFFICE	\$646.04
				FORT BRAGG PD	\$297.44
				GENERAL FUND	\$1,550.50
				LEAA ED FUND 15%	\$629.89
				MENDOCINO CO SO	\$1,189.79
				MENDOCINO CO SO	\$297.45
				UKIAH PD	\$297.45
				WILLITS PD	\$297.45
06-SF-133	WPD	\$5,414.40	6/19/2007		
				AF OFFICER FUND	\$997.15
				CDAA	\$54.14
				DA OFFICE	\$541.44
				FORT BRAGG PD	\$249.29
				GENERAL FUND	\$1,299.46
				LEAA ED FUND 15%	\$527.90
				MENDOCINO CO SO	\$249.29
				UKIAH PD	\$249.29
				WILLITS PD	\$997.15
				WILLITS PD	\$249.29
06-SF-134	WPD	\$8,502.40	6/19/2007		
				AF OFFICER FUND	\$1,565.86
				CDAA	\$85.02
				DA OFFICE	\$850.24
				FORT BRAGG PD	\$391.46



State of California
ASSET FORFEITURE REPORT - 2007

Table 3

Admin Number	Docket Number	Amount Forfeited	Date Disbursed	Recipient	Amount Disbursed
				GENERAL FUND	\$2,040.58
				LEAA ED FUND 15%	\$828.98
				MENDOCINO CO SO	\$391.46
				UKIAH PD	\$391.46
				WILLITS PD	\$1,565.88
				WILLITS PD	\$391.46
06-SF-135	TF	\$2,660.40	1/24/2007		
				AF OFFICER FUND	\$489.96
				CDAA	\$26.60
				DA OFFICE	\$266.04
				FORT BRAGG PD	\$122.48
				GENERAL FUND	\$638.50
				LEAA ED FUND 15%	\$259.39
				MENDOCINO CO SO	\$122.49
				TF MENDOCINO CO NTF	\$489.96
				UKIAH PD	\$122.49
				WILLITS PD	\$122.49
06-SF-136	MCSO	\$1,130.40	1/24/2007		
				AF OFFICER FUND	\$208.18
				CDAA	\$11.30
				DA OFFICE	\$113.04
				GENERAL FUND	\$271.30
				LEAA ED FUND 15%	\$110.21
				MENDOCINO CO COMMET	\$104.09
				MENDOCINO CO SO	\$208.18
				TF MENDOCINO CO NTF	\$104.10
06-SF-137	WPD	\$1,408.40	1/24/2007		
				AF OFFICER FUND	\$259.38
				CDAA	\$14.08
				DA OFFICE	\$140.84
				GENERAL FUND	\$338.02
				LEAA ED FUND 15%	\$137.32
				MENDOCINO CO COMMET	\$129.69
				TF MENDOCINO CO NTF	\$129.69
				WILLITS PD	\$259.38
06-SF-139	MCSO	\$14,660.40	7/11/2007		
				AF OFFICER FUND	\$2,699.96
				CDAA	\$146.60
				DA OFFICE	\$1,466.04
				FORT BRAGG PD	\$674.99
				GENERAL FUND	\$3,518.50
				LEAA ED FUND 15%	\$1,429.39
				MENDOCINO CO SO	\$2,699.95
				MENDOCINO CO SO	\$674.99
				UKIAH PD	\$674.99
				WILLITS PD	\$674.99



State of California
ASSET FORFEITURE REPORT - 2007

Table 3

Admin Number	Docket Number	Amount Forfeited	Date Disbursed	Recipient	Amount Disbursed
06-SF-140	MCSO	\$1,580.40	4/5/2007	AF OFFICER FUND	\$291.06
				CDAA	\$15.80
				DA OFFICE	\$158.04
				GENERAL FUND	\$379.30
				LEAA ED FUND 15%	\$154.09
				MENDOCINO CO COMMET	\$145.52
				MENDOCINO CO SO	\$291.06
				TF MENDOCINO CO NTF	\$145.53
06-SF-142	TF	\$6,592.20	5/30/2007	AF OFFICER FUND	\$1,214.06
				CDAA	\$65.92
				CHP-UKIAH	\$607.03
				DA OFFICE	\$659.22
				FORT BRAGG PD	\$303.52
				GENERAL FUND	\$1,582.13
				LEAA ED FUND 15%	\$642.74
				MENDOCINO CO SO	\$303.52
				TF MENDOCINO CO NTF	\$607.02
				UKIAH PD	\$303.52
				WILLITS PD	\$303.52
06-SF-143	TF	\$6,657.20	5/30/2007	AF OFFICER FUND	\$1,226.03
				CDAA	\$66.57
				CHP-UKIAH	\$613.01
				DA OFFICE	\$665.72
				FORT BRAGG PD	\$306.51
				GENERAL FUND	\$1,597.73
				LEAA ED FUND 15%	\$649.08
				MENDOCINO CO SO	\$306.51
				TF MENDOCINO CO NTF	\$613.02
				UKIAH PD	\$306.51
				WILLITS PD	\$306.51
06-SF-144	MCSO	\$1,791.20	4/5/2007	AF OFFICER FUND	\$329.88
				CDAA	\$17.91
				DA OFFICE	\$179.12
				GENERAL FUND	\$429.89
				LEAA ED FUND 15%	\$174.64
				MENDOCINO CO COMMET	\$164.94
				MENDOCINO CO SO	\$329.88
				TF MENDOCINO CO NTF	\$164.94
06-SF-145	TF	\$3,087.20	4/5/2007	AF OFFICER FUND	\$568.56
				CDAA	\$30.87
				DA OFFICE	\$308.72
				FORT BRAGG PD	\$142.14



State of California
ASSET FORFEITURE REPORT - 2007

Table 3

Admin Number	Docket Number	Amount Forfeited	Date Disbursed	Recipient	Amount Disbursed
				GENERAL FUND	\$740.93
				LEAA ED FUND 15%	\$301.00
				MENDOCINO CO SO	\$142.14
				TF MENDOCINO CO NTF	\$568.56
				UKIAH PD	\$142.14
				WILLITS PD	\$142.14
06-SF-146	TF	\$1,157.20	2/23/2007		
				AF OFFICER FUND	\$213.12
				CDA A	\$11.57
				DA OFFICE	\$115.72
				GENERAL FUND	\$277.73
				LEAA ED FUND 15%	\$112.83
				MENDOCINO CO COMMET	\$106.55
				TF MENDOCINO CO NTF	\$319.68
06-SF-147	TF/UPD	\$732.20	3/19/2007		
				AF OFFICER FUND	\$134.85
				CDA A	\$7.32
				DA OFFICE	\$73.22
				GENERAL FUND	\$175.73
				LEAA ED FUND 15%	\$71.39
				MENDOCINO CO COMMET	\$67.42
				TF MENDOCINO CO NTF	\$202.27
07-SF-001	TF	\$2,074.35	4/24/2007		
				AF OFFICER FUND	\$382.03
				CDA A	\$20.74
				DA OFFICE	\$207.44
				GENERAL FUND	\$497.84
				LEAA ED FUND 15%	\$202.25
				MENDOCINO CO COMMET	\$191.01
				TF MENDOCINO CO NTF	\$573.04
07-SF-002	MCSO	\$5,947.20	5/14/2007		
				AF OFFICER FUND	\$1,095.28
				CDA A	\$59.47
				DA OFFICE	\$594.72
				FORT BRAGG PD	\$273.82
				GENERAL FUND	\$1,427.33
				LEAA ED FUND 15%	\$579.85
				MENDOCINO CO SO	\$1,095.28
				MENDOCINO CO SO	\$273.81
				UKIAH PD	\$273.82
				WILLITS PD	\$273.82
07-SF-003	MCSO	\$1,785.20	3/22/2007		
				AF OFFICER FUND	\$328.77
				CDA A	\$17.85
				DA OFFICE	\$178.52
				GENERAL FUND	\$428.45
				LEAA ED FUND 15%	\$174.06



State of California
ASSET FORFEITURE REPORT - 2007

Table 3

Admin Number	Docket Number	Amount Forfeited	Date Disbursed	Recipient	Amount Disbursed
				MENDOCINO CO COMMET	\$164.39
				MENDOCINO CO SO	\$328.77
				TF MENDOCINO CO NTF	\$164.39
07-SF-004	TF/CHP	\$9,947.20	3/22/2007		
				AF OFFICER FUND	\$1,831.94
				CDAA	\$99.47
				CHP-UKIAH	\$915.97
				DA OFFICE	\$994.72
				FORT BRAGG PD	\$457.99
				GENERAL FUND	\$2,387.33
				LEAA ED FUND 15%	\$969.85
				MENDOCINO CO SO	\$457.99
				TF MENDOCINO CO NTF	\$915.97
				UKIAH PD	\$457.98
				WILLITS PD	\$457.99
07-SF-005	TF/CHP	\$9,947.20	3/22/2007		
				AF OFFICER FUND	\$1,831.94
				CDAA	\$99.47
				CHP-UKIAH	\$915.97
				DA OFFICE	\$994.72
				FORT BRAGG PD	\$457.99
				GENERAL FUND	\$2,387.33
				LEAA ED FUND 15%	\$969.85
				MENDOCINO CO SO	\$457.98
				TF MENDOCINO CO NTF	\$915.97
				UKIAH PD	\$457.99
				WILLITS PD	\$457.99
07-SF-006	MCSO	\$10,038.20	3/23/2007		
				AF OFFICER FUND	\$1,848.70
				CDAA	\$100.38
				DA OFFICE	\$1,003.82
				FORT BRAGG PD	\$462.18
				GENERAL FUND	\$2,409.17
				LEAA ED FUND 15%	\$978.72
				MENDOCINO CO SO	\$1,848.70
				MENDOCINO CO SO	\$462.18
				UKIAH PD	\$462.17
				WILLITS PD	\$462.18
07-SF-008	MCSO	\$317.20	4/24/2007		
				AF OFFICER FUND	\$58.42
				CDAA	\$3.17
				DA OFFICE	\$31.72
				GENERAL FUND	\$76.13
				LEAA ED FUND 15%	\$30.93
				MENDOCINO CO COMMET	\$29.21
				MENDOCINO CO SO	\$58.42
				TF MENDOCINO CO NTF	\$29.20



State of California
ASSET FORFEITURE REPORT - 2007

Table 3

Admin Number	Docket Number	Amount Forfeited	Date Disbursed	Recipient	Amount Disbursed
07-SF-009A	MCSO	\$629.62	4/5/2007	AF OFFICER FUND	\$115.96
				CDAA	\$6.30
				DA OFFICE	\$62.96
				GENERAL FUND	\$151.11
				LEAA ED FUND 15%	\$61.39
				MENDOCINO CO COMMET	\$57.97
				MENDOCINO CO SO	\$115.96
				TF MENDOCINO CO NTF	\$57.97
07-SF-010	MCSO	\$5,138.62	4/26/2007	AF OFFICER FUND	\$946.36
				CDAA	\$51.39
				DA OFFICE	\$513.86
				FORT BRAGG PD	\$236.59
				GENERAL FUND	\$1,233.27
				LEAA ED FUND 15%	\$501.02
				MENDOCINO CO SO	\$946.36
				MENDOCINO CO SO	\$236.59
07-SF-011	MCSO	\$1,560.62	4/27/2007	UKIAH PD	\$236.59
				WILLITS PD	\$236.59
				AF OFFICER FUND	\$287.41
				CDAA	\$15.61
				DA OFFICE	\$156.06
				GENERAL FUND	\$374.55
				LEAA ED FUND 15%	\$152.16
				MENDOCINO CO COMMET	\$143.71
07-SF-012	MCSO	\$2,294.62	5/31/2007	MENDOCINO CO SO	\$287.41
				TF MENDOCINO CO NTF	\$143.71
				AF OFFICER FUND	\$422.59
				CDAA	\$22.95
				DA OFFICE	\$229.46
				FORT BRAGG PD	\$105.65
				GENERAL FUND	\$550.71
				LEAA ED FUND 15%	\$223.73
07-SF-013	MCSO	\$1,345.62	5/31/2007	MENDOCINO CO SO	\$422.59
				MENDOCINO CO SO	\$105.64
				UKIAH PD	\$105.65
				WILLITS PD	\$105.65
				AF OFFICER FUND	\$247.82
				CDAA	\$13.46
				DA OFFICE	\$134.56
				GENERAL FUND	\$322.95
MENDOCINO CO COMMET	\$123.91				



State of California
ASSET FORFEITURE REPORT - 2007

Table 3

Admin Number	Docket Number	Amount Forfeited	Date Disbursed	Recipient	Amount Disbursed
				MENDOCINO CO SO	\$247.81
				TF MENDOCINO CO NTF	\$123.91
07-SF-013B	MCSO	\$6,385.00	9/19/2007		
				AF OFFICER FUND	\$1,175.90
				CDAA	\$63.85
				DA OFFICE	\$638.50
				FORT BRAGG PD	\$293.97
				GENERAL FUND	\$1,532.40
				LEAA ED FUND 15%	\$622.54
				MENDOCINO CO SO	\$1,175.90
				MENDOCINO CO SO	\$293.98
				UKIAH PD	\$293.98
				WILLITS PD	\$293.98
07-SF-014	MCSO/COMMET	\$22,886.15	5/9/2007		
				AF OFFICER FUND	\$4,214.87
				CDAA	\$228.86
				DA OFFICE	\$2,288.62
				FORT BRAGG PD	\$1,053.72
				GENERAL FUND	\$5,492.68
				LEAA ED FUND 15%	\$2,231.40
				MENDOCINO CO COMMET	\$2,107.43
				MENDOCINO CO SO	\$2,107.43
				MENDOCINO CO SO	\$1,053.72
				UKIAH PD	\$1,053.71
				WILLITS PD	\$1,053.71
07-SF-016	TF	\$6,946.15	5/8/2007		
				AF OFFICER FUND	\$1,279.25
				CDAA	\$69.46
				DA OFFICE	\$694.62
				FORT BRAGG PD	\$319.81
				GENERAL FUND	\$1,667.08
				LEAA ED FUND 15%	\$677.25
				MENDOCINO CO SO	\$319.81
				TF MENDOCINO CO NTF	\$1,279.25
				UKIAH PD	\$319.81
				WILLITS PD	\$319.81
07-SF-017	MCSO	\$2,386.15	7/11/2007		
				AF OFFICER FUND	\$439.45
				CDAA	\$23.86
				DA OFFICE	\$238.62
				FORT BRAGG PD	\$109.86
				GENERAL FUND	\$572.68
				LEAA ED FUND 15%	\$232.65
				MENDOCINO CO SO	\$439.45
				MENDOCINO CO SO	\$109.86
				UKIAH PD	\$109.86
				WILLITS PD	\$109.86



State of California
ASSET FORFEITURE REPORT - 2007

Table 3

Admin Number	Docket Number	Amount Forfeited	Date Disbursed	Recipient	Amount Disbursed				
07-SF-018	TF/CHP	\$4,802.00	11/1/2007	AF OFFICER FUND	\$884.37				
				CDA	\$48.02				
				CHP-UKIAH	\$442.19				
				DA OFFICE	\$480.20				
				FORT BRAGG PD	\$221.09				
				GENERAL FUND	\$1,152.48				
				LEAA ED FUND 15%	\$468.20				
				MENDOCINO CO SO	\$221.09				
				TF MENDOCINO CO NTF	\$442.18				
				UKIAH PD	\$221.09				
				WILLITS PD	\$221.09				
				07-SF-019	MCSO	\$17,859.40	6/13/2007	AF OFFICER FUND	\$3,289.11
CDA	\$178.59								
DA OFFICE	\$1,785.94								
FORT BRAGG PD	\$822.28								
GENERAL FUND	\$4,286.26								
LEAA ED FUND 15%	\$1,741.29								
MENDOCINO CO SO	\$3,289.11								
MENDOCINO CO SO	\$822.28								
UKIAH PD	\$822.27								
WILLITS PD	\$822.27								
07-SF-020	MCSO	\$15,360.40	6/6/2007					AF OFFICER FUND	\$2,828.87
								CDA	\$153.60
				DA OFFICE	\$1,536.04				
				FORT BRAGG PD	\$707.22				
				GENERAL FUND	\$3,686.50				
				LEAA ED FUND 15%	\$1,497.64				
				MENDOCINO CO SO	\$2,828.87				
				MENDOCINO CO SO	\$707.22				
				UKIAH PD	\$707.22				
				WILLITS PD	\$707.22				
				07-SF-021	MCSO	\$5,942.40	7/24/2007	AF OFFICER FUND	\$1,094.39
								CDA	\$59.42
DA OFFICE	\$594.24								
FORT BRAGG PD	\$273.60								
GENERAL FUND	\$1,426.18								
LEAA ED FUND 15%	\$579.38								
MENDOCINO CO SO	\$1,094.39								
MENDOCINO CO SO	\$273.60								
UKIAH PD	\$273.60								
WILLITS PD	\$273.60								
07-SF-022	MCSO	\$1,421.16	6/6/2007					AF OFFICER FUND	\$261.73



State of California
ASSET FORFEITURE REPORT - 2007

Table 3

Admin Number	Docket Number	Amount Forfeited	Date Disbursed	Recipient	Amount Disbursed
				CDA	\$14.21
				DA OFFICE	\$142.12
				GENERAL FUND	\$341.08
				LEAA ED FUND 15%	\$138.56
				MENDOCINO CO COMMET	\$130.86
				MENDOCINO CO SO	\$261.74
				TF MENDOCINO CO NTF	\$130.86
07-SF-024	MCSO	\$18,156.55	6/6/2007		
				AF OFFICER FUND	\$3,343.83
				CDA	\$181.57
				DA OFFICE	\$1,815.66
				FORT BRAGG PD	\$835.96
				GENERAL FUND	\$4,357.57
				LEAA ED FUND 15%	\$1,770.26
				MENDOCINO CO SO	\$3,343.82
				MENDOCINO CO SO	\$835.96
				UKIAH PD	\$835.96
				WILLITS PD	\$835.96
07-SF-026	MCSO	\$257.40	6/6/2007		
				AF OFFICER FUND	\$47.40
				CDA	\$2.57
				DA OFFICE	\$25.74
				GENERAL FUND	\$61.78
				LEAA ED FUND 15%	\$25.10
				MENDOCINO CO COMMET	\$23.70
				MENDOCINO CO SO	\$47.41
				TF MENDOCINO CO NTF	\$23.70
07-SF-028	MCSO	\$14,660.40	6/6/2007		
				AF OFFICER FUND	\$2,699.96
				CDA	\$146.60
				DA OFFICE	\$1,466.04
				FORT BRAGG PD	\$674.99
				GENERAL FUND	\$3,518.50
				LEAA ED FUND 15%	\$1,429.39
				MENDOCINO CO SO	\$2,699.96
				MENDOCINO CO SO	\$674.98
				UKIAH PD	\$674.99
				WILLITS PD	\$674.99
07-SF-029	WPD	\$8,760.40	7/3/2007		
				AF OFFICER FUND	\$1,613.37
				CDA	\$87.60
				DA OFFICE	\$876.04
				FORT BRAGG PD	\$403.34
				GENERAL FUND	\$2,102.50
				LEAA ED FUND 15%	\$854.14
				MENDOCINO CO SO	\$403.36
				UKIAH PD	\$403.34



State of California
ASSET FORFEITURE REPORT - 2007

Table 3

Admin Number	Docket Number	Amount Forfeited	Date Disbursed	Recipient	Amount Disbursed
				WILLITS PD	\$1,613.37
				WILLITS PD	\$403.34
07-SF-030	TF	\$39,730.40	11/7/2007		
				AF OFFICER FUND	\$7,317.02
				CDAA	\$397.30
				DA OFFICE	\$3,973.04
				FORT BRAGG PD	\$1,829.25
				GENERAL FUND	\$9,535.30
				LEAA ED FUND 15%	\$3,873.71
				MENDOCINO CO SO	\$1,829.25
				TF MENDOCINO CO NTF	\$7,317.03
				UKIAH PD	\$1,829.25
				WILLITS PD	\$1,829.25
07-SF-033	TF/UPD	\$2,247.00	9/21/2007		
				AF OFFICER FUND	\$413.82
				CDAA	\$22.47
				DA OFFICE	\$224.70
				FORT BRAGG PD	\$103.45
				GENERAL FUND	\$539.28
				LEAA ED FUND 15%	\$219.08
				MENDOCINO CO SO	\$103.46
				TF MENDOCINO CO NTF	\$413.82
				UKIAH PD	\$103.46
				WILLITS PD	\$103.46
07-SF-034	MCSO	\$68,502.00	7/25/2007		
				AF OFFICER FUND	\$12,615.79
				CDAA	\$685.02
				DA OFFICE	\$6,850.20
				FORT BRAGG PD	\$3,153.94
				GENERAL FUND	\$16,440.48
				LEAA ED FUND 15%	\$6,678.95
				MENDOCINO CO SO	\$12,615.79
				MENDOCINO CO SO	\$3,153.95
				UKIAH PD	\$3,153.94
				WILLITS PD	\$3,153.94
07-SF-035	WPD	\$2,309.60	7/2/2007		
				AF OFFICER FUND	\$425.35
				CDAA	\$23.10
				DA OFFICE	\$230.96
				FORT BRAGG PD	\$106.34
				GENERAL FUND	\$554.30
				LEAA ED FUND 15%	\$225.19
				MENDOCINO CO SO	\$106.34
				UKIAH PD	\$106.34
				WILLITS PD	\$425.34
				WILLITS PD	\$106.34



State of California
ASSET FORFEITURE REPORT - 2007

Table 3

Admin Number	Docket Number	Amount Forfeited	Date Disbursed	Recipient	Amount Disbursed
07-SF-037	MCSO	\$1,713.60	7/10/2007	AF OFFICER FUND	\$315.59
				CDAA	\$17.14
				DA OFFICE	\$171.36
				GENERAL FUND	\$411.26
				LEAA ED FUND 15%	\$167.08
				MENDOCINO CO COMMET	\$157.79
				MENDOCINO CO SO	\$315.59
				TF MENDOCINO CO NTF	\$157.79
07-SF-038	TF	\$388.60	7/10/2007	AF OFFICER FUND	\$71.57
				CDAA	\$3.89
				DA OFFICE	\$38.86
				GENERAL FUND	\$93.26
				LEAA ED FUND 15%	\$37.89
				MENDOCINO CO COMMET	\$35.78
				TF MENDOCINO CO NTF	\$107.35
				07-SF-039	TF
CDAA	\$4.49				
DA OFFICE	\$44.86				
GENERAL FUND	\$107.66				
LEAA ED FUND 15%	\$43.74				
MENDOCINO CO COMMET	\$41.30				
TF MENDOCINO CO NTF	\$123.93				
07-SF-043	MCSO	\$14,643.00	9/6/2007		
				CDAA	\$146.43
				DA OFFICE	\$1,464.30
				FORT BRAGG PD	\$674.19
				GENERAL FUND	\$3,514.32
				LEAA ED FUND 15%	\$1,427.69
				MENDOCINO CO SO	\$2,696.75
				MENDOCINO CO SO	\$674.19
				UKIAH PD	\$674.19
				WILLITS PD	\$674.19
				07-SF-046	TF
CDAA	\$28.26				
DA OFFICE	\$282.64				
FORT BRAGG PD	\$130.14				
GENERAL FUND	\$678.34				
LEAA ED FUND 15%	\$275.57				
MENDOCINO CO SO	\$130.13				
TF MENDOCINO CO NTF	\$520.53				
UKIAH PD	\$130.13				
WILLITS PD	\$130.13				



State of California
ASSET FORFEITURE REPORT - 2007

Table 3

Admin Number	Docket Number	Amount Forfeited	Date Disbursed	Recipient	Amount Disbursed
07-SF-047	MCSO	\$22,619.10	8/31/2007	AF OFFICER FUND	\$4,165.68
				CDAA	\$226.19
				DA OFFICE	\$2,261.91
				FORT BRAGG PD	\$1,041.43
				GENERAL FUND	\$5,428.58
				LEAA ED FUND 15%	\$2,205.36
				MENDOCINO CO SO	\$4,165.68
				MENDOCINO CO SO	\$1,041.42
				UKIAH PD	\$1,041.42
				WILLITS PD	\$1,041.43
07-SF-048	MCSO	\$906.48	9/6/2007	AF OFFICER FUND	\$166.94
				CDAA	\$9.06
				DA OFFICE	\$90.65
				GENERAL FUND	\$217.56
				LEAA ED FUND 15%	\$88.38
				MENDOCINO CO COMMET	\$83.47
				MENDOCINO CO SO	\$166.95
				TF MENDOCINO CO NTF	\$83.47
07-SF-049	MCSO	\$5,743.48	9/6/2007	AF OFFICER FUND	\$1,057.76
				CDAA	\$57.43
				DA OFFICE	\$574.35
				FORT BRAGG PD	\$264.43
				GENERAL FUND	\$1,378.44
				LEAA ED FUND 15%	\$559.99
				MENDOCINO CO SO	\$1,057.76
				MENDOCINO CO SO	\$264.44
				UKIAH PD	\$264.44
				WILLITS PD	\$264.44
07-SF-050A	MCSO	\$1,160.48	9/6/2007	AF OFFICER FUND	\$213.72
				CDAA	\$11.60
				DA OFFICE	\$116.05
				GENERAL FUND	\$278.52
				LEAA ED FUND 15%	\$113.15
				MENDOCINO CO COMMET	\$106.86
				MENDOCINO CO SO	\$213.72
				TF MENDOCINO CO NTF	\$106.86
07-SF-051	MCSO	\$3,852.48	9/6/2007	AF OFFICER FUND	\$709.50
				CDAA	\$38.52
				DA OFFICE	\$385.25
				FORT BRAGG PD	\$177.38
				GENERAL FUND	\$924.60
				LEAA ED FUND 15%	\$375.62



State of California
ASSET FORFEITURE REPORT - 2007

Table 3

Admin Number	Docket Number	Amount Forfeited	Date Disbursed	Recipient	Amount Disbursed
				MENDOCINO CO SO	\$709.50
				MENDOCINO CO SO	\$177.37
				UKIAH PD	\$177.37
				WILLITS PD	\$177.37
07-SF-054	MCSO	\$3,936.15	10/2/2007		
				AF OFFICER FUND	\$724.91
				CDAA	\$39.36
				DA OFFICE	\$393.62
				FORT BRAGG PD	\$181.21
				GENERAL FUND	\$944.68
				LEAA ED FUND 15%	\$383.77
				MENDOCINO CO SO	\$724.91
				MENDOCINO CO SO	\$181.23
				UKIAH PD	\$181.23
				WILLITS PD	\$181.23
07-SF-056	MCSO	\$2,086.15	10/3/2007		
				AF OFFICER FUND	\$384.20
				CDAA	\$20.86
				DA OFFICE	\$208.62
				FORT BRAGG PD	\$96.04
				GENERAL FUND	\$500.68
				LEAA ED FUND 15%	\$203.40
				MENDOCINO CO SO	\$384.20
				MENDOCINO CO SO	\$96.05
				UKIAH PD	\$96.05
				WILLITS PD	\$96.05
07-SF-061	MCSO	\$11,920.80	11/7/2007		
				AF OFFICER FUND	\$2,195.41
				CDAA	\$119.21
				DA OFFICE	\$1,192.08
				FORT BRAGG PD	\$548.85
				GENERAL FUND	\$2,860.99
				LEAA ED FUND 15%	\$1,162.28
				MENDOCINO CO SO	\$2,195.43
				MENDOCINO CO SO	\$548.85
				UKIAH PD	\$548.85
				WILLITS PD	\$548.85
07-SF-062	MCSO	\$93,685.40	10/22/2007		
				AF OFFICER FUND	\$17,253.73
				CDAA	\$936.85
				DA OFFICE	\$9,368.54
				FORT BRAGG PD	\$4,313.43
				GENERAL FUND	\$22,484.50
				LEAA ED FUND 15%	\$9,134.33
				MENDOCINO CO SO	\$17,253.73
				MENDOCINO CO SO	\$4,313.43
				UKIAH PD	\$4,313.43



State of California
ASSET FORFEITURE REPORT - 2007

Table 3

Admin Number	Docket Number	Amount Forfeited	Date Disbursed	Recipient	Amount Disbursed
07-SF-063	WPD	\$15,606.50	11/28/2007	WILLITS PD	\$4,313.43
				AF OFFICER FUND	\$2,874.20
				CDAA	\$156.07
				DA OFFICE	\$1,560.65
				FORT BRAGG PD	\$718.55
				GENERAL FUND	\$3,745.56
				LEAA ED FUND 15%	\$1,521.63
				MENDOCINO CO SO	\$718.55
				UKIAH PD	\$718.55
				WILLITS PD	\$2,874.19
				WILLITS PD	\$718.55
07-SF-064	CHP/TF	\$25,783.40	12/10/2007	AF OFFICER FUND	\$4,748.44
				CDAA	\$257.83
				CHP-GARBERVILLE	\$2,374.22
				DA OFFICE	\$2,578.34
				FORT BRAGG PD	\$1,187.11
				GENERAL FUND	\$6,188.02
				LEAA ED FUND 15%	\$2,513.88
				MENDOCINO CO SO	\$1,187.11
				TF MENDOCINO CO NTF	\$2,374.23
				UKIAH PD	\$1,187.11
				WILLITS PD	\$1,187.11
07-SF-072	TF	\$1,228.00	12/19/2007	AF OFFICER FUND	\$226.16
				CDAA	\$12.28
				DA OFFICE	\$122.80
				GENERAL FUND	\$294.72
				LEAA ED FUND 15%	\$119.73
				MENDOCINO CO COMMET	\$113.07
				MENDOCINO CO SO	\$113.08
				TF MENDOCINO CO NTF	\$226.16
07-SF-073	TF	\$9,931.90	12/18/2007	AF OFFICER FUND	\$1,829.12
				CDAA	\$99.32
				DA OFFICE	\$993.19
				FORT BRAGG PD	\$457.28
				GENERAL FUND	\$2,383.66
				LEAA ED FUND 15%	\$968.36
				MENDOCINO CO SO	\$457.28
				TF MENDOCINO CO NTF	\$1,829.13
07-SF-076	TF	\$1,543.90	12/27/2007	UKIAH PD	\$457.28
				WILLITS PD	\$457.28
				AF OFFICER FUND	\$284.33
				CDAA	\$15.44



State of California
ASSET FORFEITURE REPORT - 2007

Table 3

Admin Number	Docket Number	Amount Forfeited	Date Disbursed	Recipient	Amount Disbursed
				DA OFFICE	\$154.39
				FORT BRAGG PD	\$71.08
				GENERAL FUND	\$370.54
				LEAA ED FUND 15%	\$150.53
				MENDOCINO CO SO	\$71.08
				TF MENDOCINO CO NTF	\$284.35
				UKIAH PD	\$71.08
				WILLITS PD	\$71.08
07-SF-077	TF	\$2,630.90	12/18/2007		
				AF OFFICER FUND	\$484.52
				CDAA	\$26.31
				DA OFFICE	\$263.09
				FORT BRAGG PD	\$121.13
				GENERAL FUND	\$631.42
				LEAA ED FUND 15%	\$256.51
				MENDOCINO CO SO	\$121.14
				TF MENDOCINO CO NTF	\$484.52
				UKIAH PD	\$121.13
				WILLITS PD	\$121.13
07-SF-078	TF	\$663.90	12/19/2007		
				AF OFFICER FUND	\$122.27
				CDAA	\$6.64
				DA OFFICE	\$66.39
				GENERAL FUND	\$159.34
				LEAA ED FUND 15%	\$64.73
				MENDOCINO CO COMMET	\$61.13
				MENDOCINO CO SO	\$61.13
				TF MENDOCINO CO NTF	\$122.27
MENDOCINO					\$1,746,488.82



State of California
ASSET FORFEITURE REPORT - 2007

Table 3

Admin Number	Docket Number	Amount Forfeited	Date Disbursed	Recipient	Amount Disbursed
MERCED					
05-012		\$1,689.81	1/4/2007		
				CDAA	\$16.90
				GENERAL FUND	\$405.55
				MERCED CO DA	\$168.98
				TF MERCED/M NTF-MMNTF	\$1,098.38
05-023		\$896.63	1/4/2007		
				CDAA	\$8.97
				GENERAL FUND	\$215.19
				MERCED CO DA	\$89.66
				TF MERCED/M NTF-MMNTF	\$582.81
05-026		\$8,435.72	1/4/2007		
				CDAA	\$84.36
				GENERAL FUND	\$2,024.57
				MERCED CO DA	\$843.57
				TF MERCED/M NTF-MMNTF	\$5,483.22
06-001		\$7,637.32	1/4/2007		
				CDAA	\$76.37
				GENERAL FUND	\$1,832.96
				MERCED CO DA	\$763.73
				TF MERCED/M NTF-MMNTF	\$4,964.26
06-002		\$3,502.56	1/4/2007		
				CDAA	\$35.03
				GENERAL FUND	\$840.61
				MERCED CO DA	\$350.26
				TF MERCED/M NTF-MMNTF	\$2,276.66
06-003		\$2,152.25	2/13/2007		
				CDAA	\$21.52
				GENERAL FUND	\$516.54
				MERCED CO DA	\$215.23
				MERCED CO PROB	\$1,189.12
				TF MERCED/M NTF-MMNTF	\$209.84
06-004		\$29,052.25	9/26/2007		
				CDAA	\$290.52
				GENERAL FUND	\$6,972.53
				MERCED CO DA	\$2,905.23
				MERCED CO SO	\$18,883.97
06-005		\$2,095.02	1/4/2007		
				CDAA	\$20.95
				GENERAL FUND	\$502.80
				MERCED CO DA	\$209.50
				MERCED CO SO	\$1,361.77
06-007		\$1,587.27	1/4/2007		
				CDAA	\$15.87
				GENERAL FUND	\$380.94
				MERCED CO DA	\$158.73
				TF MERCED/M NTF-MMNTF	\$1,031.73



State of California
ASSET FORFEITURE REPORT - 2007

Table 3

Admin Number	Docket Number	Amount Forfeited	Date Disbursed	Recipient	Amount Disbursed
06-021		\$3,778.54	1/4/2007	CDA GENERAL FUND MERCED CO DA MERCED CO SO	\$37.79 \$906.85 \$377.85 \$2,456.05
06-022		\$2,086.73	1/4/2007	CDA GENERAL FUND MERCED CO DA MERCED CO SO	\$20.87 \$500.81 \$208.67 \$1,356.38
07-001		\$579.68	1/4/2007	CDA GENERAL FUND MERCED CO DA MERCED CO SO	\$5.80 \$139.12 \$57.97 \$376.79
MERCED					\$63,493.78



State of California
ASSET FORFEITURE REPORT - 2007

Table 3

Admin Number	Docket Number	Amount Forfeited	Date Disbursed	Recipient	Amount Disbursed
MODOC					
TF-06-11-004	F-06-455	\$58.74	2/16/2007	CDA GENERAL FUND MODOC CO DA TF MODOC CO DTF	\$0.58 \$14.10 \$5.88 \$38.18
TF-07-05-002	CL-07-024	\$862.91	5/1/2007	CDA CHP GENERAL FUND TF MODOC CO DTF	\$9.05 \$47.68 \$217.40 \$588.78
MODOC					\$921.65



State of California
ASSET FORFEITURE REPORT - 2007

Table 3

Admin Number	Docket Number	Amount Forfeited	Date Disbursed	Recipient	Amount Disbursed
MONO					
AF 05-01(a)		\$214,072.00	8/2/2007	CDA CHP DA OFFICE GENERAL FUND INYO CO DA MAMMOTH LAKES PD MONO CO SO	\$2,160.72 \$8,102.70 \$21,407.20 \$51,857.28 \$8,102.70 \$61,220.70 \$61,220.70
AF 05-01(b)		\$18,000.00	12/21/2007	CDA DA OFFICE GENERAL FUND MAMMOTH LAKES PD MONO CO SO	\$180.00 \$1,800.00 \$4,320.00 \$5,850.00 \$5,850.00
AF 05-01(d)		\$2,000.00	8/2/2007	CDA CHP DA OFFICE GENERAL FUND INYO CO DA MAMMOTH LAKES PD MONO CO SO	\$20.00 \$100.00 \$200.00 \$480.00 \$100.00 \$550.00 \$550.00
AF 05-01C		\$3,000.00	12/21/2007	CDA DA OFFICE GENERAL FUND MAMMOTH LAKES PD MONO CO SO	\$30.00 \$300.00 \$720.00 \$975.00 \$975.00
AF 07-03		\$7,000.00	12/19/2007	CDA DA OFFICE GENERAL FUND MAMMOTH LAKES PD MONO CO SO	\$70.00 \$700.00 \$1,680.00 \$2,275.00 \$2,275.00
MONO					\$244,072.00



State of California
ASSET FORFEITURE REPORT - 2007

Table 3

Admin Number	Docket Number	Amount Forfeited	Date Disbursed	Recipient	Amount Disbursed
MONTEREY					
02-04A	MK020093A	\$4,172.00	1/31/2007	CDA DA OFFICE GENERAL FUND SOLEDAD PD	\$41.72 \$417.20 \$1,001.28 \$2,711.80
04-25	MS042192A	\$4,718.74	12/6/2007	CDA DA OFFICE GENERAL FUND SALINAS PD	\$47.19 \$471.87 \$1,132.50 \$3,067.18
04-30	MS041694A	\$1,140.79	1/9/2007	CDA DA OFFICE GENERAL FUND MARINA PD MONTEREY CO SO	\$11.41 \$114.08 \$273.79 \$185.37 \$556.14
05-31	SS051765A	\$487.87	5/9/2007	CDA DA OFFICE GENERAL FUND SALINAS PD	\$4.88 \$48.79 \$117.09 \$317.11
05-32	SS042485A	\$5,301.77	6/20/2007	CDA DA OFFICE GENERAL FUND MONTEREY CO SO	\$53.02 \$530.18 \$1,272.42 \$3,446.15
05-37	SS044460A	\$11,978.72	12/6/2007	CDA DA OFFICE GENERAL FUND SOLEDAD PD	\$119.79 \$1,197.87 \$2,874.89 \$7,786.17
05-60	SS053213A	\$324.05	9/12/2007	CDA DA OFFICE GENERAL FUND MONTEREY CO SO	\$3.24 \$32.41 \$77.77 \$210.63
06-100	SS063217A	\$1,168.35	12/6/2007	CDA CSUMBPD DA OFFICE GENERAL FUND	\$11.68 \$759.43 \$116.84 \$280.40
06-101	09359-06	\$10,606.35	6/20/2007	CDA DA OFFICE GENERAL FUND MONTEREY CO SO	\$106.06 \$1,060.64 \$2,545.52 \$6,894.13



State of California
ASSET FORFEITURE REPORT - 2007

Table 3

Admin Number	Docket Number	Amount Forfeited	Date Disbursed	Recipient	Amount Disbursed
06-102	SS063372A	\$1,749.35	5/9/2007	CDAA	\$17.49
				DA OFFICE	\$174.94
				GENERAL FUND	\$419.84
				SEASIDE PD	\$1,137.08
06-103	SS063234A	\$205.95	10/9/2007	CDAA	\$2.06
				DA OFFICE	\$20.60
				GENERAL FUND	\$49.43
				MONTEREY CO SO	\$133.86
06-105	SS063211A	\$1,327.95	7/23/2007	CDAA	\$13.28
				DA OFFICE	\$132.80
				GENERAL FUND	\$318.71
				MONTEREY PD	\$863.16
06-106	SS063285A	\$136.95	6/20/2007	CDAA	\$1.37
				DA OFFICE	\$13.70
				GENERAL FUND	\$32.87
				MONTEREY CO SO	\$89.01
06-107	08944-06	\$213.95	8/22/2007	CDAA	\$2.14
				DA OFFICE	\$21.40
				GENERAL FUND	\$51.35
				MONTEREY CO SO	\$139.06
06-108	SS063442A	\$273.95	7/23/2007	CDAA	\$2.74
				DA OFFICE	\$27.40
				GENERAL FUND	\$65.75
				MONTEREY PD	\$178.06
06-14	SS060836A	\$6,755.71	10/9/2007	CDAA	\$67.56
				DA OFFICE	\$675.57
				GENERAL FUND	\$1,621.37
				MONTEREY CO SO	\$4,391.21
06-32	SS041863A	\$1,385.38	9/26/2007	CDAA	\$13.85
				DA OFFICE	\$138.54
				GENERAL FUND	\$332.49
				SALINAS PD	\$900.50
06-49	SS061573A	\$674.34	2/20/2007	CDAA	\$6.74
				DA OFFICE	\$67.43
				GENERAL FUND	\$161.84
				MONTEREY PD	\$438.33
06-51	SS061635A	\$2,453.20	6/20/2007	CDAA	\$24.53



State of California
ASSET FORFEITURE REPORT - 2007

Table 3

Admin Number	Docket Number	Amount Forfeited	Date Disbursed	Recipient	Amount Disbursed
				DA OFFICE	\$245.32
				GENERAL FUND	\$588.77
				MONTEREY CO SO	\$1,594.58
06-53	SS061237A	\$2,655.71	3/7/2007		
				CDAA	\$26.56
				DA OFFICE	\$265.57
				GENERAL FUND	\$637.37
				SEASIDE PD	\$1,726.21
06-54	SS052962A	\$1,314.20	1/31/2007		
				CDAA	\$13.14
				DA OFFICE	\$131.42
				GENERAL FUND	\$315.41
				SALINAS PD	\$854.23
06-55	SS061492C	\$6,798.73	1/31/2007		
				CDAA	\$67.99
				DA OFFICE	\$679.87
				GENERAL FUND	\$1,631.70
				SALINAS PD	\$4,419.17
06-57	SS032222A	\$560.20	6/20/2007		
				CDAA	\$5.60
				CSUMBPD	\$364.13
				DA OFFICE	\$56.02
				GENERAL FUND	\$134.45
06-59	SS061788A	\$436.50	6/20/2007		
				CDAA	\$4.37
				CHP-MONTEREY	\$70.93
				DA OFFICE	\$43.65
				GENERAL FUND	\$104.76
				MONTEREY CO SO	\$212.79
06-60	SS061789A	\$246.34	6/20/2007		
				CDAA	\$2.46
				DA OFFICE	\$24.63
				GENERAL FUND	\$59.12
				MONTEREY CO SO	\$160.13
06-62	SS061889A	\$144.20	6/20/2007		
				CDAA	\$1.44
				DA OFFICE	\$14.42
				GENERAL FUND	\$34.61
				MONTEREY CO SO	\$93.73
06-63	SS061939A	\$251.20	1/23/2007		
				CDAA	\$2.51
				DA OFFICE	\$25.12
				GENERAL FUND	\$60.29
				MONTEREY CO SO	\$163.28
06-64	06-2808	\$845.20	6/20/2007		
				CDAA	\$8.45
				DA OFFICE	\$84.52



State of California
ASSET FORFEITURE REPORT - 2007

Table 3

Admin Number	Docket Number	Amount Forfeited	Date Disbursed	Recipient	Amount Disbursed
				GENERAL FUND	\$202.85
				MONTEREY CO SO	\$549.38
06-65	SS061998A	\$769.34	1/23/2007		
				CDAA	\$7.69
				CHP-MONTEREY	\$125.03
				DA OFFICE	\$76.93
				GENERAL FUND	\$184.64
				MONTEREY CO SO	\$375.05
06-66	SS061492C	\$2,292.34	1/23/2007		
				CDAA	\$22.92
				DA OFFICE	\$229.23
				GENERAL FUND	\$550.16
				SALINAS PD	\$1,490.03
06-67	06-0711008	\$481.48	9/26/2007		
				CDAA	\$4.81
				DA OFFICE	\$48.15
				GENERAL FUND	\$115.56
				SEASIDE PD	\$312.96
06-69	SS062152A	\$1,066.42	1/23/2007		
				CDAA	\$10.66
				DA OFFICE	\$106.64
				GENERAL FUND	\$255.94
				MONTEREY CO SO	\$693.18
06-70	SS062092B	\$883.34	6/20/2007		
				CDAA	\$8.83
				DA OFFICE	\$88.33
				GENERAL FUND	\$212.00
				MONTEREY CO SO	\$574.18
06-71	SS062223A	\$606.20	1/31/2007		
				CDAA	\$6.06
				DA OFFICE	\$60.62
				GENERAL FUND	\$145.49
				SALINAS PD	\$394.03
06-75	SS061824A	\$723.34	1/23/2007		
				CDAA	\$7.23
				DA OFFICE	\$72.33
				GENERAL FUND	\$173.60
				MONTEREY CO SO	\$470.18
06-76	SS061824A	\$506.20	1/23/2007		
				CDAA	\$5.06
				DA OFFICE	\$50.62
				GENERAL FUND	\$121.49
				MONTEREY CO SO	\$329.03
06-78	SS062581A	\$535.50	6/20/2007		
				CDAA	\$5.36
				DA OFFICE	\$53.55
				GENERAL FUND	\$128.52



State of California
ASSET FORFEITURE REPORT - 2007

Table 3

Admin Number	Docket Number	Amount Forfeited	Date Disbursed	Recipient	Amount Disbursed
				MONTEREY CO SO	\$348.07
06-79	SS062485A	\$631.50	1/31/2007		
				CDAA	\$6.32
				DA OFFICE	\$63.15
				GENERAL FUND	\$151.56
				SALINAS PD	\$410.47
06-80	SS062554A	\$363.50	1/31/2007		
				CDAA	\$3.64
				DA OFFICE	\$36.35
				GENERAL FUND	\$87.24
				SALINAS PD	\$236.27
06-81	SS062661A	\$4,269.51	3/7/2007		
				CDAA	\$42.70
				DA OFFICE	\$426.95
				GENERAL FUND	\$1,024.68
				SEASIDE PD	\$2,775.18
06-82	SS062744A	\$1,559.51	6/20/2007		
				CDAA	\$15.60
				DA OFFICE	\$155.95
				GENERAL FUND	\$374.28
				MONTEREY CO SO	\$1,013.68
06-83	SS062906A	\$1,776.51	7/26/2007		
				CDAA	\$17.77
				DA OFFICE	\$177.65
				GENERAL FUND	\$426.36
				MONTEREY CO SO	\$1,154.73
06-84	SS062715A	\$377.64	6/20/2007		
				CDAA	\$3.78
				DA OFFICE	\$37.76
				GENERAL FUND	\$90.63
				MONTEREY CO SO	\$245.47
06-85	SS062916A	\$574.64	6/20/2007		
				CDAA	\$5.75
				DA OFFICE	\$57.46
				GENERAL FUND	\$137.91
				MONTEREY CO SO	\$373.52
06-86	SS062915A	\$197.64	6/20/2007		
				CDAA	\$1.98
				DA OFFICE	\$19.76
				GENERAL FUND	\$47.43
				MONTEREY CO SO	\$128.47
06-87	SS062741A	\$360.64	6/20/2007		
				CDAA	\$3.61
				DA OFFICE	\$36.06
				GENERAL FUND	\$86.55
				MONTEREY CO SO	\$234.42



State of California
ASSET FORFEITURE REPORT - 2007

Table 3

Admin Number	Docket Number	Amount Forfeited	Date Disbursed	Recipient	Amount Disbursed
06-88	SS063025A	\$420.64	6/20/2007	CDA	\$4.21
				DA OFFICE	\$42.06
				GENERAL FUND	\$100.95
				MONTEREY CO SO	\$273.42
06-89	SS062937A	\$849.24	5/9/2007	CDA	\$8.49
				DA OFFICE	\$84.92
				GENERAL FUND	\$203.82
				SEASIDE PD	\$552.01
06-92	SS062647A	\$808.50	5/9/2007	CDA	\$8.09
				DA OFFICE	\$80.85
				GENERAL FUND	\$194.04
				SALINAS PD	\$525.52
06-93	SS062739A	\$389.84	5/9/2007	CDA	\$3.90
				DA OFFICE	\$38.98
				GENERAL FUND	\$93.56
				SALINAS PD	\$253.40
06-94	SS062831A	\$558.64	12/6/2007	CDA	\$5.59
				DA OFFICE	\$55.86
				GENERAL FUND	\$134.07
				SALINAS PD	\$363.12
06-95	SS063114A	\$736.64	6/20/2007	CDA	\$7.37
				DA OFFICE	\$73.66
				GENERAL FUND	\$176.79
				MONTEREY CO SO	\$478.82
06-96	SS062885A	\$488.64	6/20/2007	CDA	\$4.89
				DA OFFICE	\$48.86
				GENERAL FUND	\$117.27
				MONTEREY CO SO	\$317.62
06-97	SS062765A	\$2,154.76	9/12/2007	CDA	\$21.55
				DA OFFICE	\$215.48
				GENERAL FUND	\$517.14
				SEASIDE PD	\$1,400.59
06-99	SS063147A	\$540.64	6/20/2007	CDA	\$5.41
				DA OFFICE	\$54.06
				GENERAL FUND	\$129.75
				MONTEREY CO SO	\$351.42
07-01	SS070843A	\$1,860.95	6/20/2007	CDA	\$18.61



State of California
ASSET FORFEITURE REPORT - 2007

Table 3

Admin Number	Docket Number	Amount Forfeited	Date Disbursed	Recipient	Amount Disbursed
				DA OFFICE	\$186.10
				GENERAL FUND	\$446.63
				MONTEREY CO SO	\$1,209.61
07-02	SS070707A	\$819.95	6/20/2007		
				CDAA	\$8.20
				DA OFFICE	\$82.00
				GENERAL FUND	\$196.79
				MONTEREY CO SO	\$532.96
07-04	SS070762A	\$563.35	8/22/2007		
				CDAA	\$5.63
				DA OFFICE	\$56.34
				GENERAL FUND	\$135.20
				MONTEREY CO SO	\$366.18
07-05	SS070747A	\$713.35	8/22/2007		
				CDAA	\$7.13
				DA OFFICE	\$71.34
				GENERAL FUND	\$171.20
				MONTEREY CO SO	\$463.68
07-06	SS070784A	\$1,149.35	8/22/2007		
				CDAA	\$11.49
				DA OFFICE	\$114.94
				GENERAL FUND	\$275.84
				MONTEREY CO SO	\$747.08
07-07	SS070781A	\$236.35	8/22/2007		
				CDAA	\$2.36
				DA OFFICE	\$23.64
				GENERAL FUND	\$56.72
				MONTEREY CO SO	\$153.63
07-08	00831-07	\$517.35	8/22/2007		
				CDAA	\$5.17
				DA OFFICE	\$51.74
				GENERAL FUND	\$124.16
				MONTEREY CO SO	\$336.28
07-09	SS070859A	\$10,350.35	8/22/2007		
				CDAA	\$103.50
				DA OFFICE	\$1,035.04
				GENERAL FUND	\$2,484.08
				MONTEREY CO SO	\$6,727.73
07-10	SS070031A	\$754.52	9/12/2007		
				CDAA	\$7.55
				DA OFFICE	\$75.45
				GENERAL FUND	\$181.08
				SOLEDAD PD	\$490.44
07-12	SS070811A	\$660.35	9/12/2007		
				CDAA	\$6.60
				DA OFFICE	\$66.04
				GENERAL FUND	\$158.48



State of California
ASSET FORFEITURE REPORT - 2007

Table 3

Admin Number	Docket Number	Amount Forfeited	Date Disbursed	Recipient	Amount Disbursed
				SEASIDE PD	\$429.23
07-13	SS070744A	\$445.78	8/22/2007		
				CDAA	\$4.46
				CHP-MONTEREY	\$72.43
				DA OFFICE	\$44.58
				GENERAL FUND	\$106.99
				MONTEREY CO SO	\$217.32
07-14	01233-07	\$448.35	8/22/2007		
				CDAA	\$4.48
				DA OFFICE	\$44.84
				GENERAL FUND	\$107.60
				MONTEREY CO SO	\$291.43
07-15	SS071011A	\$137.57	12/6/2007		
				CDAA	\$1.38
				DA OFFICE	\$13.76
				GENERAL FUND	\$33.02
				MONTEREY CO SO	\$89.41
07-15B	01431-07	\$3,806.57	12/6/2007		
				CDAA	\$38.07
				DA OFFICE	\$380.66
				GENERAL FUND	\$913.58
				MONTEREY CO SO	\$2,474.26
07-17	01567-07	\$768.57	10/9/2007		
				CDAA	\$7.69
				DA OFFICE	\$76.86
				GENERAL FUND	\$184.46
				MONTEREY CO SO	\$499.56
07-18	20061214013	\$360.57	9/26/2007		
				CDAA	\$3.61
				DA OFFICE	\$36.06
				GENERAL FUND	\$86.54
				SEASIDE PD	\$234.36
07-19	SS060437A	\$702.57	9/26/2007		
				CDAA	\$7.03
				DA OFFICE	\$70.26
				GENERAL FUND	\$168.62
				SEASIDE PD	\$456.66
07-22	SS071134A	\$1,548.57	10/9/2007		
				CDAA	\$15.49
				DA OFFICE	\$154.86
				GENERAL FUND	\$371.66
				MONTEREY CO SO	\$1,006.56
07-25	SS071046A	\$998.57	12/6/2007		
				CDAA	\$9.99
				DA OFFICE	\$99.86
				GENERAL FUND	\$239.66
				SALINAS PD	\$649.06



State of California
ASSET FORFEITURE REPORT - 2007

Table 3

Admin Number	Docket Number	Amount Forfeited	Date Disbursed	Recipient	Amount Disbursed
07-26	SS071155A	\$869.57	12/6/2007	CDAA	\$8.70
				DA OFFICE	\$86.96
				GENERAL FUND	\$208.70
				SALINAS PD	\$565.21
07-28	SS071067A	\$4,379.57	9/26/2007	CDAA	\$43.80
				DA OFFICE	\$437.96
				GENERAL FUND	\$1,051.10
				SEASIDE PD	\$2,846.71
07-29	SS062869A	\$486.57	9/26/2007	CDAA	\$4.87
				DA OFFICE	\$48.66
				GENERAL FUND	\$116.78
				SEASIDE PD	\$316.26
07-31	SS071320A	\$685.57	10/9/2007	CDAA	\$6.86
				CHP-MONTEREY	\$111.39
				DA OFFICE	\$68.56
				GENERAL FUND	\$164.54
07-32	SS071189A	\$2,557.57	9/26/2007	MONTEREY CO SO	\$334.22
				CDAA	\$25.58
				DA OFFICE	\$255.76
				GENERAL FUND	\$613.82
07-33	SS071329A	\$1,812.57	10/9/2007	SEASIDE PD	\$1,662.41
				CDAA	\$18.13
				DA OFFICE	\$181.26
				GENERAL FUND	\$435.02
07-34	SS070078A	\$162.57	10/9/2007	MONTEREY CO SO	\$1,178.16
				CDAA	\$1.63
				DA OFFICE	\$16.26
				GENERAL FUND	\$39.02
07-36	SS070748A	\$1,164.71	9/26/2007	MONTEREY CO SO	\$105.66
				CDAA	\$11.65
				DA OFFICE	\$116.47
				GENERAL FUND	\$279.53
07-37	SS071386A	\$744.57	10/9/2007	SEASIDE PD	\$757.06
				CDAA	\$7.45
				DA OFFICE	\$74.46
				GENERAL FUND	\$178.70
				MONTEREY CO SO	\$483.96



State of California
ASSET FORFEITURE REPORT - 2007

Table 3

Admin Number	Docket Number	Amount Forfeited	Date Disbursed	Recipient	Amount Disbursed
07-38	SS070087A	\$319.57	12/6/2007	CDA DA OFFICE GENERAL FUND SOLEDAD PD	\$3.20 \$31.96 \$76.70 \$207.71
07-45	02422-07	\$18,188.10	10/9/2007	CDA DA OFFICE GENERAL FUND MONTEREY CO SO	\$181.88 \$1,818.81 \$4,365.14 \$11,822.27
MONTEREY					\$151,464.37



State of California
ASSET FORFEITURE REPORT - 2007

Table 3

Admin Number	Docket Number	Amount Forfeited	Date Disbursed	Recipient	Amount Disbursed
NAPA					
2F-500		\$650.66	8/16/2007		
				CDAA	\$6.51
				GENERAL FUND	\$156.16
				NAPA CO DA	\$65.07
				NAPA SPECIAL INVEST BUR	\$422.92
506		\$2,049.16	8/8/2007		
				CDAA	\$19.94
				GENERAL FUND	\$478.60
				NAPA SPECIAL INVEST BUR	\$1,296.20
				SOLANO CO DA	\$254.42
508		\$387.96	8/16/2007		
				CDAA	\$3.88
				GENERAL FUND	\$93.11
				NAPA CO DA	\$38.80
				NAPA SPECIAL INVEST BUR	\$252.17
511		\$2,531.62	8/16/2007		
				CDAA	\$25.32
				GENERAL FUND	\$607.59
				NAPA CO DA	\$253.16
				NAPA SPECIAL INVEST BUR	\$1,645.55
513		\$913.48	8/16/2007		
				CDAA	\$9.13
				GENERAL FUND	\$219.24
				NAPA CO DA	\$91.35
				NAPA SPECIAL INVEST BUR	\$593.76
515		\$818.91	8/23/2007		
				CDAA	\$8.19
				GENERAL FUND	\$196.54
				NAPA CO DA	\$81.89
				NAPA SPECIAL INVEST BUR	\$532.29
516		\$1,526.98	4/9/2007		
				CDAA	\$14.71
				GENERAL FUND	\$353.28
				NAPA SPECIAL INVEST BUR	\$956.79
				SOLANO CO DA	\$202.20
519		\$717.35	8/16/2007		
				CDAA	\$7.17
				GENERAL FUND	\$172.16
				NAPA CO DA	\$71.74
				NAPA SPECIAL INVEST BUR	\$466.28
521		\$1,083.55	8/16/2007		
				CDAA	\$10.84
				GENERAL FUND	\$260.05
				NAPA CO DA	\$108.36
				NAPA SPECIAL INVEST BUR	\$704.30



State of California
ASSET FORFEITURE REPORT - 2007

Table 3

Admin Number	Docket Number	Amount Forfeited	Date Disbursed	Recipient	Amount Disbursed
F-460		\$812.73	5/11/2007	CDAA	\$8.13
				GENERAL FUND	\$195.06
				NAPA CO DA	\$81.27
				NAPA SPECIAL INVEST BUR	\$528.27
F-474		\$421.31	1/4/2007	CDAA	\$4.22
				GENERAL FUND	\$101.11
				NAPA CO DA	\$42.13
				NAPA SPECIAL INVEST BUR	\$273.85
F-477		\$1,786.47	5/11/2007	CDAA	\$17.86
				GENERAL FUND	\$428.75
				NAPA CO DA	\$178.65
				NAPA SPECIAL INVEST BUR	\$1,161.21
F-478		\$154.78	1/3/2007	CDAA	\$1.54
				GENERAL FUND	\$37.15
				NAPA CO DA	\$15.48
				NAPA SPECIAL INVEST BUR	\$100.61
F-479		\$1,821.61	1/9/2007	CDAA	\$18.21
				GENERAL FUND	\$437.19
				NAPA CO DA	\$182.16
				NAPA SPECIAL INVEST BUR	\$1,184.05
F-480		\$3,046.59	1/3/2007	CDAA	\$30.47
				GENERAL FUND	\$731.18
				NAPA CO DA	\$304.66
				NAPA SPECIAL INVEST BUR	\$1,980.28
F-481		\$530.35	1/3/2007	CDAA	\$5.30
				GENERAL FUND	\$127.25
				NAPA CO DA	\$53.04
				NAPA SPECIAL INVEST BUR	\$344.76
F-482		\$885.92	1/3/2007	CDAA	\$8.86
				GENERAL FUND	\$212.62
				NAPA CO DA	\$88.59
				NAPA SPECIAL INVEST BUR	\$575.85
F-483		\$1,327.57	1/3/2007	CDAA	\$13.27
				GENERAL FUND	\$318.62
				NAPA CO DA	\$132.76
				NAPA SPECIAL INVEST BUR	\$862.92
F-484		\$4,000.64	1/3/2007	CDAA	\$40.02



State of California
ASSET FORFEITURE REPORT - 2007

Table 3

Admin Number	Docket Number	Amount Forfeited	Date Disbursed	Recipient	Amount Disbursed
				GENERAL FUND	\$960.15
				NAPA CO DA	\$400.06
				NAPA SPECIAL INVEST BUR	\$2,600.41
F-485		\$517.91	1/3/2007		
				CDAA	\$5.17
				GENERAL FUND	\$124.30
				NAPA CO DA	\$51.79
				NAPA SPECIAL INVEST BUR	\$336.65
F-486		\$466.97	1/3/2007		
				CDAA	\$4.67
				GENERAL FUND	\$112.07
				NAPA CO DA	\$46.70
				NAPA SPECIAL INVEST BUR	\$303.53
F-488		\$2,518.10	8/23/2007		
				CDAA	\$25.18
				GENERAL FUND	\$604.34
				NAPA CO DA	\$251.81
				NAPA SPECIAL INVEST BUR	\$1,636.77
F-490		\$1,770.94	5/11/2007		
				CDAA	\$17.71
				GENERAL FUND	\$425.03
				NAPA CO DA	\$177.09
				NAPA SPECIAL INVEST BUR	\$1,151.11
F-491		\$5,438.53	1/3/2007		
				CDAA	\$54.38
				GENERAL FUND	\$1,305.25
				NAPA CO DA	\$543.85
				NAPA SPECIAL INVEST BUR	\$3,535.05
F-492		\$196.93	1/3/2007		
				CDAA	\$1.98
				GENERAL FUND	\$47.26
				NAPA CO DA	\$19.69
				NAPA SPECIAL INVEST BUR	\$128.00
F-496		\$825.67	8/16/2007		
				CDAA	\$8.26
				GENERAL FUND	\$198.16
				NAPA CO DA	\$82.57
				NAPA SPECIAL INVEST BUR	\$536.68
F-499		\$378.01	3/9/2007		
				CDAA	\$3.78
				GENERAL FUND	\$90.72
				NAPA CO DA	\$37.80
				NAPA SPECIAL INVEST BUR	\$245.71
F-501		\$280.51	8/16/2007		
				CDAA	\$2.81
				GENERAL FUND	\$67.32
				NAPA CO DA	\$28.05



State of California
ASSET FORFEITURE REPORT - 2007

Table 3

Admin Number	Docket Number	Amount Forfeited	Date Disbursed	Recipient	Amount Disbursed
				NAPA SPECIAL INVEST BUR	\$182.33
F-503		\$918.45	6/14/2007	CDA A	\$9.18
				GENERAL FUND	\$220.43
				NAPA CO DA	\$91.85
				NAPA SPECIAL INVEST BUR	\$596.99
F-504		\$2,269.20	8/16/2007	CDA A	\$22.69
				GENERAL FUND	\$544.61
				NAPA CO DA	\$226.92
				NAPA SPECIAL INVEST BUR	\$1,474.98
NAPA					\$41,048.86



State of California
ASSET FORFEITURE REPORT - 2007

Table 3

Admin Number	Docket Number	Amount Forfeited	Date Disbursed	Recipient	Amount Disbursed
NEVADA					
203539	SF05-371	\$547.00	7/11/2007	CDA DA OFFICE GENERAL FUND NEVADA CO SO	\$5.47 \$54.70 \$131.28 \$355.55
207780	F05-246	\$1,146.96	9/25/2007	CDA DA OFFICE GENERAL FUND NEVADA CO SO	\$11.47 \$114.70 \$275.27 \$745.52
209802	SF05-430	\$1,749.88	7/9/2007	CDA DA OFFICE GENERAL FUND NEVADA CO SO	\$17.50 \$174.99 \$419.97 \$1,137.42
212301	SF06-150A	\$234.88	10/23/2007	CDA DA OFFICE GENERAL FUND NEVADA CO SO	\$2.35 \$23.49 \$56.37 \$152.67
215302	SF06-437	\$3,415.55	11/7/2007	CDA DA OFFICE GENERAL FUND GRASS VALLEY PD	\$34.15 \$341.56 \$819.73 \$2,220.11
219058	SF07-245B	\$520.55	11/7/2007	CDA DA OFFICE GENERAL FUND NEVADA CO SO	\$5.20 \$52.06 \$124.93 \$338.36
219689	F07-324	\$3,736.55	11/7/2007	CDA DA OFFICE GENERAL FUND NEVADA CO SO	\$37.37 \$373.66 \$896.77 \$2,428.75
NEVADA					\$11,351.37



State of California
ASSET FORFEITURE REPORT - 2007

Table 3

Admin Number	Docket Number	Amount Forfeited	Date Disbursed	Recipient	Amount Disbursed
ORANGE					
03F04276	03F04276	\$3,473.70	5/31/2007	CDA	\$34.74
				DA OFFICE	\$347.37
				FULLERTON PD	\$2,257.90
				GENERAL FUND	\$833.69
04CC01161	04CC01161	\$25,533.13	8/9/2007	CDA	\$255.33
				DA OFFICE	\$2,553.31
				GENERAL FUND	\$6,127.95
				LA HABRA PD	\$16,596.54
04CC01228	04CC01228	\$23,816.35	4/9/2007	CDA	\$238.16
				DA OFFICE	\$2,381.64
				GENERAL FUND	\$5,715.92
				ORANGE CO RNSP	\$15,480.63
04CC01329	04CC01329	\$7,608.67	9/28/2007	CDA	\$76.09
				DA OFFICE	\$760.87
				GENERAL FUND	\$1,826.08
				HUNTINGTON BEACH PD	\$4,945.63
04CC01396	04CC01396	\$28,354.53	5/31/2007	CDA	\$283.55
				DA OFFICE	\$2,835.45
				GENERAL FUND	\$6,805.09
				WESTMINSTER PD	\$18,430.44
04CC01414	04CC01414	\$9,702.16	8/9/2007	CDA	\$97.02
				DA OFFICE	\$970.22
				GENERAL FUND	\$2,328.52
				PLACENTIA PD	\$6,306.40
04CC01685	04CC01685	\$76,004.74	3/30/2007	CDA	\$760.05
				DA OFFICE	\$7,600.47
				GENERAL FUND	\$18,241.14
				PLACENTIA PD	\$49,403.08
04F03912	04F03912	\$3,127.03	8/9/2007	BUENA PARK PD	\$471.74
				CDA	\$227.56
				DA OFFICE	\$292.88
				GENERAL FUND	\$702.90
				ORANGE CO SO	\$1,431.95
04F04307	04F04307	\$2,980.00	11/7/2007	CDA	\$29.80
				DA OFFICE	\$298.00
				FULLERTON PD	\$1,937.00
				GENERAL FUND	\$715.20



State of California
ASSET FORFEITURE REPORT - 2007

Table 3

Admin Number	Docket Number	Amount Forfeited	Date Disbursed	Recipient	Amount Disbursed
04F08167	04F08167	\$8,804.70	3/21/2007	CDAA	\$88.05
				DA OFFICE	\$880.47
				GENERAL FUND	\$2,113.13
				ORANGE CO SO	\$5,723.05
04F11581	04F11581	\$474.05	8/9/2007	CDAA	\$4.74
				DA OFFICE	\$47.41
				GENERAL FUND	\$113.77
				ORANGE CO SO	\$308.13
04F12523	04F12523	\$2,785.00	11/7/2007	CDAA	\$27.85
				DA OFFICE	\$278.50
				FULLERTON PD	\$1,810.25
				GENERAL FUND	\$668.40
05-21309	05-21309	\$1,007.43	11/2/2007	CDAA	\$10.07
				COSTA MESA PD	\$654.84
				DA OFFICE	\$100.74
				GENERAL FUND	\$241.78
05CC00717	05CC00717	\$7,518.03	11/2/2007	CDAA	\$75.18
				DA OFFICE	\$751.80
				GENERAL FUND	\$1,804.33
				HUNTINGTON BEACH PD	\$4,886.72
05CC00721	05CC00721	\$2,540.00	10/9/2007	BUENA PARK PD	\$1,647.50
				CDAA	\$25.50
				DA OFFICE	\$255.00
				GENERAL FUND	\$612.00
05CC00855	05CC00855	\$846.56	11/2/2007	ANAHEIM PD	\$550.26
				CDAA	\$8.47
				DA OFFICE	\$84.66
				GENERAL FUND	\$203.17
05CC00960	05CC00960	\$2,931.58	8/9/2007	CDAA	\$29.32
				DA OFFICE	\$293.16
				GENERAL FUND	\$703.58
				ORANGE CO SO	\$1,905.52
05CC00964	05CC00964	\$1,139.76	3/30/2007	CDAA	\$9.19
				DA OFFICE	\$91.92
				GENERAL FUND	\$441.20
				PLACENTIA PD	\$597.45
05CC01056	05CC01056	\$2,930.27	5/31/2007	CDAA	\$29.30



State of California
ASSET FORFEITURE REPORT - 2007

Table 3

Admin Number	Docket Number	Amount Forfeited	Date Disbursed	Recipient	Amount Disbursed
				DA OFFICE	\$293.00
				GENERAL FUND	\$703.27
				IRVINE PD	\$1,904.70
05CC01057	05CC01057	\$783.00	12/31/2007		
				CDAA	\$7.83
				CHP-CENTRAL DIV	\$508.95
				DA OFFICE	\$78.30
				GENERAL FUND	\$187.92
05CC01065	05CC01065	\$1,690.00	11/7/2007		
				CDAA	\$16.90
				DA OFFICE	\$169.00
				FULLERTON PD	\$1,098.50
				GENERAL FUND	\$405.60
05CC01089	05CC01089	\$23,171.00	5/7/2007		
				CDAA	\$231.71
				DA OFFICE	\$2,317.10
				FULLERTON PD	\$15,061.15
				GENERAL FUND	\$5,561.04
05CC01095	05CC01095	\$807.54	8/9/2007		
				BUENA PARK PD	\$524.90
				CDAA	\$8.08
				DA OFFICE	\$80.75
				GENERAL FUND	\$193.81
05CC01158	05CC01158	\$1,433.90	3/30/2007		
				CDAA	\$14.34
				DA OFFICE	\$143.39
				GENERAL FUND	\$344.14
				SANTA ANA PD	\$932.03
05CC01160	05CC01160	\$814.34	8/9/2007		
				CDAA	\$8.14
				DA OFFICE	\$81.43
				GARDEN GROVE PD	\$529.33
				GENERAL FUND	\$195.44
05CC01185	05CC01185	\$3,605.12	10/31/2007		
				CDAA	\$36.05
				DA OFFICE	\$360.51
				GENERAL FUND	\$865.23
				NEWPORT BEACH PD	\$2,343.33
05CC01186	05CC01186	\$168,354.34	10/31/2007		
				CDAA	\$1,682.53
				DA OFFICE	\$16,826.33
				GENERAL FUND	\$40,380.80
				ORANGE CO SO	\$109,464.68
05CC01189	05CC01189	\$281,853.93	3/30/2007		
				CDAA	\$2,818.54
				DA OFFICE	\$28,185.39
				GENERAL FUND	\$67,644.94



State of California
ASSET FORFEITURE REPORT - 2007

Table 3

Admin Number	Docket Number	Amount Forfeited	Date Disbursed	Recipient	Amount Disbursed
				ORANGE CO SO	\$183,205.06
05CC01192	05CC01192	\$3,199.33	3/30/2007		
				CDAA	\$31.99
				DA OFFICE	\$319.93
				GENERAL FUND	\$767.84
				SANTA ANA PD	\$2,079.57
05CC01271	05CC01271	\$766.93	11/7/2007		
				BUENA PARK PD	\$498.51
				CDAA	\$7.67
				DA OFFICE	\$76.69
				GENERAL FUND	\$184.06
05CC01315	05CC01315	\$5,247.63	8/9/2007		
				CDAA	\$52.48
				DA OFFICE	\$524.76
				GENERAL FUND	\$1,259.43
				ORANGE CO SO	\$3,410.96
05CC01342	05CC01342	\$51,356.17	9/30/2007		
				CDAA	\$513.56
				DA OFFICE	\$5,135.62
				GENERAL FUND	\$12,325.48
				LA IMPACT	\$33,381.51
05CC01361	05CC01361	\$1,555.00	11/7/2007		
				CDAA	\$15.55
				DA OFFICE	\$155.50
				FULLERTON PD	\$1,010.75
				GENERAL FUND	\$373.20
05CC01385	05CC01385	\$6,993.15	8/9/2007		
				CDAA	\$69.93
				CHP-CENTRAL DIV	\$4,545.54
				DA OFFICE	\$699.32
				GENERAL FUND	\$1,678.36
05CC01413	05CC01413	\$17,696.97	8/16/2007		
				CDAA	\$170.57
				DA OFFICE	\$1,705.73
				GENERAL FUND	\$4,093.75
				ORANGE CO SO	\$11,726.92
05CC01424	05CC01424	\$4,708.70	3/30/2007		
				ANAHEIM PD	\$3,066.50
				CDAA	\$47.18
				DA OFFICE	\$471.77
				GENERAL FUND	\$1,123.25
05CC01492	05CC01492	\$2,206.02	10/31/2007		
				CDAA	\$22.06
				DA OFFICE	\$220.60
				GENERAL FUND	\$529.44
				SANTA ANA PD	\$1,433.92



State of California
ASSET FORFEITURE REPORT - 2007

Table 3

Admin Number	Docket Number	Amount Forfeited	Date Disbursed	Recipient	Amount Disbursed
05CC01507	05CC01507	\$724.24	5/31/2007	CDAA	\$7.24
				DA OFFICE	\$72.42
				GENERAL FUND	\$173.82
				SANTA ANA PD	\$470.76
05CC01545	05CC01545	\$13,494.11	10/11/2007	ANAHEIM PD	\$8,771.17
				CDAA	\$134.94
				DA OFFICE	\$1,349.41
				GENERAL FUND	\$3,238.59
05CC01562	05CC01562	\$1,935.31	8/9/2007	CDAA	\$19.35
				DA OFFICE	\$193.53
				GENERAL FUND	\$464.47
				ORANGE CO SO	\$1,257.96
05CC01579	05CC01579	\$6,356.00	3/30/2007	BUENA PARK PD	\$4,131.40
				CDAA	\$63.56
				DA OFFICE	\$635.60
				GENERAL FUND	\$1,525.44
05CC01584	05CC01584	\$530.00	10/11/2007	CDAA	\$5.30
				DA OFFICE	\$53.00
				FULLERTON PD	\$344.50
				GENERAL FUND	\$127.20
05CC01642	05CC01642	\$132,964.77	3/30/2007	CDAA	\$1,329.65
				CYPRESS PD	\$86,427.10
				DA OFFICE	\$13,296.48
				GENERAL FUND	\$31,911.54
05CC01643	05CC01643	\$64,659.45	11/2/2007	CDAA	\$646.59
				COSTA MESA PD	\$42,028.64
				DA OFFICE	\$6,465.95
				GENERAL FUND	\$15,518.27
05CC01651	05CC01651	\$12,055.15	8/9/2007	CDAA	\$120.55
				DA OFFICE	\$1,205.52
				GENERAL FUND	\$2,893.24
				PLACENTIA PD	\$7,835.84
05CC01669	05CC01669	\$783.90	10/11/2007	ANAHEIM PD	\$509.53
				CDAA	\$7.84
				DA OFFICE	\$78.39
				GENERAL FUND	\$188.14
05F01170	05F01170	\$728.99	8/9/2007	CDAA	\$7.29



State of California
ASSET FORFEITURE REPORT - 2007

Table 3

Admin Number	Docket Number	Amount Forfeited	Date Disbursed	Recipient	Amount Disbursed
				DA OFFICE	\$72.90
				GENERAL FUND	\$174.96
				WESTMINSTER PD	\$473.84
05F01891	05F01891	\$3,655.99	3/30/2007		
				BUENA PARK PD	\$2,376.39
				CDAA	\$36.56
				DA OFFICE	\$365.60
				GENERAL FUND	\$877.44
05F01893	05F01893	\$2,578.00	11/2/2007		
				CDAA	\$25.78
				COSTA MESA PD	\$1,675.70
				DA OFFICE	\$257.80
				GENERAL FUND	\$618.72
05F01894	05F01894	\$620.04	12/31/2007		
				BNE	\$298.54
				CDAA	\$9.18
				DA OFFICE	\$91.86
				GENERAL FUND	\$220.46
05F01899	05F01899	\$2,771.15	12/31/2007		
				BNE	\$1,801.24
				CDAA	\$27.71
				DA OFFICE	\$277.12
				GENERAL FUND	\$665.08
05F02635	05F02635	\$1,618.55	8/9/2007		
				CDAA	\$16.19
				DA OFFICE	\$161.86
				GENERAL FUND	\$388.45
				WESTMINSTER PD	\$1,052.05
05F02656	05F02656	\$3,927.04	12/4/2007		
				CDAA	\$39.27
				DA OFFICE	\$392.70
				GENERAL FUND	\$942.49
				ORANGE CO SO	\$2,552.58
05F02936	05F02936	\$5,206.03	8/9/2007		
				CDAA	\$52.05
				DA OFFICE	\$520.59
				GENERAL FUND	\$1,249.44
				ORANGE CO RNSP	\$3,383.95
05F03497	05F03497	\$800.00	5/31/2007		
				CDAA	\$8.00
				DA OFFICE	\$80.00
				FULLERTON PD	\$520.00
				GENERAL FUND	\$192.00
05F03753	05F03753	\$3,813.00	5/31/2007		
				CDAA	\$38.13
				DA OFFICE	\$381.30
				FULLERTON PD	\$2,478.45



State of California
ASSET FORFEITURE REPORT - 2007

Table 3

Admin Number	Docket Number	Amount Forfeited	Date Disbursed	Recipient	Amount Disbursed
				GENERAL FUND	\$915.12
05F04168B	05F04168B	\$1,174.38	8/9/2007		
				CDAA	\$11.74
				DA OFFICE	\$117.44
				GENERAL FUND	\$281.85
				ORANGE CO SO	\$763.35
05F04854	05F04854	\$688.00	5/31/2007		
				CDAA	\$6.88
				DA OFFICE	\$68.80
				FULLERTON PD	\$447.20
				GENERAL FUND	\$165.12
05F04908	05F04908	\$491.00	5/31/2007		
				CDAA	\$4.91
				DA OFFICE	\$49.10
				FULLERTON PD	\$319.15
				GENERAL FUND	\$117.84
05F06315B	05F06315B	\$1,353.00	11/7/2007		
				CDAA	\$13.53
				DA OFFICE	\$135.30
				FULLERTON PD	\$879.45
				GENERAL FUND	\$324.72
05F06483	05F06483	\$9,074.28	11/7/2007		
				CDAA	\$90.74
				DA OFFICE	\$907.43
				FULLERTON PD	\$5,898.28
				GENERAL FUND	\$2,177.83
05F09415	05F09415	\$835.50	5/31/2007		
				CDAA	\$8.80
				DA OFFICE	\$88.00
				FULLERTON PD	\$539.50
				GENERAL FUND	\$199.20
05F09772	05F09772	\$519.00	11/7/2007		
				CDAA	\$5.19
				DA OFFICE	\$51.90
				FULLERTON PD	\$337.35
				GENERAL FUND	\$124.56
05F10069	05F10069	\$1,397.16	8/9/2007		
				CDAA	\$13.97
				DA OFFICE	\$139.72
				GENERAL FUND	\$335.32
				ORANGE CO SO	\$908.15
05F10379	05F10379	\$1,095.79	10/31/2007		
				CDAA	\$10.96
				DA OFFICE	\$109.58
				GENERAL FUND	\$262.99
				SANTA ANA PD	\$712.26



State of California
ASSET FORFEITURE REPORT - 2007

Table 3

Admin Number	Docket Number	Amount Forfeited	Date Disbursed	Recipient	Amount Disbursed
05F11295	05F11295	\$4,444.40	11/7/2007	CDA	\$44.45
				DA OFFICE	\$444.50
				FULLERTON PD	\$2,889.25
				GENERAL FUND	\$1,066.20
05F11538	05F11538	\$1,464.00	5/31/2007	CDA	\$14.64
				DA OFFICE	\$146.40
				FULLERTON PD	\$951.60
				GENERAL FUND	\$351.36
05F11664	05F11664	\$2,035.50	8/9/2007	CDA	\$20.36
				DA OFFICE	\$203.55
				GENERAL FUND	\$488.52
				WESTMINSTER PD	\$1,323.07
05F11810	05F11810	\$2,499.77	3/30/2007	CDA	\$25.00
				DA OFFICE	\$249.98
				GENERAL FUND	\$599.94
				SANTA ANA PD	\$1,624.85
05F12595A	05F12595A	\$938.90	8/9/2007	CDA	\$9.39
				DA OFFICE	\$93.89
				GENERAL FUND	\$225.34
				SANTA ANA PD	\$610.28
05F12783	05F12783	\$1,451.00	11/7/2007	CDA	\$14.51
				DA OFFICE	\$145.10
				FULLERTON PD	\$943.15
				GENERAL FUND	\$348.24
05F13892	05F13892	\$770.00	12/31/2007	CDA	\$7.70
				DA OFFICE	\$77.00
				FULLERTON PD	\$500.50
				GENERAL FUND	\$184.80
05F14425	05F14425	\$758.15	11/2/2007	CDA	\$7.58
				DA OFFICE	\$75.82
				GENERAL FUND	\$181.96
				HUNTINGTON BEACH PD	\$492.79
05F14469	05F14469	\$1,481.34	12/4/2007	CDA	\$14.81
				DA OFFICE	\$148.13
				GENERAL FUND	\$355.52
				ORANGE CO SO	\$962.88
05F14732	05F14732	\$707.00	10/11/2007	CDA	\$7.07



State of California
ASSET FORFEITURE REPORT - 2007

Table 3

Admin Number	Docket Number	Amount Forfeited	Date Disbursed	Recipient	Amount Disbursed
				DA OFFICE	\$70.70
				GENERAL FUND	\$169.68
				TUSTIN PD	\$459.55
05F15313A	05F15313A	\$897.00	11/7/2007		
				CDAA	\$8.97
				DA OFFICE	\$89.70
				FULLERTON PD	\$583.05
				GENERAL FUND	\$215.28
05F15313C	05F15313C	\$605.62	5/31/2007		
				CDAA	\$6.06
				DA OFFICE	\$60.56
				FULLERTON PD	\$393.65
				GENERAL FUND	\$145.35
05F15635	05F15635	\$1,321.96	11/2/2007		
				CDAA	\$13.22
				DA OFFICE	\$132.20
				GENERAL FUND	\$317.27
				WESTMINSTER PD	\$859.27
05F15766A	05F15766A	\$1,480.96	8/9/2007		
				CDAA	\$14.81
				DA OFFICE	\$148.10
				GENERAL FUND	\$355.43
				SANTA ANA PD	\$962.62
05F15971	05F15971	\$1,095.79	10/31/2007		
				CDAA	\$10.96
				DA OFFICE	\$109.58
				GENERAL FUND	\$262.99
				SANTA ANA PD	\$712.26
05F16121	05F16121	\$821.12	11/2/2007		
				CDAA	\$8.21
				DA OFFICE	\$82.11
				GENERAL FUND	\$197.07
				IRVINE PD	\$533.73
05F16257	05F16257	\$9,111.96	8/9/2007		
				CDAA	\$91.12
				DA OFFICE	\$911.20
				GENERAL FUND	\$2,186.87
				ORANGE CO SO	\$5,922.77
05F16381	05F16381	\$731.12	12/4/2007		
				CDAA	\$7.31
				DA OFFICE	\$73.11
				GENERAL FUND	\$175.47
				ORANGE CO SO	\$475.23
05F17214	05F17214	\$698.31	10/31/2007		
				CDAA	\$6.98
				DA OFFICE	\$69.83
				GENERAL FUND	\$167.59



State of California
ASSET FORFEITURE REPORT - 2007

Table 3

Admin Number	Docket Number	Amount Forfeited	Date Disbursed	Recipient	Amount Disbursed
				SANTA ANA PD	\$453.91
06CC00622	06CC00622	\$31,597.03	3/30/2007		
				CDAA	\$315.97
				DA OFFICE	\$3,159.70
				GENERAL FUND	\$7,583.29
				WESTMINSTER PD	\$20,538.07
06CC00627	06CC00627	\$4,131.43	5/7/2007		
				CDAA	\$41.31
				DA OFFICE	\$413.14
				GENERAL FUND	\$991.54
				HUNTINGTON BEACH PD	\$2,685.44
06CC00630	06CC00630	\$64,181.10	5/7/2007		
				CDAA	\$641.81
				DA OFFICE	\$6,418.11
				GENERAL FUND	\$15,403.46
				PLACENTIA PD	\$41,717.72
06CC00663	06CC00663	\$1,122.73	5/31/2007		
				CDAA	\$11.23
				DA OFFICE	\$112.27
				GENERAL FUND	\$269.46
				IRVINE PD	\$729.77
06CC00682	06CC00682	\$413.31	8/9/2007		
				CDAA	\$4.13
				DA OFFICE	\$41.33
				GENERAL FUND	\$99.19
				ORANGE CO SO	\$268.66
06CC00699	06CC00699	\$312.90	3/30/2007		
				ANAHEIM PD	\$203.38
				CDAA	\$3.13
				DA OFFICE	\$31.29
				GENERAL FUND	\$75.10
06CC00757	06CC00757	\$1,342.94	8/9/2007		
				CDAA	\$13.43
				COSTA MESA PD	\$872.91
				DA OFFICE	\$134.29
				GENERAL FUND	\$322.31
06CC00773	06CC00773	\$1,295.36	12/31/2007		
				CDAA	\$12.95
				CHP-CENTRAL DIV	\$841.98
				DA OFFICE	\$129.54
				GENERAL FUND	\$310.89
06CC00780	06CC00780	\$17,882.77	3/30/2007		
				CDAA	\$178.83
				DA OFFICE	\$1,788.28
				GENERAL FUND	\$4,291.86
				ORANGE CO RNSP	\$11,623.80



State of California
ASSET FORFEITURE REPORT - 2007

Table 3

Admin Number	Docket Number	Amount Forfeited	Date Disbursed	Recipient	Amount Disbursed
06CC00796	06CC00796	\$34,191.41	3/30/2007	CDAA	\$341.91
				DA OFFICE	\$3,419.14
				GENERAL FUND	\$8,205.94
				ORANGE CO SO	\$22,224.42
06CC00797	06CC00797	\$37,095.81	10/9/2007	CDAA	\$370.96
				DA OFFICE	\$3,709.58
				GENERAL FUND	\$8,902.99
				ORANGE CO RNSP	\$24,112.28
06CC00798	06CC00798	\$31,401.06	3/30/2007	CDAA	\$314.01
				DA OFFICE	\$3,140.11
				GENERAL FUND	\$7,536.25
				ORANGE CO SO	\$20,410.69
06CC00822	06CC00822	\$1,984.65	10/9/2007	CDAA	\$19.85
				DA OFFICE	\$198.47
				GENERAL FUND	\$476.32
				SANTA ANA PD	\$1,290.01
06CC00835	06CC00835	\$585.03	3/30/2007	CDAA	\$5.85
				DA OFFICE	\$58.50
				GENERAL FUND	\$140.41
				SANTA ANA PD	\$380.27
06CC00882	06CC00882	\$2,368.80	8/9/2007	CDAA	\$23.69
				DA OFFICE	\$236.88
				GENERAL FUND	\$568.51
				ORANGE CO SO	\$1,539.72
06CC00996	06CC00996	\$1,447.64	10/31/2007	CDAA	\$14.48
				DA OFFICE	\$144.76
				GENERAL FUND	\$347.43
				ORANGE PD	\$940.97
06CC01019	06CC01019	\$4,011.77	5/31/2007	CDAA	\$40.12
				DA OFFICE	\$401.18
				GENERAL FUND	\$962.82
				NEWPORT BEACH PD	\$2,607.65
06CC01027	06CC01027	\$4,698.28	10/31/2007	CDAA	\$46.98
				DA OFFICE	\$469.83
				GENERAL FUND	\$1,127.59
				ORANGE PD	\$3,053.88
06CC01059	06CC01059	\$3,918.62	11/2/2007	CDAA	\$39.19



State of California
ASSET FORFEITURE REPORT - 2007

Table 3

Admin Number	Docket Number	Amount Forfeited	Date Disbursed	Recipient	Amount Disbursed
				DA OFFICE	\$391.86
				GENERAL FUND	\$940.47
				IRVINE PD	\$2,547.10
06CC01125	06CC01125	\$3,007.68	8/9/2007		
				BUENA PARK PD	\$1,954.99
				CDAA	\$30.08
				DA OFFICE	\$300.77
				GENERAL FUND	\$721.84
06CC01201	06CC01201	\$29,055.45	8/9/2007		
				CDAA	\$290.55
				DA OFFICE	\$2,905.55
				GENERAL FUND	\$6,973.31
				ORANGE CO SO	\$18,886.04
06CC01215	06CC01215	\$1,461.00	11/7/2007		
				CDAA	\$14.61
				DA OFFICE	\$146.10
				FULLERTON PD	\$949.65
				GENERAL FUND	\$350.64
06CC01224	06CC01224	\$238.65	12/31/2007		
				CDAA	\$2.39
				DA OFFICE	\$23.87
				GENERAL FUND	\$57.28
				SANTA ANA PD	\$155.11
06CC01266	06CC01266	\$1,931.10	12/31/2007		
				ANAHEIM PD	\$1,255.22
				CDAA	\$19.31
				DA OFFICE	\$193.11
				GENERAL FUND	\$463.46
06CC01405	06CC01405	\$800.11	11/2/2007		
				ANAHEIM PD	\$520.07
				CDAA	\$8.00
				DA OFFICE	\$80.01
				GENERAL FUND	\$192.03
06CC01433	06CC01433	\$35,067.05	5/7/2007		
				CDAA	\$350.67
				DA OFFICE	\$3,506.71
				GENERAL FUND	\$8,416.09
				PLACENTIA PD	\$22,793.58
06CC01434	06CC01434	\$27,356.90	5/31/2007		
				ANAHEIM PD	\$17,781.98
				CDAA	\$273.57
				DA OFFICE	\$2,735.69
				GENERAL FUND	\$6,565.66
06CC01450	06CC01450	\$743.26	11/2/2007		
				ANAHEIM PD	\$483.12
				CDAA	\$7.43
				DA OFFICE	\$74.33



State of California
ASSET FORFEITURE REPORT - 2007

Table 3

Admin Number	Docket Number	Amount Forfeited	Date Disbursed	Recipient	Amount Disbursed
				GENERAL FUND	\$178.38
06CC01451	06CC01451	\$2,318.71	12/31/2007		
				CDAA	\$23.19
				CYPRESS PD	\$1,507.16
				DA OFFICE	\$231.87
				GENERAL FUND	\$556.49
06CC01638	06CC01638	\$966.01	11/2/2007		
				ANAHEIM PD	\$638.41
				CDAA	\$9.36
				DA OFFICE	\$93.60
				GENERAL FUND	\$224.64
06F00323	06F00323	\$15,719.54	3/30/2007		
				CDAA	\$157.20
				DA OFFICE	\$1,571.95
				GARDEN GROVE PD	\$10,217.70
				GENERAL FUND	\$3,772.69
06F00430	06F00430	\$1,357.07	8/9/2007		
				CDAA	\$13.57
				DA OFFICE	\$135.71
				GENERAL FUND	\$325.70
				ORANGE CO SO	\$882.09
06F00552	06F00552	\$741.00	5/31/2007		
				CDAA	\$7.41
				DA OFFICE	\$74.10
				FULLERTON PD	\$481.65
				GENERAL FUND	\$177.84
06F00658	06F00658	\$13,819.51	11/2/2007		
				ANAHEIM PD	\$8,982.68
				CDAA	\$138.20
				DA OFFICE	\$1,381.95
				GENERAL FUND	\$3,316.68
06F00749	06F00749	\$1,403.60	8/9/2007		
				BUENA PARK PD	\$912.34
				CDAA	\$14.04
				DA OFFICE	\$140.36
				GENERAL FUND	\$336.86
06F01018	06F01018	\$713.85	11/2/2007		
				CDAA	\$7.14
				DA OFFICE	\$71.39
				GENERAL FUND	\$171.32
				LAGUNA BEACH PD	\$464.00
06F01091	06F01091	\$10,791.92	10/31/2007		
				CDAA	\$107.91
				DA OFFICE	\$1,079.19
				GENERAL FUND	\$2,590.06
				NEWPORT BEACH PD	\$7,014.76



State of California
ASSET FORFEITURE REPORT - 2007

Table 3

Admin Number	Docket Number	Amount Forfeited	Date Disbursed	Recipient	Amount Disbursed
06F01233	06F01233	\$1,756.85	11/2/2007	CDAA	\$17.57
				DA OFFICE	\$175.69
				GENERAL FUND	\$421.64
				IRVINE PD	\$1,141.95
06F01244	06F01244	\$934.26	8/16/2007	CDAA	\$9.34
				COSTA MESA PD	\$607.27
				DA OFFICE	\$93.43
				GENERAL FUND	\$224.22
06F01380	06F01380	\$3,254.17	8/9/2007	CDAA	\$32.54
				DA OFFICE	\$325.42
				GENERAL FUND	\$781.00
				ORANGE CO SO	\$2,115.21
06F01447	06F01447	\$603.03	12/4/2007	CDAA	\$6.03
				DA OFFICE	\$60.30
				GENERAL FUND	\$144.73
				ORANGE CO SO	\$391.97
06F01792	06F01792	\$5,304.60	3/30/2007	BUENA PARK PD	\$3,447.99
				CDAA	\$53.05
				DA OFFICE	\$530.46
				GENERAL FUND	\$1,273.10
06F01856	06F01856	\$848.00	10/11/2007	CDAA	\$8.48
				DA OFFICE	\$84.80
				GENERAL FUND	\$203.52
				TUSTIN PD	\$551.20
06F01857	06F01857	\$542.00	5/31/2007	CDAA	\$5.42
				DA OFFICE	\$54.20
				FULLERTON PD	\$352.30
				GENERAL FUND	\$130.08
06F01871	06F01871	\$1,874.00	10/11/2007	CDAA	\$18.74
				DA OFFICE	\$187.40
				GENERAL FUND	\$449.76
				TUSTIN PD	\$1,218.10
06F01887	06F01887	\$458.40	10/11/2007	CDAA	\$4.58
				DA OFFICE	\$45.84
				GENERAL FUND	\$110.02
				TUSTIN PD	\$297.96
06F02140	06F02140	\$488.51	8/9/2007	ANAHEIM PD	\$317.53



State of California
ASSET FORFEITURE REPORT - 2007

Table 3

Admin Number	Docket Number	Amount Forfeited	Date Disbursed	Recipient	Amount Disbursed
				CDAA	\$4.89
				DA OFFICE	\$48.85
				GENERAL FUND	\$117.24
06F02183	06F02183	\$830.36	8/9/2007	CDAA	\$8.30
				DA OFFICE	\$83.04
				GENERAL FUND	\$199.29
				PLACENTIA PD	\$539.73
06F02351	06F02351	\$1,598.15	8/9/2007	CDAA	\$15.98
				DA OFFICE	\$159.82
				GARDEN GROVE PD	\$1,038.79
				GENERAL FUND	\$383.56
06F02505	06F02505	\$1,156.52	11/2/2007	CDAA	\$11.57
				DA OFFICE	\$115.65
				GENERAL FUND	\$277.56
				HUNTINGTON BEACH PD	\$751.74
06F02531	06F02531	\$10,257.96	8/9/2007	ANAHEIM PD	\$6,667.67
				CDAA	\$102.58
				DA OFFICE	\$1,025.80
				GENERAL FUND	\$2,461.91
06F02684	06F02684	\$8,842.53	10/31/2007	CDAA	\$88.43
				DA OFFICE	\$884.25
				GENERAL FUND	\$2,122.21
				NEWPORT BEACH PD	\$5,747.64
06F02701	06F02701	\$17,418.68	11/2/2007	CDAA	\$174.19
				DA OFFICE	\$1,741.87
				GENERAL FUND	\$4,180.48
				WESTMINSTER PD	\$11,322.14
06F02853	06F02853	\$580.28	3/30/2007	CDAA	\$5.80
				DA OFFICE	\$58.03
				GENERAL FUND	\$139.27
				IRVINE PD	\$377.18
06F02947	06F02947	\$753.26	12/4/2007	CDAA	\$7.53
				DA OFFICE	\$75.33
				GENERAL FUND	\$180.78
				ORANGE CO SO	\$489.62
06F03004	06F03004	\$14,283.42	5/31/2007	CDAA	\$142.83
				DA OFFICE	\$1,428.34
				FULLERTON PD	\$9,284.23



State of California
ASSET FORFEITURE REPORT - 2007

Table 3

Admin Number	Docket Number	Amount Forfeited	Date Disbursed	Recipient	Amount Disbursed
				GENERAL FUND	\$3,428.02
06F03145	06F03145	\$25,085.98	11/7/2007	BUENA PARK PD	\$16,305.88
				CDAA	\$250.86
				DA OFFICE	\$2,508.60
				GENERAL FUND	\$6,020.64
06F03224	06F03224	\$9,402.28	9/27/2007	ANAHEIM PD	\$6,111.48
				CDAA	\$94.02
				DA OFFICE	\$940.23
				GENERAL FUND	\$2,256.55
06F03566	06F03566	\$1,191.40	10/11/2007	CDAA	\$11.91
				DA OFFICE	\$119.14
				GENERAL FUND	\$285.94
				TUSTIN PD	\$774.41
06F03651	06F03651	\$478.34	3/30/2007	CDAA	\$4.78
				DA OFFICE	\$47.83
				GENERAL FUND	\$114.80
				SANTA ANA PD	\$310.93
06F03663	06F03663	\$545.00	10/11/2007	CDAA	\$5.45
				DA OFFICE	\$54.50
				GENERAL FUND	\$130.80
				TUSTIN PD	\$354.25
06F03739	06F03739	\$700.05	3/30/2007	CDAA	\$7.00
				DA OFFICE	\$70.01
				GENERAL FUND	\$168.01
				SANTA ANA PD	\$455.03
06F04066	06F04066	\$1,287.74	8/9/2007	CDAA	\$12.88
				DA OFFICE	\$128.77
				GENERAL FUND	\$309.06
				ORANGE CO SO	\$837.03
06F04156	06F04156	\$1,422.98	12/4/2007	CDAA	\$14.22
				DA OFFICE	\$142.20
				GENERAL FUND	\$342.28
				ORANGE CO SO	\$924.28
06F04161	06F04161	\$5,282.27	12/4/2007	CDAA	\$52.82
				DA OFFICE	\$528.23
				GENERAL FUND	\$1,267.74
				ORANGE CO SO	\$3,433.48



State of California
ASSET FORFEITURE REPORT - 2007

Table 3

Admin Number	Docket Number	Amount Forfeited	Date Disbursed	Recipient	Amount Disbursed
06F04525A	06F04525A	\$572.33	9/27/2007	CDA	\$5.72
				DA OFFICE	\$57.23
				GENERAL FUND	\$137.36
				HUNTINGTON BEACH PD	\$372.02
06F04597	06F04597	\$2,031.49	12/4/2007	CDA	\$20.31
				DA OFFICE	\$203.15
				GENERAL FUND	\$487.56
				ORANGE CO SO	\$1,320.47
06F04741	06F04741	\$2,772.33	12/4/2007	CDA	\$27.72
				DA OFFICE	\$277.23
				GENERAL FUND	\$665.36
				ORANGE CO SO	\$1,802.02
06F04847	06F04847	\$6,790.58	8/9/2007	BUENA PARK PD	\$4,413.87
				CDA	\$67.91
				DA OFFICE	\$679.06
				GENERAL FUND	\$1,629.74
06F04851	06F04851	\$2,165.40	3/30/2007	ANAHEIM PD	\$1,407.51
				CDA	\$21.65
				DA OFFICE	\$216.54
				GENERAL FUND	\$519.70
06F04857	06F04857	\$662.70	8/9/2007	BUENA PARK PD	\$430.75
				CDA	\$6.63
				DA OFFICE	\$66.27
				GENERAL FUND	\$159.05
06F05279	06F05279	\$1,391.96	11/7/2007	CDA	\$13.92
				DA OFFICE	\$139.20
				FULLERTON PD	\$904.77
				GENERAL FUND	\$334.07
06F05373	06F05373	\$2,208.01	5/31/2007	CDA	\$22.08
				DA OFFICE	\$220.80
				FULLERTON PD	\$1,435.21
				GENERAL FUND	\$529.92
06F05406	06F05406	\$2,547.45	8/9/2007	BUENA PARK PD	\$1,655.84
				CDA	\$25.47
				DA OFFICE	\$254.75
				GENERAL FUND	\$611.39
06F05509B	06F05509B	\$822.62	10/9/2007	CDA	\$8.22



State of California
ASSET FORFEITURE REPORT - 2007

Table 3

Admin Number	Docket Number	Amount Forfeited	Date Disbursed	Recipient	Amount Disbursed
				DA OFFICE	\$82.19
				GENERAL FUND	\$197.96
				SANTA ANA PD	\$534.25
06F05529	06F05529	\$469.36	3/30/2007		
				CDAA	\$4.69
				DA OFFICE	\$46.94
				GENERAL FUND	\$112.65
				SANTA ANA PD	\$305.08
06F05615	06F05615	\$668.65	3/30/2007		
				CDAA	\$6.69
				DA OFFICE	\$66.87
				GENERAL FUND	\$160.48
				SANTA ANA PD	\$434.61
06F05651	06F05651	\$482.59	3/30/2007		
				CDAA	\$4.83
				DA OFFICE	\$48.26
				GENERAL FUND	\$115.82
				SANTA ANA PD	\$313.68
06F05853	06F05853	\$1,022.26	3/30/2007		
				CDAA	\$10.22
				DA OFFICE	\$102.23
				GARDEN GROVE PD	\$664.47
				GENERAL FUND	\$245.34
06F06192	06F06192	\$1,859.55	3/30/2007		
				CDAA	\$18.60
				DA OFFICE	\$185.96
				GENERAL FUND	\$446.29
				IRVINE PD	\$1,208.70
06F06206A	06F06206A	\$4,041.00	11/2/2007		
				CDAA	\$40.41
				DA OFFICE	\$404.10
				GENERAL FUND	\$969.84
				IRVINE PD	\$2,626.65
06F06556	06F06556	\$1,109.88	11/7/2007		
				BUENA PARK PD	\$721.42
				CDAA	\$11.10
				DA OFFICE	\$110.99
				GENERAL FUND	\$266.37
06F06971	06F06971	\$2,310.76	11/2/2007		
				CDAA	\$23.11
				DA OFFICE	\$231.08
				FOUNTAIN VALLEY PD	\$1,501.99
				GENERAL FUND	\$554.58
06F06985	06F06985	\$4,000.51	11/2/2007		
				CDAA	\$40.01
				DA OFFICE	\$400.05
				GENERAL FUND	\$960.12



State of California
ASSET FORFEITURE REPORT - 2007

Table 3

Admin Number	Docket Number	Amount Forfeited	Date Disbursed	Recipient	Amount Disbursed
				HUNTINGTON BEACH PD	\$2,600.33
06F07216	06F07216	\$2,716.49	8/9/2007		
				CDAA	\$27.16
				DA OFFICE	\$271.65
				GENERAL FUND	\$651.96
				ORANGE CO SO	\$1,765.72
06F07233	06F07233	\$923.53	8/9/2007		
				CDAA	\$9.24
				DA OFFICE	\$92.35
				GENERAL FUND	\$221.65
				ORANGE CO SO	\$600.29
06F07352	06F07352	\$1,430.00	5/31/2007		
				CDAA	\$14.30
				DA OFFICE	\$143.00
				FULLERTON PD	\$929.50
				GENERAL FUND	\$343.20
06F07386	06F07386	\$1,322.83	11/7/2007		
				CDAA	\$13.23
				DA OFFICE	\$132.28
				FULLERTON PD	\$859.84
				GENERAL FUND	\$317.48
06F07400	06F07400	\$990.86	8/9/2007		
				CDAA	\$9.91
				DA OFFICE	\$99.09
				GENERAL FUND	\$237.81
				ORANGE CO SO	\$644.05
06F07473	06F07473	\$909.00	11/7/2007		
				CDAA	\$9.09
				DA OFFICE	\$90.90
				FULLERTON PD	\$590.85
				GENERAL FUND	\$218.16
06F07481	06F07481	\$482.00	11/7/2007		
				CDAA	\$4.82
				DA OFFICE	\$48.20
				FULLERTON PD	\$313.30
				GENERAL FUND	\$115.68
06F07573	06F07573	\$813.08	10/9/2007		
				ANAHEIM PD	\$528.50
				CDAA	\$8.13
				DA OFFICE	\$81.31
				GENERAL FUND	\$195.14
06F07577	06F07577	\$701.76	8/9/2007		
				CDAA	\$7.02
				DA OFFICE	\$70.18
				GENERAL FUND	\$168.42
				ORANGE CO SO	\$456.14



State of California
ASSET FORFEITURE REPORT - 2007

Table 3

Admin Number	Docket Number	Amount Forfeited	Date Disbursed	Recipient	Amount Disbursed
06F07671	06F07671	\$3,311.46	8/9/2007	CDAA	\$33.11
				DA OFFICE	\$331.15
				GENERAL FUND	\$794.75
				SANTA ANA PD	\$2,152.45
06F07673	06F07673	\$5,140.45	8/9/2007	CDAA	\$51.40
				DA OFFICE	\$514.05
				GENERAL FUND	\$1,233.71
				ORANGE CO SO	\$3,341.29
06F08102	06F08102	\$752.53	12/4/2007	CDAA	\$7.53
				DA OFFICE	\$75.25
				GENERAL FUND	\$180.61
				ORANGE CO SO	\$489.14
06F08113A	06F08113A	\$6,696.74	8/9/2007	CDAA	\$66.97
				DA OFFICE	\$669.67
				GENERAL FUND	\$1,607.22
				SANTA ANA PD	\$4,352.88
06F08268	06F08268	\$1,806.12	8/9/2007	CDAA	\$18.06
				DA OFFICE	\$180.61
				GENERAL FUND	\$433.47
				ORANGE CO SO	\$1,173.98
06F08377	06F08377	\$656.31	8/9/2007	CDAA	\$6.56
				COSTA MESA PD	\$426.61
				DA OFFICE	\$65.63
				GENERAL FUND	\$157.51
06F08397	06F08397	\$471.30	10/31/2007	CDAA	\$4.71
				DA OFFICE	\$47.13
				GENERAL FUND	\$113.11
				NEWPORT BEACH PD	\$306.35
06F08455	06F08455	\$2,431.07	9/12/2007	CDAA	\$24.31
				DA OFFICE	\$243.11
				GENERAL FUND	\$583.46
				IRVINE PD	\$1,580.19
06F08460A	06F08460A	\$481.51	8/9/2007	CDAA	\$4.82
				COSTA MESA PD	\$312.98
				DA OFFICE	\$48.15
				GENERAL FUND	\$115.56
06F08567	06F08567	\$244.86	10/9/2007	ANAHEIM PD	\$159.15



State of California
ASSET FORFEITURE REPORT - 2007

Table 3

Admin Number	Docket Number	Amount Forfeited	Date Disbursed	Recipient	Amount Disbursed
				CDAA	\$2.45
				DA OFFICE	\$24.49
				GENERAL FUND	\$58.77
06F08597	06F08597	\$3,025.00	3/30/2007	CDAA	\$30.25
				CYPRESS PD	\$1,966.25
				DA OFFICE	\$302.50
				GENERAL FUND	\$726.00
06F08687	06F08687	\$3,675.62	3/30/2007	CDAA	\$36.76
				DA OFFICE	\$367.56
				GARDEN GROVE PD	\$2,389.15
				GENERAL FUND	\$882.15
06F08753	06F08753	\$529.60	8/9/2007	CDAA	\$5.30
				DA OFFICE	\$52.96
				GENERAL FUND	\$127.10
				SANTA ANA PD	\$344.24
06F08765	06F08765	\$1,244.36	3/30/2007	CDAA	\$12.44
				DA OFFICE	\$124.44
				GENERAL FUND	\$298.65
				SANTA ANA PD	\$808.83
06F08806	06F08806	\$572.86	3/30/2007	CDAA	\$5.73
				DA OFFICE	\$57.29
				GENERAL FUND	\$137.49
				TUSTIN PD	\$372.35
06F08838	06F08838	\$7,435.22	10/9/2007	BUENA PARK PD	\$5,532.90
				CDAA	\$54.35
				DA OFFICE	\$543.52
				GENERAL FUND	\$1,304.45
06F09091	06F09091	\$455.51	5/31/2007	BUENA PARK PD	\$296.08
				CDAA	\$4.56
				DA OFFICE	\$45.55
				GENERAL FUND	\$109.32
06F09774	06F09774	\$1,260.80	3/30/2007	CDAA	\$12.61
				DA OFFICE	\$126.08
				GARDEN GROVE PD	\$819.52
				GENERAL FUND	\$302.59
06F09786	06F09786	\$2,042.55	3/30/2007	ANAHEIM PD	\$1,327.65
				CDAA	\$20.43
				DA OFFICE	\$204.26



State of California
ASSET FORFEITURE REPORT - 2007

Table 3

Admin Number	Docket Number	Amount Forfeited	Date Disbursed	Recipient	Amount Disbursed
				GENERAL FUND	\$490.21
06F10016	06F10016	\$476.56	3/30/2007	CDAA	\$4.77
				DA OFFICE	\$47.66
				GENERAL FUND	\$114.37
				SANTA ANA PD	\$309.76
06F10102	06F10102	\$949.86	3/30/2007	CDAA	\$9.50
				DA OFFICE	\$94.99
				GENERAL FUND	\$227.97
				SANTA ANA PD	\$617.40
06F10674	06F10674	\$2,505.10	8/9/2007	CDAA	\$25.05
				DA OFFICE	\$250.51
				GENERAL FUND	\$601.22
				ORANGE CO SO	\$1,628.32
06F10720	06F10720	\$682.04	3/30/2007	CDAA	\$6.82
				DA OFFICE	\$68.20
				GENERAL FUND	\$163.69
				ORANGE PD	\$443.33
06F10789	06F10789	\$3,890.00	11/7/2007	CDAA	\$38.90
				DA OFFICE	\$389.00
				FULLERTON PD	\$2,528.50
				GENERAL FUND	\$933.60
06F10857	06F10857	\$4,014.02	11/7/2007	BUENA PARK PD	\$2,609.12
				CDAA	\$40.14
				DA OFFICE	\$401.40
				GENERAL FUND	\$963.36
06F11019	06F11019	\$532.00	8/9/2007	CDAA	\$5.32
				DA OFFICE	\$53.20
				FULLERTON PD	\$345.80
				GENERAL FUND	\$127.68
06F11055	06F11055	\$541.96	10/9/2007	ANAHEIM PD	\$352.27
				CDAA	\$5.42
				DA OFFICE	\$54.20
				GENERAL FUND	\$130.07
06F11097	06F11097	\$1,766.00	8/9/2007	CDAA	\$17.66
				DA OFFICE	\$176.60
				FULLERTON PD	\$1,147.90
				GENERAL FUND	\$423.84



State of California
ASSET FORFEITURE REPORT - 2007

Table 3

Admin Number	Docket Number	Amount Forfeited	Date Disbursed	Recipient	Amount Disbursed
06F11128	06F11128	\$520.52	10/9/2007	ANAHEIM PD	\$338.34
				CDAA	\$5.21
				DA OFFICE	\$52.05
				GENERAL FUND	\$124.92
06F11149	06F11149	\$623.59	8/9/2007	BUENA PARK PD	\$405.33
				CDAA	\$6.24
				DA OFFICE	\$62.36
				GENERAL FUND	\$149.66
06F11318	06F11318	\$3,720.94	8/9/2007	CDAA	\$37.21
				DA OFFICE	\$372.09
				GENERAL FUND	\$893.03
				ORANGE CO SO	\$2,418.61
06F11351	06F11351	\$2,005.23	8/9/2007	CDAA	\$20.05
				DA OFFICE	\$200.52
				GENERAL FUND	\$481.26
				WESTMINSTER PD	\$1,303.40
06F11403	06F11403	\$733.15	8/9/2007	CDAA	\$7.33
				DA OFFICE	\$73.32
				GENERAL FUND	\$175.96
				ORANGE CO SO	\$476.54
06F11766	06F11766	\$2,846.46	8/9/2007	CDAA	\$28.46
				DA OFFICE	\$284.65
				GENERAL FUND	\$683.15
				ORANGE CO SO	\$1,850.20
06F11851	06F11851	\$904.39	8/9/2007	CDAA	\$9.04
				DA OFFICE	\$90.44
				GENERAL FUND	\$217.05
				ORANGE CO SO	\$587.86
06F11897	06F11897	\$786.17	8/9/2007	CDAA	\$7.86
				DA OFFICE	\$78.62
				GENERAL FUND	\$188.68
				ORANGE CO SO	\$511.01
06F11909	06F11909	\$1,138.20	8/9/2007	CDAA	\$11.38
				DA OFFICE	\$113.82
				GENERAL FUND	\$273.17
				ORANGE CO SO	\$739.83
06F11931	06F11931	\$3,691.34	8/9/2007	CDAA	\$36.91



State of California
ASSET FORFEITURE REPORT - 2007

Table 3

Admin Number	Docket Number	Amount Forfeited	Date Disbursed	Recipient	Amount Disbursed
				DA OFFICE	\$369.13
				GENERAL FUND	\$885.92
				ORANGE CO SO	\$2,399.38
06F12032	06F12032	\$605.81	3/30/2007		
				CDAA	\$6.06
				DA OFFICE	\$60.58
				GENERAL FUND	\$145.39
				ORANGE PD	\$393.78
06F12116	06F12116	\$791.33	10/9/2007		
				ANAHEIM PD	\$451.19
				CDAA	\$6.94
				DA OFFICE	\$166.60
				GENERAL FUND	\$166.60
06F12167	06F12167	\$2,975.62	10/9/2007		
				CDAA	\$29.76
				DA OFFICE	\$297.56
				GENERAL FUND	\$714.15
				SANTA ANA PD	\$1,934.15
06F12622	06F12622	\$724.93	8/9/2007		
				BUENA PARK PD	\$471.21
				CDAA	\$7.25
				DA OFFICE	\$72.49
				GENERAL FUND	\$173.98
06F12827	06F12827	\$1,525.68	10/31/2007		
				CDAA	\$15.26
				DA OFFICE	\$152.57
				GENERAL FUND	\$366.16
				SANTA ANA PD	\$991.69
06F12843	06F12843	\$621.75	10/31/2007		
				CDAA	\$6.22
				DA OFFICE	\$62.18
				GENERAL FUND	\$149.22
				SANTA ANA PD	\$404.13
06F13556	06F13556	\$617.25	10/31/2007		
				CDAA	\$6.17
				DA OFFICE	\$61.73
				GENERAL FUND	\$148.14
				ORANGE PD	\$401.21
06F13569	06F13569	\$803.96	10/9/2007		
				CDAA	\$8.04
				DA OFFICE	\$80.40
				GENERAL FUND	\$192.95
				SANTA ANA PD	\$522.57
06F13670	06F13670	\$842.04	10/9/2007		
				CDAA	\$8.42
				DA OFFICE	\$84.20
				GENERAL FUND	\$202.09



State of California
ASSET FORFEITURE REPORT - 2007

Table 3

Admin Number	Docket Number	Amount Forfeited	Date Disbursed	Recipient	Amount Disbursed
				SANTA ANA PD	\$547.33
06F13934	06F13934	\$509.76	10/9/2007	ANAHEIM PD	\$331.34
				CDAA	\$5.10
				DA OFFICE	\$50.98
				GENERAL FUND	\$122.34
06F13937	06F13937	\$1,190.92	10/9/2007	ANAHEIM PD	\$774.10
				CDAA	\$11.91
				DA OFFICE	\$119.09
				GENERAL FUND	\$285.82
06F14340	06F14340	\$607.29	8/9/2007	CDAA	\$6.07
				COSTA MESA PD	\$394.74
				DA OFFICE	\$60.73
				GENERAL FUND	\$145.75
06F14373B	06F14373B	\$1,256.33	11/2/2007	CDAA	\$12.56
				DA OFFICE	\$125.63
				GENERAL FUND	\$301.52
				IRVINE PD	\$816.62
06F14534	06F14534	\$616.00	5/31/2007	CDAA	\$6.16
				DA OFFICE	\$61.60
				FULLERTON PD	\$400.40
				GENERAL FUND	\$147.84
06F14661	06F14661	\$12,341.30	11/2/2007	ANAHEIM PD	\$8,021.85
				CDAA	\$123.41
				DA OFFICE	\$1,234.13
				GENERAL FUND	\$2,961.91
06F14666	06F14666	\$2,274.00	8/9/2007	CDAA	\$22.74
				CYPRESS PD	\$1,478.10
				DA OFFICE	\$227.40
				GENERAL FUND	\$545.76
06F15075	06F15075	\$543.15	8/9/2007	CDAA	\$5.43
				DA OFFICE	\$54.32
				GENERAL FUND	\$130.36
				ORANGE CO SO	\$353.04
06F15090	06F15090	\$1,190.99	8/9/2007	CDAA	\$11.91
				DA OFFICE	\$119.10
				GENERAL FUND	\$285.84
				ORANGE CO SO	\$774.14



State of California
ASSET FORFEITURE REPORT - 2007

Table 3

Admin Number	Docket Number	Amount Forfeited	Date Disbursed	Recipient	Amount Disbursed
06F15321	06F15321	\$8,148.58	10/9/2007	BUENA PARK PD	\$5,296.57
				CDA	\$81.49
				DA OFFICE	\$814.86
				GENERAL FUND	\$1,955.66
06F15567	06F15567	\$6,491.70	11/2/2007	CDA	\$64.92
				DA OFFICE	\$649.17
				GARDEN GROVE PD	\$4,219.60
				GENERAL FUND	\$1,558.01
06F15693	06F15693	\$6,395.45	8/9/2007	CDA	\$63.95
				DA OFFICE	\$639.55
				GENERAL FUND	\$1,534.91
				SEAL BEACH PD	\$4,157.04
06F15809	06F15809	\$7,807.00	11/7/2007	CDA	\$78.07
				CHP	\$5,074.55
				DA OFFICE	\$780.70
				GENERAL FUND	\$1,873.68
06F15909A	06F15909A	\$1,703.64	11/7/2007	CDA	\$17.04
				DA OFFICE	\$170.04
				FULLERTON PD	\$1,107.60
				GENERAL FUND	\$408.96
06F15949	06F15949	\$737.25	11/2/2007	ANAHEIM PD	\$479.21
				CDA	\$7.37
				DA OFFICE	\$73.73
				GENERAL FUND	\$176.94
06F16064	06F16064	\$1,997.57	10/9/2007	CDA	\$19.98
				DA OFFICE	\$199.76
				GENERAL FUND	\$479.42
				SANTA ANA PD	\$1,298.41
06F16075	06F16075	\$4,545.92	10/9/2007	ANAHEIM PD	\$2,954.85
				CDA	\$45.46
				DA OFFICE	\$454.59
				GENERAL FUND	\$1,091.02
06F16151	06F16151	\$6,602.66	12/31/2007	CDA	\$66.03
				COSTA MESA PD	\$4,291.72
				DA OFFICE	\$660.27
				GENERAL FUND	\$1,584.64
06F16207	06F16207	\$1,165.21	12/31/2007	CDA	\$11.75



State of California
ASSET FORFEITURE REPORT - 2007

Table 3

Admin Number	Docket Number	Amount Forfeited	Date Disbursed	Recipient	Amount Disbursed
				COSTA MESA PD	\$757.32
				DA OFFICE	\$116.51
				GENERAL FUND	\$279.63
06F16288	06F16288	\$1,082.91	12/31/2007		
				CDA A	\$10.83
				DA OFFICE	\$108.29
				GENERAL FUND	\$259.90
				HUNTINGTON BEACH PD	\$703.89
06F16319	06F16319	\$6,431.13	10/31/2007		
				CDA A	\$64.31
				DA OFFICE	\$643.11
				GENERAL FUND	\$1,543.47
				NEWPORT BEACH PD	\$4,180.24
06F16513	06F16513	\$1,073.03	11/1/2007		
				ANAHEIM PD	\$697.47
				CDA A	\$10.73
				DA OFFICE	\$107.30
				GENERAL FUND	\$257.53
06F16648	06F16648	\$1,492.35	11/1/2007		
				ANAHEIM PD	\$970.03
				CDA A	\$14.92
				DA OFFICE	\$149.24
				GENERAL FUND	\$358.16
06F16674	06F16674	\$524.76	10/9/2007		
				ANAHEIM PD	\$341.09
				CDA A	\$5.25
				DA OFFICE	\$52.48
				GENERAL FUND	\$125.94
06J15812F	06J15812F	\$1,967.00	11/7/2007		
				CDA A	\$19.67
				DA OFFICE	\$196.70
				GENERAL FUND	\$472.08
				TUSTIN PD	\$1,278.55
06J23478C	06J23478C	\$1,302.76	10/9/2007		
				CDA A	\$13.03
				DA OFFICE	\$130.28
				GENERAL FUND	\$312.66
				SANTA ANA PD	\$846.79
06J23873A	06J23873A	\$6,253.96	5/31/2007		
				CDA A	\$62.54
				DA OFFICE	\$625.40
				GARDEN GROVE PD	\$4,065.07
				GENERAL FUND	\$1,500.95
07-112689	07-112689	\$525.42	12/31/2007		
				ANAHEIM PD	\$341.53
				CDA A	\$5.25
				DA OFFICE	\$52.54



State of California
ASSET FORFEITURE REPORT - 2007

Table 3

Admin Number	Docket Number	Amount Forfeited	Date Disbursed	Recipient	Amount Disbursed
				GENERAL FUND	\$126.10
07CC00726	07CC00726	\$741.71	10/31/2007		
				CDAA	\$7.42
				DA OFFICE	\$74.17
				GENERAL FUND	\$178.01
				SANTA ANA PD	\$482.11
07CC00739	07CC00739	\$927.89	10/31/2007		
				CDAA	\$9.28
				DA OFFICE	\$92.79
				GENERAL FUND	\$222.69
				SANTA ANA PD	\$603.13
07F00028	07F00028	\$802.10	10/11/2007		
				CDAA	\$8.02
				DA OFFICE	\$80.21
				GENERAL FUND	\$192.50
				TUSTIN PD	\$521.37
07F00346	07F00346	\$4,579.00	11/7/2007		
				CDAA	\$45.79
				DA OFFICE	\$457.90
				FULLERTON PD	\$2,976.35
				GENERAL FUND	\$1,098.96
07F00430	07F00430	\$2,945.75	12/31/2007		
				CDAA	\$29.46
				DA OFFICE	\$294.58
				GENERAL FUND	\$706.98
				PLACENTIA PD	\$1,914.73
07F00585	07F00585	\$4,548.01	8/9/2007		
				CDAA	\$45.48
				DA OFFICE	\$454.80
				GENERAL FUND	\$1,091.52
				ORANGE CO SO	\$2,956.21
07F00726	07F00726	\$4,657.37	8/9/2007		
				CDAA	\$46.57
				DA OFFICE	\$465.74
				GENERAL FUND	\$1,117.77
				ORANGE CO SO	\$3,027.29
07F00736	07F00736	\$3,554.12	8/9/2007		
				CDAA	\$35.54
				DA OFFICE	\$355.41
				GENERAL FUND	\$852.99
				ORANGE CO SO	\$2,310.18
07F00778	07F00778	\$445.38	11/2/2007		
				CDAA	\$4.45
				DA OFFICE	\$44.54
				GARDEN GROVE PD	\$289.50
				GENERAL FUND	\$106.89



State of California
ASSET FORFEITURE REPORT - 2007

Table 3

Admin Number	Docket Number	Amount Forfeited	Date Disbursed	Recipient	Amount Disbursed
07F00801	07F00801	\$730.00	12/31/2007	CDA DA OFFICE GARDEN GROVE PD GENERAL FUND	\$7.30 \$73.00 \$474.50 \$175.20
07F00934	07F00934	\$788.34	11/1/2007	ANAHEIM PD CDA DA OFFICE GENERAL FUND	\$512.43 \$7.88 \$78.83 \$189.20
07F01231	07F01231	\$684.55	11/2/2007	CDA DA OFFICE LAGUNA BEACH PD	\$9.01 \$90.07 \$585.47
07F01231A	07F01231A	\$4,763.80	11/2/2007	CDA DA OFFICE GENERAL FUND LAGUNA BEACH PD	\$47.64 \$476.38 \$1,143.31 \$3,096.47
07F01783	07F01783	\$3,295.82	11/2/2007	CDA DA OFFICE GARDEN GROVE PD GENERAL FUND	\$32.96 \$329.58 \$2,142.28 \$791.00
07F02884	07F02884	\$2,166.20	11/1/2007	ANAHEIM PD CDA DA OFFICE GENERAL FUND	\$1,408.03 \$21.66 \$216.62 \$519.89
07F02952	07F02952	\$1,413.00	11/7/2007	CDA DA OFFICE FULLERTON PD GENERAL FUND	\$14.13 \$141.30 \$918.45 \$339.12
07F02970	07F02970	\$384.92	11/7/2007	BUENA PARK PD CDA DA OFFICE GENERAL FUND	\$250.20 \$3.85 \$38.49 \$92.38
07F03044	07F03044	\$463.09	10/31/2007	CDA DA OFFICE GENERAL FUND NEWPORT BEACH PD	\$4.63 \$46.31 \$111.14 \$301.01
07F03127	07F03127	\$5,667.38	10/31/2007	CDA DA OFFICE	\$56.67 \$566.74



State of California
ASSET FORFEITURE REPORT - 2007

Table 3

Admin Number	Docket Number	Amount Forfeited	Date Disbursed	Recipient	Amount Disbursed
				GENERAL FUND	\$1,360.17
				NEWPORT BEACH PD	\$3,683.80
07F03217	07F03217	\$5,688.50	11/1/2007		
				ANAHEIM PD	\$3,697.52
				CDAA	\$56.89
				DA OFFICE	\$568.85
				GENERAL FUND	\$1,365.24
07F03568	07F03568	\$569.42	11/1/2007		
				ANAHEIM PD	\$339.56
				CDAA	\$52.24
				DA OFFICE	\$52.24
				GENERAL FUND	\$125.38
07F03660	07F03660	\$788.00	11/7/2007		
				CDAA	\$7.88
				DA OFFICE	\$78.80
				FULLERTON PD	\$512.20
				GENERAL FUND	\$189.12
07F03673	07F03673	\$972.94	12/31/2007		
				ANAHEIM PD	\$632.41
				CDAA	\$9.73
				DA OFFICE	\$97.29
				GENERAL FUND	\$233.51
07F04015	07F04015	\$673.51	12/31/2007		
				CDAA	\$6.74
				COSTA MESA PD	\$437.78
				DA OFFICE	\$67.35
				GENERAL FUND	\$161.64
07F04154	07F04154	\$1,522.28	12/31/2007		
				CDAA	\$15.22
				COSTA MESA PD	\$989.48
				DA OFFICE	\$152.23
				GENERAL FUND	\$365.35
07F04359	07F04359	\$2,078.84	12/31/2007		
				CDAA	\$20.79
				DA OFFICE	\$207.88
				GENERAL FUND	\$498.92
				HUNTINGTON BEACH PD	\$1,351.25
07F04371	07F04371	\$1,350.21	11/2/2007		
				CDAA	\$13.50
				DA OFFICE	\$135.02
				GARDEN GROVE PD	\$877.64
				GENERAL FUND	\$324.05
07F04387	07F04387	\$800.00	11/7/2007		
				CDAA	\$8.00
				DA OFFICE	\$80.00
				FULLERTON PD	\$520.00
				GENERAL FUND	\$192.00



State of California
ASSET FORFEITURE REPORT - 2007

Table 3

Admin Number	Docket Number	Amount Forfeited	Date Disbursed	Recipient	Amount Disbursed
07F04595	07F04595	\$1,002.11	11/1/2007	ANAHEIM PD	\$651.37
				CDAA	\$10.02
				DA OFFICE	\$100.21
				GENERAL FUND	\$240.51
07F05849	07F05849	\$6,474.59	11/2/2007	CDAA	\$64.75
				DA OFFICE	\$647.46
				FULLERTON PD	\$4,208.48
				GENERAL FUND	\$1,553.90
07F05928	07F05928	\$2,507.88	11/2/2007	CDAA	\$25.08
				DA OFFICE	\$250.79
				FOUNTAIN VALLEY PD	\$1,630.12
				GENERAL FUND	\$601.89
07F06028	07F06028	\$643.00	12/31/2007	CDAA	\$6.43
				DA OFFICE	\$64.30
				FULLERTON PD	\$417.95
				GENERAL FUND	\$154.32
07F06195	07F06195	\$1,355.73	11/7/2007	CDAA	\$13.56
				DA OFFICE	\$135.57
				FULLERTON PD	\$881.22
				GENERAL FUND	\$325.38
07F06244	07F06244	\$2,306.78	11/1/2007	ANAHEIM PD	\$1,499.46
				CDAA	\$23.07
				DA OFFICE	\$230.60
				GENERAL FUND	\$553.65
07F06245	07F06245	\$951.48	11/1/2007	ANAHEIM PD	\$618.46
				CDAA	\$9.51
				DA OFFICE	\$95.15
				GENERAL FUND	\$228.36
07F06565	07F06565	\$771.00	11/7/2007	CDAA	\$7.71
				DA OFFICE	\$77.10
				FULLERTON PD	\$501.15
				GENERAL FUND	\$185.04
07F06647	07F06647	\$1,832.84	11/2/2007	CDAA	\$18.33
				DA OFFICE	\$183.28
				GENERAL FUND	\$439.88
				HUNTINGTON BEACH PD	\$1,191.35
07F06775	07F06775	\$895.91	12/31/2007	CDAA	\$8.96



State of California
ASSET FORFEITURE REPORT - 2007

Table 3

Admin Number	Docket Number	Amount Forfeited	Date Disbursed	Recipient	Amount Disbursed
				DA OFFICE	\$89.59
				GENERAL FUND	\$215.02
				LAGUNA BEACH PD	\$582.34
07F06858	07F06858	\$679.12	11/2/2007		
				CDAA	\$6.79
				DA OFFICE	\$67.91
				GENERAL FUND	\$162.99
				IRVINE PD	\$441.43
07F06884	07F06884	\$752.59	10/31/2007		
				CDAA	\$7.53
				DA OFFICE	\$75.26
				GENERAL FUND	\$180.62
				NEWPORT BEACH PD	\$489.18
07F07239	07F07239	\$1,970.60	12/31/2007		
				ANAHEIM PD	\$1,280.89
				CDAA	\$19.71
				DA OFFICE	\$197.06
				GENERAL FUND	\$472.94
07F08785	07F08785	\$5,129.05	12/31/2007		
				ANAHEIM PD	\$3,333.88
				CDAA	\$51.29
				DA OFFICE	\$512.91
				GENERAL FUND	\$1,230.97
07F08934	07F08934	\$944.00	12/31/2007		
				CDAA	\$9.44
				DA OFFICE	\$94.40
				FULLERTON PD	\$613.60
				GENERAL FUND	\$226.56
07F09821	07F09821	\$3,506.84	12/31/2007		
				CDAA	\$35.07
				DA OFFICE	\$350.68
				GARDEN GROVE PD	\$2,279.45
				GENERAL FUND	\$841.64
07F09928	07F09928	\$602.00	12/31/2007		
				CDAA	\$6.02
				DA OFFICE	\$60.20
				GARDEN GROVE PD	\$391.30
				GENERAL FUND	\$144.48
07F10144A	07F10144A	\$1,039.78	12/31/2007		
				CDAA	\$10.40
				DA OFFICE	\$103.98
				GENERAL FUND	\$249.55
				ORANGE PD	\$675.85
07F10857	07F10857	\$1,568.52	12/31/2007		
				ANAHEIM PD	\$1,019.54
				CDAA	\$15.69
				DA OFFICE	\$156.85



State of California
ASSET FORFEITURE REPORT - 2007

Table 3

Admin Number	Docket Number	Amount Forfeited	Date Disbursed	Recipient	Amount Disbursed
07J27765A	07J27765A	\$1,255.65	11/2/2007	GENERAL FUND	\$376.44
				CDAA	\$12.56
				DA OFFICE	\$125.57
				GENERAL FUND	\$301.36
07S70175X	07S70175X	\$5,010.53	11/2/2007	LAGUNA BEACH PD	\$816.16
				CDAA	\$50.11
				DA OFFICE	\$501.05
				GENERAL FUND	\$1,202.53
				ORANGE CO RNSP	\$3,256.84
ORANGE					\$1,923,909.48



State of California
ASSET FORFEITURE REPORT - 2007

Table 3

Admin Number	Docket Number	Amount Forfeited	Date Disbursed	Recipient	Amount Disbursed
PLACER					
FO-06-703		\$658.45	4/4/2007	15% - 11489	\$64.20
				CDAA	\$6.58
				GENERAL FUND	\$158.03
				PLACER CO DA	\$65.85
				ROSEVILLE PD	\$363.79
FO-06-704		\$1,023.17	4/4/2007	15% - 11489	\$99.76
				CDAA	\$10.23
				GENERAL FUND	\$245.56
				PLACER CO DA	\$102.32
				ROSEVILLE PD	\$565.30
FO-06-707		\$597.44	8/15/2007	15% - 11489	\$58.25
				CDAA	\$5.97
				GENERAL FUND	\$143.39
				PLACER CO DA	\$59.74
				ROSEVILLE PD	\$330.09
FO-06-709		\$2,276.71	4/4/2007	15% - 11489	\$221.98
				CDAA	\$22.77
				GENERAL FUND	\$546.41
				PLACER CO DA	\$227.67
				PLACER CO SIU	\$1,257.88
FO-06-712		\$2,183.07	4/4/2007	15% - 11489	\$212.85
				CDAA	\$21.83
				GENERAL FUND	\$523.94
				PLACER CO DA	\$218.30
				ROSEVILLE PD	\$1,206.15
FO-06-714		\$1,022.50	8/15/2007	15% - 11489	\$99.69
				CDAA	\$10.23
				GENERAL FUND	\$245.40
				PLACER CO DA	\$102.25
				ROSEVILLE PD	\$564.93
FO-06-717		\$453.44	4/4/2007	15% - 11489	\$44.21
				CDAA	\$4.53
				GENERAL FUND	\$108.83
				PLACER CO DA	\$45.34
				PLACER CO SIU	\$250.53
FO-06-720		\$1,038.56	4/4/2007	15% - 11489	\$101.26
				CDAA	\$10.39
				GENERAL FUND	\$249.25



State of California
ASSET FORFEITURE REPORT - 2007

Table 3

Admin Number	Docket Number	Amount Forfeited	Date Disbursed	Recipient	Amount Disbursed
				PLACER CO DA	\$103.86
				PLACER CO SIU	\$573.80
FO-06-721		\$739.17	8/17/2007		
				15% - 11489	\$72.07
				CDAA	\$7.39
				GENERAL FUND	\$177.40
				PLACER CO DA	\$73.92
				PLACER CO SIU	\$408.39
FO-06-722		\$844.20	8/17/2007		
				15% - 11489	\$82.31
				CDAA	\$8.44
				GENERAL FUND	\$202.61
				PLACER CO DA	\$84.42
				ROSEVILLE PD	\$466.42
FO-06-723		\$1,284.05	10/3/2007		
				15% - 11489	\$125.20
				CDAA	\$12.84
				GENERAL FUND	\$308.17
				PLACER CO DA	\$128.40
				ROSEVILLE PD	\$709.44
FO-06-725		\$612.42	10/3/2007		
				15% - 11489	\$59.71
				CDAA	\$6.12
				GENERAL FUND	\$146.98
				PLACER CO DA	\$61.24
				ROSEVILLE PD	\$338.37
FO-06-726		\$3,468.00	8/15/2007		
				15% - 11489	\$338.13
				CDAA	\$34.68
				GENERAL FUND	\$832.32
				PLACER CO DA	\$346.80
				ROSEVILLE PD	\$1,916.07
FO-06-727		\$4,543.62	8/17/2007		
				15% - 11489	\$443.00
				CDAA	\$45.44
				GENERAL FUND	\$1,090.47
				PLACER CO DA	\$454.36
				PLACER CO SIU	\$2,510.35
FO-06-728		\$394.07	8/15/2007		
				15% - 11489	\$38.42
				CDAA	\$3.94
				GENERAL FUND	\$94.58
				PLACER CO DA	\$39.41
				ROSEVILLE PD	\$217.72
FO-06-729		\$497.80	8/15/2007		
				15% - 11489	\$48.50
				CDAA	\$4.97



State of California
ASSET FORFEITURE REPORT - 2007

Table 3

Admin Number	Docket Number	Amount Forfeited	Date Disbursed	Recipient	Amount Disbursed
				GENERAL FUND	\$119.37
				PLACER CO DA	\$50.16
				ROSEVILLE PD	\$274.80
FO-06-730		\$1,692.23	8/15/2007		
				15% - 11489	\$164.99
				CDAA	\$16.92
				GENERAL FUND	\$406.14
				PLACER CO DA	\$169.22
				PLACER CO SIU	\$934.96
FO-06-731		\$519.80	8/17/2007		
				15% - 11489	\$50.68
				CDAA	\$5.20
				GENERAL FUND	\$124.75
				PLACER CO DA	\$51.98
				PLACER CO SIU	\$287.19
FO-06-732		\$633.09	8/15/2007		
				15% - 11489	\$61.73
				CDAA	\$6.33
				GENERAL FUND	\$151.94
				PLACER CO DA	\$63.31
				PLACER CO SIU	\$349.78
FO-06-734		\$2,395.52	8/17/2007		
				15% - 11489	\$233.56
				CDAA	\$23.96
				GENERAL FUND	\$574.92
				PLACER CO DA	\$239.55
				ROSEVILLE PD	\$1,323.53
FO-07-735		\$1,252.74	8/15/2007		
				15% - 11489	\$122.14
				CDAA	\$12.53
				GENERAL FUND	\$300.66
				PLACER CO DA	\$125.27
				ROSEVILLE PD	\$692.14
FO-07-736		\$823.27	8/15/2007		
				15% - 11489	\$80.27
				CDAA	\$8.23
				GENERAL FUND	\$197.58
				PLACER CO DA	\$82.33
				ROSEVILLE PD	\$454.86
FO-07-737		\$1,166.24	8/15/2007		
				15% - 11489	\$113.71
				CDAA	\$11.66
				GENERAL FUND	\$279.90
				PLACER CO DA	\$116.62
				ROSEVILLE PD	\$644.35
FO-07-739		\$11,108.02	10/3/2007		
				15% - 11489	\$1,083.03



State of California
ASSET FORFEITURE REPORT - 2007

Table 3

Admin Number	Docket Number	Amount Forfeited	Date Disbursed	Recipient	Amount Disbursed
				CDA	\$111.08
				GENERAL FUND	\$2,665.93
				PLACER CO DA	\$1,110.80
				PLACER CO SO	\$6,137.18
FO-07-743		\$1,831.92	11/6/2007		
				15% - 11489	\$178.61
				CDA	\$18.32
				GENERAL FUND	\$439.66
				PLACER CO DA	\$183.19
				PLACER CO SIU	\$1,012.14
FO-07-744		\$4,175.37	10/23/2007		
				15% - 11489	\$407.10
				CDA	\$41.75
				GENERAL FUND	\$1,002.09
				PLACER CO DA	\$417.54
				ROSEVILLE PD	\$2,306.89
FO-07-745		\$681.82	8/15/2007		
				15% - 11489	\$66.48
				CDA	\$6.82
				GENERAL FUND	\$163.64
				PLACER CO DA	\$68.18
				PLACER CO SIU	\$376.70
FO-07-748		\$1,596.19	11/6/2007		
				15% - 11489	\$155.63
				CDA	\$15.96
				GENERAL FUND	\$383.09
				PLACER CO DA	\$159.62
				ROSEVILLE PD	\$881.89
FO-07-749		\$1,685.12	8/17/2007		
				15% - 11489	\$164.30
				CDA	\$16.85
				GENERAL FUND	\$404.43
				PLACER CO DA	\$168.51
				PLACER CO SO	\$931.03
FO-07-750		\$659.92	11/6/2007		
				15% - 11489	\$64.34
				CDA	\$6.60
				GENERAL FUND	\$158.38
				PLACER CO DA	\$65.99
				ROSEVILLE PD	\$364.61
FO-07-751		\$187.21	11/6/2007		
				15% - 11489	\$18.25
				CDA	\$1.87
				GENERAL FUND	\$44.93
				PLACER CO DA	\$18.72
				PLACER CO SIU	\$103.44



State of California
ASSET FORFEITURE REPORT - 2007

Table 3

Admin Number	Docket Number	Amount Forfeited	Date Disbursed	Recipient	Amount Disbursed
FO-07-754		\$2,774.60	11/6/2007	15% - 11489	\$270.52
				CDAA	\$27.75
				GENERAL FUND	\$665.90
				PLACER CO DA	\$277.46
				ROSEVILLE PD	\$1,532.97
FO-07-755		\$980.62	11/6/2007	15% - 11489	\$95.61
				CDAA	\$9.81
				GENERAL FUND	\$235.35
				PLACER CO DA	\$98.06
				PLACER CO SIU	\$541.79
FO-07-756		\$1,659.86	11/6/2007	15% - 11489	\$161.84
				CDAA	\$16.60
				GENERAL FUND	\$398.37
				PLACER CO DA	\$165.98
				PLACER CO SIU	\$917.07
FO-07-759		\$660.44	11/6/2007	15% - 11489	\$64.39
				CDAA	\$6.61
				GENERAL FUND	\$158.51
				PLACER CO DA	\$66.04
				ROSEVILLE PD	\$364.89
FO-07-761		\$3,445.64	11/6/2007	15% - 11489	\$335.95
				CDAA	\$34.46
				GENERAL FUND	\$826.95
				PLACER CO DA	\$344.57
				PLACER CO SO	\$1,903.71
FO-07-762		\$654.82	11/6/2007	15% - 11489	\$63.84
				CDAA	\$6.55
				GENERAL FUND	\$157.16
				PLACER CO DA	\$65.48
				PLACER CO SIU	\$361.79
FO-07-763		\$775.59	11/6/2007	15% - 11489	\$75.62
				CDAA	\$7.76
				GENERAL FUND	\$186.14
				PLACER CO DA	\$77.56
				PLACER CO SIU	\$428.51
FO-07-764		\$9,101.31	11/6/2007	15% - 11489	\$887.38
				CDAA	\$91.01
				GENERAL FUND	\$2,184.31
				LINCOLN PD	\$5,028.48



State of California
ASSET FORFEITURE REPORT - 2007

Table 3

Admin Number	Docket Number	Amount Forfeited	Date Disbursed	Recipient	Amount Disbursed
				PLACER CO DA	\$910.13
PLACER					\$72,098.01



State of California
ASSET FORFEITURE REPORT - 2007

Table 3

Admin Number	Docket Number	Amount Forfeited	Date Disbursed	Recipient	Amount Disbursed
PLUMAS					
05-00296	05-32035	\$2,310.00	3/1/2007	CDA	\$23.10
				DA OFFICE	\$231.00
				GENERAL FUND	\$554.40
				PLUMAS CO SO	\$1,501.50
05-01621	05-32004	\$196.00	3/2/2007	CDA	\$1.96
				DA OFFICE	\$19.60
				GENERAL FUND	\$47.04
				PLUMAS CO SO	\$127.40
05-01848	05-32200	\$204.00	3/4/2007	CDA	\$2.04
				DA OFFICE	\$20.40
				GENERAL FUND	\$48.96
				PLUMAS CO SO	\$132.60
05-01916	05-32059	\$800.00	3/3/2007	CDA	\$8.00
				DA OFFICE	\$80.00
				GENERAL FUND	\$192.00
				PLUMAS CO SO	\$520.00
05-06989	05-32300	\$100.00	3/5/2007	CDA	\$1.00
				DA OFFICE	\$10.00
				GENERAL FUND	\$24.00
				PLUMAS CO SO	\$65.00
05-11083	05-32881	\$2,614.00	3/6/2007	CDA	\$26.14
				DA OFFICE	\$261.40
				GENERAL FUND	\$627.36
				PLUMAS CO SO	\$1,699.10
06-01652	06-33085	\$400.00	12/1/2007	CDA	\$4.00
				DA OFFICE	\$40.00
				GENERAL FUND	\$96.00
				PLUMAS CO SO	\$260.00
06-02445	06-33157	\$693.00	3/7/2007	CDA	\$6.93
				DA OFFICE	\$69.30
				GENERAL FUND	\$166.32
				PLUMAS CO SO	\$450.45
06-07501	06-33618	\$4,020.00	3/1/2007	CDA	\$40.20
				DA OFFICE	\$402.00
				GENERAL FUND	\$964.80
				PLUMAS CO SO	\$2,613.00



State of California
ASSET FORFEITURE REPORT - 2007

Table 3

Admin Number	Docket Number	Amount Forfeited	Date Disbursed	Recipient	Amount Disbursed
06-08236	06-33711	\$19,000.00	12/1/2007	CDA A	\$190.00
				DA OFFICE	\$1,900.00
				GENERAL FUND	\$4,560.00
				PLUMAS CO SO	\$12,350.00
06-11001	06-33993	\$880.00	12/1/2007	CDA A	\$8.80
				DA OFFICE	\$88.00
				GENERAL FUND	\$211.20
				PLUMAS CO SO	\$572.00
07-00129	07-34035	\$545.00	12/1/2007	CDA A	\$5.45
				DA OFFICE	\$54.50
				GENERAL FUND	\$130.80
				PLUMAS CO SO	\$354.25
07-05175-1	07-34515-1	\$33.00	12/1/2007	CDA A	\$0.33
				DA OFFICE	\$3.30
				GENERAL FUND	\$7.92
				PLUMAS CO SO	\$21.45
07-05175-2	07-34515-2	\$3,731.00	12/1/2007	CDA A	\$37.31
				DA OFFICE	\$373.10
				GENERAL FUND	\$895.44
				PLUMAS CO SO	\$2,425.15
07-05175-3	07-34515-3	\$210.00	12/1/2007	CDA A	\$2.10
				DA OFFICE	\$21.00
				GENERAL FUND	\$50.40
				PLUMAS CO SO	\$136.50
07-05593	07-34520	\$289.00	12/1/2007	CDA A	\$2.89
				DA OFFICE	\$28.90
				GENERAL FUND	\$69.36
				PLUMAS CO SO	\$187.85
PLUMAS					\$36,025.00



State of California
ASSET FORFEITURE REPORT - 2007

Table 3

Admin Number	Docket Number	Amount Forfeited	Date Disbursed	Recipient	Amount Disbursed
RIVERSIDE					
05-108J		\$1,264.06	6/14/2007	15% - 11489	\$123.25
				CDAA	\$12.64
				GENERAL FUND	\$303.37
				RIVERSIDE CO DA	\$126.41
				RIVERSIDE CO SO	\$698.39
05-115J		\$2,849.11	7/5/2007	15% - 11489	\$277.79
				CDAA	\$28.49
				GENERAL FUND	\$683.79
				RIVERSIDE CO DA	\$284.91
				RIVERSIDE CO SO	\$1,574.13
06-012J	RIC444600	\$2,120.72	3/19/2007	15% - 11489	\$187.27
				CDAA	\$19.21
				GENERAL FUND	\$460.97
				RIVERSIDE CO DA	\$392.07
				TF SOUTHWEST CNTF	\$1,061.20
06-027J	RIC445692	\$15,783.83	4/3/2007	15% - 11489	\$1,538.92
				CDAA	\$157.84
				GENERAL FUND	\$3,788.12
				RIVERSIDE CO DA	\$1,578.39
				TF SOUTHWEST CNTF	\$8,720.56
06-027JA	RIC444943	\$3,093.87	5/18/2007	15% - 11489	\$301.65
				CDAA	\$30.94
				GENERAL FUND	\$742.53
				RIVERSIDE CO DA	\$309.39
				TF SOUTHWEST CNTF	\$1,709.36
06-034J	RIC446207	\$4,139.91	1/18/2007	15% - 11489	\$403.64
				BLYTHE PD	\$2,287.30
				CDAA	\$41.40
				GENERAL FUND	\$993.58
				RIVERSIDE CO DA	\$413.99
06-042A		\$1,520.93	11/13/2007	15% - 11489	\$148.30
				CDAA	\$15.21
				GENERAL FUND	\$365.02
				RIVERSIDE CO DA	\$152.09
				RIVERSIDE CO SO	\$840.31
06-043J	RIC445693	\$34,146.42	3/19/2007	15% - 11489	\$3,329.28
				CDAA	\$341.46
				GENERAL FUND	\$8,195.14



State of California
ASSET FORFEITURE REPORT - 2007

Table 3

Admin Number	Docket Number	Amount Forfeited	Date Disbursed	Recipient	Amount Disbursed
				RIVERSIDE CO DA	\$3,414.64
				WCNTF	\$18,865.90
06-052A		\$721.39	3/19/2007		
				15% - 11489	\$70.34
				CDAA	\$7.21
				GENERAL FUND	\$173.13
				RIVERSIDE CO DA	\$72.14
				TF SOUTHWEST CNTF	\$398.57
06-061J		\$1,450.96	8/6/2007		
				15% - 11489	\$141.46
				CDAA	\$14.51
				GENERAL FUND	\$348.23
				MURRIETA PD	\$801.66
				RIVERSIDE CO DA	\$145.10
06-063A		\$756.25	3/19/2007		
				15% - 11489	\$73.74
				CDAA	\$7.56
				GENERAL FUND	\$181.50
				RIVERSIDE CO DA	\$75.62
				TF SOUTHWEST CNTF	\$417.83
06-071J		\$6,888.35	7/5/2007		
				15% - 11489	\$671.63
				CDAA	\$68.88
				GENERAL FUND	\$1,653.20
				RIVERSIDE CO DA	\$688.83
				RIVERSIDE CO SO	\$3,805.81
06-075A		\$1,808.78	6/14/2007		
				15% - 11489	\$176.35
				CDAA	\$18.09
				GENERAL FUND	\$434.11
				ORANGE CO RNSP	\$999.35
				RIVERSIDE CO DA	\$180.88
06-080A		\$735.53	9/19/2007		
				15% - 11489	\$71.71
				CDAA	\$7.36
				GENERAL FUND	\$176.53
				RIVERSIDE CO DA	\$73.55
				RIVERSIDE CO SO	\$406.38
06-080J		\$2,957.40	9/19/2007		
				15% - 11489	\$288.35
				CDAA	\$29.57
				GENERAL FUND	\$709.78
				RIVERSIDE CO DA	\$295.74
				RIVERSIDE CO SO	\$1,633.96
06-106A		\$25,994.34	7/5/2007		
				15% - 11489	\$2,534.46
				CDAA	\$259.94



State of California
ASSET FORFEITURE REPORT - 2007

Table 3

Admin Number	Docket Number	Amount Forfeited	Date Disbursed	Recipient	Amount Disbursed
				GENERAL FUND	\$6,238.64
				RIVERSIDE CO DA	\$2,599.43
				WCNTF	\$14,361.87
06-111A		\$1,205.75	4/3/2007		
				15% - 11489	\$117.56
				CDAA	\$12.06
				GENERAL FUND	\$289.38
				RIVERSIDE CO DA	\$120.58
				RIVERSIDE PD	\$666.17
06-111J	RIC452613	\$274.21	4/3/2007		
				15% - 11489	\$26.74
				CDAA	\$2.74
				GENERAL FUND	\$65.81
				RIVERSIDE CO DA	\$27.42
				RIVERSIDE PD	\$151.50
06-112J	RIC453379	\$1,029.28	2/21/2007		
				15% - 11489	\$81.93
				CDAA	\$8.40
				GENERAL FUND	\$201.67
				RIVERSIDE CO DA	\$273.03
				SAN BERNARDINO CO SO	\$464.25
06-121J	RIC452814	\$4,007.58	4/3/2007		
				15% - 11489	\$390.73
				CDAA	\$40.08
				GENERAL FUND	\$961.82
				RIVERSIDE CO DA	\$400.76
				RIVERSIDE CO SO	\$2,214.19
06-126J		\$6,573.00	9/4/2007		
				15% - 11489	\$640.87
				CDAA	\$65.73
				GENERAL FUND	\$1,577.52
				ORANGE CO RNSP	\$3,631.58
				RIVERSIDE CO DA	\$657.30
06-132J	RIC454440	\$3,222.18	4/3/2007		
				15% - 11489	\$314.16
				CDAA	\$32.22
				GENERAL FUND	\$773.32
				RIVERSIDE CO DA	\$322.22
				RIVERSIDE CO SO	\$1,780.26
06-134A		\$17,696.18	4/3/2007		
				15% - 11489	\$1,725.38
				CDAA	\$176.96
				GENERAL FUND	\$4,247.08
				RIVERSIDE CO DA	\$1,769.62
				RIVERSIDE PD	\$9,777.14
06-149A		\$7,116.34	1/18/2007		
				15% - 11489	\$693.85



State of California
ASSET FORFEITURE REPORT - 2007

Table 3

Admin Number	Docket Number	Amount Forfeited	Date Disbursed	Recipient	Amount Disbursed
				CDAA	\$71.16
				GENERAL FUND	\$1,707.92
				RIVERSIDE CO DA	\$711.63
				TF WEST COUNTY NTF	\$3,931.78
06-149AA		\$12,738.76	8/6/2007		
				15% - 11489	\$1,242.03
				CDAA	\$127.39
				GENERAL FUND	\$3,057.30
				RIVERSIDE CO DA	\$1,273.88
				WCNTF	\$7,038.16
06-156A		\$6,149.71	5/18/2007		
				15% - 11489	\$599.59
				CDAA	\$61.50
				GENERAL FUND	\$1,475.93
				RIVERSIDE CO DA	\$614.97
				TF SOUTHWEST CNTF	\$3,397.72
06-168J		\$822.35	6/21/2007		
				15% - 11489	\$80.19
				ALLIED RIVERSIDE CO NET	\$454.35
				CDAA	\$8.22
				GENERAL FUND	\$197.36
				RIVERSIDE CO DA	\$82.23
06-173J		\$961.56	9/19/2007		
				15% - 11489	\$93.74
				CDAA	\$9.62
				GENERAL FUND	\$230.78
				RIVERSIDE CO DA	\$96.16
				RIVERSIDE CO SO	\$531.26
06-177J	RIC458823	\$2,866.36	5/18/2007		
				15% - 11489	\$279.46
				CDAA	\$28.66
				GENERAL FUND	\$687.93
				RIVERSIDE CO DA	\$286.64
				RIVERSIDE CO SO	\$1,583.67
06-178J		\$1,234.64	11/13/2007		
				15% - 11489	\$120.38
				CDAA	\$12.35
				GENERAL FUND	\$296.31
				RIVERSIDE CO DA	\$123.46
				RIVERSIDE CO SO	\$682.14
06-187J	RIC460130	\$36,590.55	4/3/2007		
				15% - 11489	\$3,567.57
				CDAA	\$365.91
				GENERAL FUND	\$8,781.73
				RIVERSIDE CO DA	\$3,659.06
				SAN BERNARDINO CO SO	\$20,216.28



State of California
ASSET FORFEITURE REPORT - 2007

Table 3

Admin Number	Docket Number	Amount Forfeited	Date Disbursed	Recipient	Amount Disbursed
06-193J		\$33,981.83	6/14/2007	15% - 11489	\$3,313.23
				CDAA	\$339.82
				GENERAL FUND	\$8,155.64
				RIVERSIDE CO DA	\$3,398.18
				RIVERSIDE PD	\$18,774.96
06-194A		\$10,843.95	5/18/2007	15% - 11489	\$1,057.28
				CDAA	\$108.44
				FONTANA PD	\$5,991.28
				GENERAL FUND	\$2,602.55
				RIVERSIDE CO DA	\$1,084.40
06-197A		\$16,365.85	5/18/2007	15% - 11489	\$1,595.67
				CDAA	\$163.66
				GENERAL FUND	\$3,927.80
				RIVERSIDE CO DA	\$1,636.59
				RIVERSIDE CO SO	\$9,042.13
06-203A		\$8,211.73	5/18/2007	15% - 11489	\$800.64
				CDAA	\$82.12
				GENERAL FUND	\$1,970.82
				RIVERSIDE CO DA	\$821.17
				RIVERSIDE CO SO	\$4,536.98
06-204J		\$35,527.65	6/14/2007	15% - 11489	\$3,463.94
				CDAA	\$355.28
				GENERAL FUND	\$8,526.64
				RIVERSIDE CO DA	\$3,552.76
				RIVERSIDE CO SO	\$19,629.03
06-205J		\$146,758.46	6/21/2007	15% - 11489	\$14,308.95
				ALLIED RIVERSIDE CO NET	\$81,084.05
				CDAA	\$1,467.58
				GENERAL FUND	\$35,222.03
				RIVERSIDE CO DA	\$14,675.85
06-206J		\$73,546.84	6/14/2007	15% - 11489	\$7,170.82
				CDAA	\$735.47
				GENERAL FUND	\$17,651.24
				RIVERSIDE CO DA	\$7,354.68
				RIVERSIDE CO SO	\$40,634.63
07-003J		\$73,528.31	7/5/2007	15% - 11489	\$7,169.02
				CDAA	\$735.28
				GENERAL FUND	\$17,646.79
				RIVERSIDE CO DA	\$7,352.83



State of California
ASSET FORFEITURE REPORT - 2007

Table 3

Admin Number	Docket Number	Amount Forfeited	Date Disbursed	Recipient	Amount Disbursed
				RIVERSIDE CO SO	\$40,624.39
07-017J	RIC456856	\$43,713.68	9/19/2007	15% - 11489	\$4,262.08
				CDAA	\$437.14
				GENERAL FUND	\$10,491.28
				RIVERSIDE CO DA	\$4,371.37
				RIVERSIDE CO SO	\$24,151.81
07-043A		\$6,242.81	12/27/2007	15% - 11489	\$608.68
				CDAA	\$62.43
				GENERAL FUND	\$1,498.27
				RIVERSIDE CO DA	\$624.28
				RIVERSIDE PD	\$3,449.15
07-043J	RIC470512	\$4,787.61	12/27/2007	15% - 11489	\$466.79
				CDAA	\$47.88
				GENERAL FUND	\$1,149.03
				RIVERSIDE CO DA	\$478.76
				RIVERSIDE PD	\$2,645.15
07-089J	RIC474560	\$69,916.48	11/13/2007	15% - 11489	\$6,816.85
				ALLIED RIVERSIDE CO NET	\$38,628.86
				CDAA	\$699.16
				GENERAL FUND	\$16,779.96
				RIVERSIDE CO DA	\$6,991.65
07-113J	RIC477861	\$394,132.56	12/27/2007	15% - 11489	\$38,427.92
				ALLIED RIVERSIDE CO NET	\$217,758.24
				CDAA	\$3,941.33
				GENERAL FUND	\$94,591.81
				RIVERSIDE CO DA	\$39,413.26
97-169A		\$1,829.31	4/3/2007	15% - 11489	\$178.37
				CDAA	\$18.29
				GENERAL FUND	\$439.03
				RIVERSIDE CO DA	\$182.93
				RIVERSIDE PD	\$1,010.69
98-00AA		\$1,880.77	7/5/2007	15% - 11489	\$183.36
				CDAA	\$18.81
				GENERAL FUND	\$451.39
				RIVERSIDE CO DA	\$188.08
				RIVERSIDE PD	\$1,039.13

RIVERSIDE **\$1,129,988.14**



State of California
ASSET FORFEITURE REPORT - 2007

Table 3

Admin Number	Docket Number	Amount Forfeited	Date Disbursed	Recipient	Amount Disbursed
SACRAMENTO					
03253	SPD-02-10460	\$25,369.33	9/25/2007	CDA DA OFFICE GENERAL FUND SACRAMENTO PD	\$253.69 \$2,536.93 \$6,088.64 \$16,490.07
03277	SSD-03-63198	\$32,749.55	4/10/2007	CDA DA OFFICE GENERAL FUND SACRAMENTO CO SO	\$327.50 \$3,274.96 \$7,859.89 \$21,287.20
04165	SPD-04270582	\$3,586.33	10/19/2007	CDA DA OFFICE GENERAL FUND SACRAMENTO PD	\$35.86 \$358.63 \$860.72 \$2,331.12
04232	SSD-04-71729	\$4,297.67	1/16/2007	CDA DA OFFICE GENERAL FUND SACRAMENTO CO SO	\$42.98 \$429.77 \$1,031.44 \$2,793.48
04241	BNE-04-00026	\$18,228.33	10/19/2007	CA DOJ-BNE SACRAMENTO CDA DA OFFICE GENERAL FUND	\$11,848.42 \$182.28 \$1,822.83 \$4,374.80
05073	SPD-05-38558	\$2,711.00	7/11/2007	CDA DA OFFICE GENERAL FUND SACRAMENTO PD	\$27.11 \$271.10 \$650.64 \$1,762.15
05074	SPD-05-39335	\$4,294.33	1/16/2007	CDA DA OFFICE GENERAL FUND SACRAMENTO PD	\$42.94 \$429.43 \$1,030.64 \$2,791.32
05096	SSD-05-19754	\$2,940.00	3/9/2007	SACRAMENTO CO DCSS	\$2,940.00
05098	SSD-06-12619	\$327,601.02	9/25/2007	CDA DA OFFICE GENERAL FUND SACRAMENTO CO SO	\$3,276.01 \$32,760.10 \$78,624.24 \$212,940.67
05117	SSD-05-15765	\$6,943.07	3/9/2007	CDA DA OFFICE GENERAL FUND	\$69.43 \$694.31 \$1,666.34



State of California
ASSET FORFEITURE REPORT - 2007

Table 3

Admin Number	Docket Number	Amount Forfeited	Date Disbursed	Recipient	Amount Disbursed
				SACRAMENTO CO SO	\$4,512.99
05139	SSD-05-25822	\$1,587.67	7/11/2007		
				CDAA	\$15.88
				DA OFFICE	\$158.77
				GENERAL FUND	\$381.04
				SACRAMENTO CO SO	\$1,031.98
05232	SPD-05312374	\$2,972.87	4/10/2007		
				CDAA	\$29.73
				DA OFFICE	\$297.29
				GENERAL FUND	\$713.49
				SACRAMENTO PD	\$1,932.36
05271	P05-092-CO	\$4,120.13	1/16/2007		
				CDAA	\$41.20
				DA OFFICE	\$412.01
				GENERAL FUND	\$988.83
				PLACER CO SIU	\$2,678.09
05293	SSD-04-16935	\$1,627.67	4/10/2007		
				CDAA	\$16.28
				DA OFFICE	\$162.77
				GENERAL FUND	\$390.64
				SACRAMENTO CO SO	\$1,057.98
05307	SSD-05-69823	\$428.67	3/9/2007		
				CDAA	\$4.29
				DA OFFICE	\$42.87
				GENERAL FUND	\$102.88
				SACRAMENTO CO SO	\$278.63
05317	SSD-05-61514	\$1,592.67	4/10/2007		
				CDAA	\$15.93
				DA OFFICE	\$159.27
				GENERAL FUND	\$382.24
				RANCHO CORDOVA PD	\$916.39
				SACRAMENTO CO SO	\$118.84
05334	SPD-05377002	\$10,790.77	8/10/2007		
				CDAA	\$107.91
				DA OFFICE	\$1,079.08
				GENERAL FUND	\$2,589.78
				SACRAMENTO PD	\$7,014.00
06001	SSD-05-63052	\$15,288.27	11/9/2007		
				CA DOJ-BNE SACRAMENTO	\$5,465.56
				CDAA	\$152.88
				DA OFFICE	\$1,528.83
				GENERAL FUND	\$3,669.18
				SACRAMENTO CO SO	\$4,471.82
06003	SSD-05-60474	\$2,587.67	5/11/2007		
				CDAA	\$25.88
				DA OFFICE	\$258.77
				GENERAL FUND	\$621.04



State of California
ASSET FORFEITURE REPORT - 2007

Table 3

Admin Number	Docket Number	Amount Forfeited	Date Disbursed	Recipient	Amount Disbursed
				RANCHO CORDOVA PD	\$1,563.14
				SACRAMENTO CO SO	\$118.84
06030	SPD-05389861	\$59,376.52	1/16/2007		
				CDA A	\$593.77
				DA OFFICE	\$5,937.65
				GENERAL FUND	\$14,250.36
				SACRAMENTO PD	\$38,594.74
06037	SSD-05-91566	\$3,785.67	2/13/2007		
				CDA A	\$37.86
				DA OFFICE	\$378.57
				GENERAL FUND	\$908.56
				SACRAMENTO CO SO	\$2,460.68
06038	SSD-05-86620	\$955.67	4/10/2007		
				CDA A	\$9.56
				DA OFFICE	\$95.57
				GENERAL FUND	\$229.36
				SACRAMENTO CO SO	\$621.18
06039	SSD-05-87453	\$2,487.67	6/13/2007		
				CDA A	\$24.88
				DA OFFICE	\$248.77
				GENERAL FUND	\$597.04
				SACRAMENTO CO SO	\$1,616.98
06045	SSD-05-92033	\$1,868.67	7/11/2007		
				CDA A	\$18.69
				DA OFFICE	\$186.87
				GENERAL FUND	\$448.48
				SACRAMENTO CO SO	\$1,214.63
06057	SSD-05-94864	\$1,242.67	5/11/2007		
				CDA A	\$12.43
				DA OFFICE	\$124.27
				GENERAL FUND	\$298.24
				SACRAMENTO CO SO	\$807.73
06060	SSD-06-2187	\$1,579.67	6/13/2007		
				CDA A	\$15.79
				DA OFFICE	\$157.97
				GENERAL FUND	\$379.12
				SACRAMENTO CO SO	\$1,026.79
06066	YO06-014-W	\$8,212.67	1/16/2007		
				CDA A	\$82.13
				DA OFFICE	\$821.27
				GENERAL FUND	\$1,971.04
				YOLO NARC ENF TEAM	\$5,338.23
06085	SSD-05-85543	\$719.67	2/13/2007		
				CDA A	\$7.20
				DA OFFICE	\$71.97
				GENERAL FUND	\$172.72
				SACRAMENTO CO SO	\$467.78



State of California
ASSET FORFEITURE REPORT - 2007

Table 3

Admin Number	Docket Number	Amount Forfeited	Date Disbursed	Recipient	Amount Disbursed
06103	SPD-05444711	\$2,077.97	3/9/2007	CDA A	\$20.78
				DA OFFICE	\$207.80
				GENERAL FUND	\$498.71
				SACRAMENTO PD	\$1,350.68
06115	SSD-06-1490	\$800.67	1/16/2007	CDA A	\$8.01
				DA OFFICE	\$80.07
				GENERAL FUND	\$192.16
				RANCHO CORDOVA PD	\$401.59
				SACRAMENTO CO SO	\$118.84
06116	SSD-06-7057	\$799.67	1/16/2007	CDA A	\$8.00
				DA OFFICE	\$79.97
				GENERAL FUND	\$191.92
				SACRAMENTO CO SO	\$519.78
06117	SSD-06-8446	\$3,851.67	8/10/2007	CDA A	\$38.52
				DA OFFICE	\$385.17
				GENERAL FUND	\$924.40
				SACRAMENTO CO SO	\$2,503.58
06122	SSD-06-678	\$4,002.67	3/9/2007	CDA A	\$40.03
				CITRUS HEIGHTS PD	\$2,482.89
				DA OFFICE	\$400.27
				GENERAL FUND	\$960.64
				SACRAMENTO CO SO	\$118.84
06124	SPD-06-54318	\$21,276.98	3/9/2007	CDA A	\$212.77
				DA OFFICE	\$2,127.70
				GENERAL FUND	\$5,106.48
				SACRAMENTO PD	\$13,830.03
06138	SPD-06-3384	\$1,103.67	7/11/2007	CDA A	\$11.04
				DA OFFICE	\$110.37
				GENERAL FUND	\$264.88
				SACRAMENTO PD	\$717.38
06141	SPD-06-68124	\$905.67	1/16/2007	CDA A	\$9.06
				DA OFFICE	\$90.57
				GENERAL FUND	\$217.36
				SACRAMENTO PD	\$588.68
06150	SPD-05398306	\$5,072.67	9/25/2007	CDA A	\$50.73
				DA OFFICE	\$507.27
				GENERAL FUND	\$1,217.44
				SACRAMENTO PD	\$3,297.23



State of California
ASSET FORFEITURE REPORT - 2007

Table 3

Admin Number	Docket Number	Amount Forfeited	Date Disbursed	Recipient	Amount Disbursed
06151	SSD-06-10488	\$2,317.67	1/16/2007	CDAA	\$23.18
				DA OFFICE	\$231.77
				GENERAL FUND	\$556.24
				SACRAMENTO CO SO	\$1,506.48
06154	SSD-06-16937	\$2,929.07	3/9/2007	CDAA	\$29.29
				CHP-NORTH SACRAMENTO	\$1,427.92
				DA OFFICE	\$292.91
				GENERAL FUND	\$702.98
06161	SSD-06-3509	\$10,937.67	10/19/2007	SACRAMENTO CO SO	\$475.97
				CDAA	\$109.38
				DA OFFICE	\$1,093.77
				GENERAL FUND	\$2,625.04
06169	SPD-06-20299	\$924.67	3/9/2007	SACRAMENTO CO SO	\$7,109.48
				CDAA	\$9.25
				DA OFFICE	\$92.47
				GENERAL FUND	\$221.92
06172	SPD-06-73445	\$652.67	2/13/2007	SACRAMENTO PD	\$601.03
				CDAA	\$6.53
				DA OFFICE	\$65.27
				GENERAL FUND	\$156.64
06174	YO05-222-D	\$975.67	1/16/2007	SACRAMENTO PD	\$424.23
				CDAA	\$9.76
				DA OFFICE	\$97.57
				GENERAL FUND	\$234.16
06182	SSD-06-19693	\$752.67	4/10/2007	YOLO NARC ENF TEAM	\$634.18
				CDAA	\$7.53
				DA OFFICE	\$75.27
				GENERAL FUND	\$180.64
06194	SSD-06-24276	\$1,772.67	3/9/2007	SACRAMENTO CO SO	\$489.23
				CDAA	\$17.73
				DA OFFICE	\$177.27
				GENERAL FUND	\$425.44
06204	FPD-05-6377	\$220,349.52	9/25/2007	SACRAMENTO CO SO	\$1,152.23
				CDAA	\$2,203.50
				DA OFFICE	\$22,034.95
				FOLSOM PD	\$143,227.19
				GENERAL FUND	\$52,883.88



State of California
ASSET FORFEITURE REPORT - 2007

Table 3

Admin Number	Docket Number	Amount Forfeited	Date Disbursed	Recipient	Amount Disbursed
06205	SPD-06109302	\$6,504.67	3/9/2007	CDA A	\$65.05
				DA OFFICE	\$650.47
				GENERAL FUND	\$1,561.12
				SACRAMENTO PD	\$4,228.03
06206	SSD-06-28988	\$4,877.17	3/9/2007	CDA A	\$48.77
				DA OFFICE	\$487.72
				GENERAL FUND	\$1,170.52
				SACRAMENTO CO SO	\$3,170.16
06207	SPD-06109120	\$32,304.17	4/10/2007	CDA A	\$323.04
				DA OFFICE	\$3,230.42
				GENERAL FUND	\$7,753.00
				SACRAMENTO PD	\$20,997.71
06208	SSD-06-25312	\$367.67	9/25/2007	CDA A	\$3.68
				DA OFFICE	\$36.77
				GENERAL FUND	\$88.24
				SACRAMENTO CO SO	\$238.98
06210	SPD-06160912	\$507.67	5/11/2007	CDA A	\$5.08
				DA OFFICE	\$50.77
				GENERAL FUND	\$121.84
				SACRAMENTO PD	\$329.98
06211	SSD-05-87789	\$634.92	5/11/2007	CDA A	\$6.35
				DA OFFICE	\$63.49
				GENERAL FUND	\$152.38
				SACRAMENTO CO SO	\$412.70
06213	YO06-034WS	\$587.67	1/16/2007	CDA A	\$5.88
				DA OFFICE	\$58.77
				GENERAL FUND	\$141.04
				YOLO NARC ENF TEAM	\$381.98
06214	SSD-06-30289	\$2,262.67	2/13/2007	CDA A	\$22.63
				CITRUS HEIGHTS PD	\$1,176.59
				DA OFFICE	\$226.27
				GENERAL FUND	\$543.04
06218	SSD-06-9051	\$5,256.75	6/13/2007	SACRAMENTO CO SO	\$294.14
				CDA A	\$52.57
				DA OFFICE	\$525.68
				GENERAL FUND	\$1,261.62
				SACRAMENTO CO SO	\$3,416.88



State of California
ASSET FORFEITURE REPORT - 2007

Table 3

Admin Number	Docket Number	Amount Forfeited	Date Disbursed	Recipient	Amount Disbursed
06251	BNE-SF-06-43	\$3,381.67	1/16/2007	CA DOJ-BNE SAN FRANCISCO	\$1,978.27
				CDAA	\$33.82
				DA OFFICE	\$338.17
				GENERAL FUND	\$811.60
				SACRAMENTO PD	\$219.81
06255	SSD-06-30584	\$768.67	3/9/2007	CDAA	\$7.69
				DA OFFICE	\$76.87
				GENERAL FUND	\$184.48
				SACRAMENTO CO SO	\$499.63
06259	RPD-06-745	\$2,003.67	5/11/2007	CDAA	\$20.04
				DA OFFICE	\$200.37
				GENERAL FUND	\$480.88
				RIO VISTA PD	\$1,302.38
06270	SSD-06-45296	\$119,017.67	4/10/2007	CDAA	\$1,190.18
				DA OFFICE	\$11,901.77
				GENERAL FUND	\$28,564.24
				SACRAMENTO CO SO	\$77,361.48
06273	SPD-06235356	\$584.00	1/16/2007	SAC CO DIV REV RECOVERY	\$584.00
06279	SPD-06188293	\$13,211.67	1/16/2007	CDAA	\$132.12
				DA OFFICE	\$1,321.17
				GENERAL FUND	\$3,170.80
				SACRAMENTO PD	\$8,587.58
06280	SPD-06220812	\$2,835.67	5/11/2007	CDAA	\$28.36
				DA OFFICE	\$283.57
				GENERAL FUND	\$680.56
				SACRAMENTO PD	\$1,843.18
06282	CCH-06-1407	\$2,855.00	11/9/2007	CDAA	\$28.55
				CITRUS HEIGHTS PD	\$1,855.75
				DA OFFICE	\$285.50
				GENERAL FUND	\$685.20
06286	SSD-06-49870	\$944.67	5/11/2007	CDAA	\$9.45
				DA OFFICE	\$94.47
				GENERAL FUND	\$226.72
				SACRAMENTO CO SO	\$614.03
06287	SSD-06-49206	\$1,611.67	5/11/2007	CDAA	\$16.12
				DA OFFICE	\$161.17
				GENERAL FUND	\$386.80



State of California
ASSET FORFEITURE REPORT - 2007

Table 3

Admin Number	Docket Number	Amount Forfeited	Date Disbursed	Recipient	Amount Disbursed
				SACRAMENTO CO SO	\$1,047.58
06294	SSD-06-6357	\$285.34	10/19/2007		
				CDA A	\$2.85
				DA OFFICE	\$28.53
				GENERAL FUND	\$68.48
				SACRAMENTO CO SO	\$185.48
06296	SSD-06-50431	\$827.67	8/10/2007		
				CDA A	\$8.28
				DA OFFICE	\$82.77
				GENERAL FUND	\$198.64
				SACRAMENTO CO SO	\$537.98
06297	SSD-06-24059	\$507.67	2/13/2007		
				CDA A	\$5.08
				DA OFFICE	\$50.77
				GENERAL FUND	\$121.84
				SACRAMENTO CO SO	\$329.98
06315	SSD-06-38006	\$692.67	1/16/2007		
				CDA A	\$6.93
				DA OFFICE	\$69.27
				GENERAL FUND	\$166.24
				RANCHO CORDOVA PD	\$331.39
				SACRAMENTO CO SO	\$118.84
06316	SPD-06224705	\$2,124.67	1/16/2007		
				CDA A	\$21.25
				DA OFFICE	\$212.47
				GENERAL FUND	\$509.92
				SACRAMENTO PD	\$1,381.03
06317	SSD-06-47684	\$697.67	1/16/2007		
				CDA A	\$6.98
				DA OFFICE	\$69.77
				GENERAL FUND	\$167.44
				SACRAMENTO CO SO	\$453.48
06318	SSD-06-48729	\$598.67	1/16/2007		
				CDA A	\$5.99
				DA OFFICE	\$59.87
				GENERAL FUND	\$143.68
				SACRAMENTO CO SO	\$389.13
06319	SPD-06243880	\$1,410.43	1/16/2007		
				CDA A	\$14.10
				DA OFFICE	\$141.04
				GENERAL FUND	\$338.50
				SACRAMENTO PD	\$916.79
06320	SSD-06-49214	\$2,063.67	2/13/2007		
				CDA A	\$20.64
				DA OFFICE	\$206.37
				GENERAL FUND	\$495.28
				RANCHO CORDOVA PD	\$1,222.54



State of California
ASSET FORFEITURE REPORT - 2007

Table 3

Admin Number	Docket Number	Amount Forfeited	Date Disbursed	Recipient	Amount Disbursed
				SACRAMENTO CO SO	\$118.84
06321	SSD-04-12102	\$488.67	1/16/2007		
				CDAA	\$4.89
				DA OFFICE	\$48.87
				GENERAL FUND	\$117.28
				SACRAMENTO CO SO	\$317.63
06322	SSD-06-37720	\$3,569.67	1/16/2007		
				CDAA	\$35.70
				DA OFFICE	\$356.97
				GENERAL FUND	\$856.72
				SACRAMENTO CO SO	\$2,320.28
06324	SSD-06-49287	\$431.07	1/16/2007		
				CDAA	\$4.31
				DA OFFICE	\$43.11
				GENERAL FUND	\$103.46
				SACRAMENTO CO SO	\$280.19
06325	SSD-06-49901	\$626.67	1/16/2007		
				CDAA	\$6.27
				DA OFFICE	\$62.67
				GENERAL FUND	\$150.40
				SACRAMENTO CO SO	\$407.33
06326	SSD-06-49985	\$17,144.67	1/16/2007		
				CDAA	\$171.45
				DA OFFICE	\$1,714.47
				GENERAL FUND	\$4,114.72
				SACRAMENTO CO SO	\$11,144.03
06327	SSD-06-50475	\$573.67	1/16/2007		
				CDAA	\$5.74
				DA OFFICE	\$57.37
				GENERAL FUND	\$137.68
				SACRAMENTO CO SO	\$372.88
06329	SPD-06259616	\$1,064.67	1/16/2007		
				CDAA	\$10.65
				DA OFFICE	\$106.47
				GENERAL FUND	\$255.52
				SACRAMENTO PD	\$692.03
06330	SSD-06-51606	\$2,223.67	1/16/2007		
				CDAA	\$22.24
				DA OFFICE	\$222.37
				GENERAL FUND	\$533.68
				SACRAMENTO CO SO	\$1,445.38
06331	SPD-06265768	\$1,376.67	1/16/2007		
				CDAA	\$13.77
				DA OFFICE	\$137.67
				GENERAL FUND	\$330.40
				SACRAMENTO PD	\$894.83



State of California
ASSET FORFEITURE REPORT - 2007

Table 3

Admin Number	Docket Number	Amount Forfeited	Date Disbursed	Recipient	Amount Disbursed
06333	SPD-06268275	\$1,405.67	1/16/2007	CDA	\$14.06
				DA OFFICE	\$140.57
				GENERAL FUND	\$337.36
				SACRAMENTO PD	\$913.68
06334	SPD-06270108	\$1,978.43	4/10/2007	CDA	\$19.78
				DA OFFICE	\$197.84
				GENERAL FUND	\$474.82
				SACRAMENTO PD	\$1,285.99
06335	SSD-06-53246	\$3,029.67	1/16/2007	CDA	\$30.30
				DA OFFICE	\$302.97
				GENERAL FUND	\$727.12
				SACRAMENTO CO SO	\$1,969.28
06336	SPD-06271020	\$1,867.67	1/16/2007	CDA	\$18.68
				DA OFFICE	\$186.77
				GENERAL FUND	\$448.24
				SACRAMENTO PD	\$1,213.98
06337	NHP-21955BM	\$1,554.67	9/25/2007	CDA	\$15.55
				CHP-NORTH SACRAMENTO	\$1,010.53
				DA OFFICE	\$155.47
				GENERAL FUND	\$373.12
06338	SSD-06-53392	\$1,017.67	1/16/2007	CDA	\$10.18
				DA OFFICE	\$101.77
				GENERAL FUND	\$244.24
				SACRAMENTO CO SO	\$661.48
06339	NHP-20571BM	\$968.67	2/13/2007	CDA	\$9.69
				CHP-NORTH SACRAMENTO	\$629.63
				DA OFFICE	\$96.87
				GENERAL FUND	\$232.48
06340	SSD-06-53603	\$606.67	2/13/2007	CDA	\$6.07
				DA OFFICE	\$60.67
				GENERAL FUND	\$145.60
				RANCHO CORDOVA PD	\$275.49
06341	SSD-06-54611	\$1,682.67	2/13/2007	SACRAMENTO CO SO	\$118.84
				CDA	\$16.83
				DA OFFICE	\$168.27
				GENERAL FUND	\$403.84
				SACRAMENTO CO SO	\$1,093.73



State of California
ASSET FORFEITURE REPORT - 2007

Table 3

Admin Number	Docket Number	Amount Forfeited	Date Disbursed	Recipient	Amount Disbursed
06342	SSD-06-54812	\$2,598.67	2/13/2007	CDA A	\$25.99
				DA OFFICE	\$259.87
				GENERAL FUND	\$623.68
				SACRAMENTO CO SO	\$1,689.13
06343	SSD-06-54825	\$681.67	2/13/2007	CDA A	\$6.82
				DA OFFICE	\$68.17
				GENERAL FUND	\$163.60
				SACRAMENTO CO SO	\$443.08
06344	SSD-06-54844	\$5,564.67	4/10/2007	CDA A	\$55.65
				DA OFFICE	\$556.47
				GENERAL FUND	\$1,335.52
				SACRAMENTO CO SO	\$3,617.03
06345	SPD-06286504	\$1,227.67	2/13/2007	CDA A	\$12.28
				DA OFFICE	\$122.77
				GENERAL FUND	\$294.64
				SACRAMENTO PD	\$797.98
06346	SSD-06-55514	\$516.67	2/13/2007	CDA A	\$5.17
				DA OFFICE	\$51.66
				GENERAL FUND	\$124.00
				SACRAMENTO CO SO	\$335.84
06347	SPD-06288525	\$4,947.67	2/13/2007	CDA A	\$49.48
				DA OFFICE	\$494.77
				GENERAL FUND	\$1,187.44
				SACRAMENTO PD	\$3,215.98
06348	SSD-06-55783	\$535.67	2/13/2007	CDA A	\$5.36
				DA OFFICE	\$53.57
				GENERAL FUND	\$128.56
				SACRAMENTO CO SO	\$348.18
06349	SPD-06289423	\$3,246.67	2/13/2007	CDA A	\$32.47
				DA OFFICE	\$324.67
				GENERAL FUND	\$779.20
				SACRAMENTO PD	\$2,110.33
06350	SSD-06-56022	\$1,626.17	2/13/2007	CDA A	\$16.26
				DA OFFICE	\$162.62
				GENERAL FUND	\$390.28
				SACRAMENTO CO SO	\$1,057.01
06351	SPD-06150590	\$1,944.67	2/13/2007	CDA A	\$19.45



State of California
ASSET FORFEITURE REPORT - 2007

Table 3

Admin Number	Docket Number	Amount Forfeited	Date Disbursed	Recipient	Amount Disbursed
				DA OFFICE	\$194.47
				GENERAL FUND	\$466.72
				SACRAMENTO PD	\$1,264.03
06352	SPD-06241464	\$1,405.67	2/13/2007		
				CDAA	\$14.06
				DA OFFICE	\$140.57
				GENERAL FUND	\$337.36
				SACRAMENTO CO SO	\$913.68
06353	SSD-06-56168	\$719.67	2/13/2007		
				CDAA	\$7.20
				DA OFFICE	\$71.97
				GENERAL FUND	\$172.72
				SACRAMENTO CO SO	\$467.78
06354	SPD-06293155	\$554.67	2/13/2007		
				CDAA	\$5.55
				DA OFFICE	\$55.47
				GENERAL FUND	\$133.12
				SACRAMENTO PD	\$360.53
06355	SPD-06296206	\$537.67	2/13/2007		
				CDAA	\$5.38
				DA OFFICE	\$53.77
				GENERAL FUND	\$129.04
				SACRAMENTO PD	\$349.48
06356	SSD-05-56931	\$367.67	2/13/2007		
				CDAA	\$3.68
				DA OFFICE	\$36.77
				GENERAL FUND	\$88.24
				SACRAMENTO CO SO	\$238.98
06357	SSD-06-56956	\$972.67	2/13/2007		
				CDAA	\$9.73
				DA OFFICE	\$97.27
				GENERAL FUND	\$233.44
				SACRAMENTO CO SO	\$632.23
06359	SPD-06296810	\$29,166.08	9/25/2007		
				CDAA	\$291.66
				DA OFFICE	\$2,916.61
				GENERAL FUND	\$6,999.86
				SACRAMENTO PD	\$18,957.95
06361	SPD-06322688	\$1,491.67	2/13/2007		
				CDAA	\$14.92
				DA OFFICE	\$149.17
				GENERAL FUND	\$358.00
				SACRAMENTO PD	\$969.58
06362	SPD-06303173	\$561.67	2/13/2007		
				CDAA	\$5.62
				DA OFFICE	\$56.17
				GENERAL FUND	\$134.80



State of California
ASSET FORFEITURE REPORT - 2007

Table 3

Admin Number	Docket Number	Amount Forfeited	Date Disbursed	Recipient	Amount Disbursed
				SACRAMENTO PD	\$365.08
06363	SSD-06-58059	\$1,827.67	2/13/2007	CDA A	\$18.28
				DA OFFICE	\$182.77
				GENERAL FUND	\$438.64
				SACRAMENTO CO SO	\$1,187.98
06364	SSD-06-58396	\$787.67	2/13/2007	CDA A	\$7.88
				DA OFFICE	\$78.77
				GENERAL FUND	\$189.04
				SACRAMENTO CO SO	\$511.98
06365	SSD-06-58580	\$505.67	2/13/2007	CDA A	\$5.06
				DA OFFICE	\$50.57
				GENERAL FUND	\$121.36
				SACRAMENTO CO SO	\$328.68
06366	SSD-06-58751	\$5,262.67	2/13/2007	CDA A	\$52.63
				DA OFFICE	\$526.27
				GENERAL FUND	\$1,263.04
				SACRAMENTO CO SO	\$3,420.73
06368	SSD-06-59336	\$388.67	2/13/2007	CDA A	\$3.89
				DA OFFICE	\$38.87
				GENERAL FUND	\$93.28
				SACRAMENTO CO SO	\$252.63
06371	SSD-06-59789	\$617.67	2/13/2007	CDA A	\$6.18
				DA OFFICE	\$61.77
				GENERAL FUND	\$148.24
				SACRAMENTO CO SO	\$401.48
06372	SSD-06-59803	\$1,877.67	2/13/2007	CDA A	\$18.78
				DA OFFICE	\$187.77
				GENERAL FUND	\$450.64
				RANCHO CORDOVA PD	\$1,101.64
				SACRAMENTO CO SO	\$118.84
06373	SSD-06-59832	\$565.67	2/13/2007	CDA A	\$5.66
				DA OFFICE	\$56.57
				GENERAL FUND	\$135.76
				RANCHO CORDOVA PD	\$248.84
				SACRAMENTO CO SO	\$118.84
06374	SSD-06-59824	\$3,465.67	2/13/2007	CDA A	\$34.66
				DA OFFICE	\$346.57
				GENERAL FUND	\$831.76



State of California
ASSET FORFEITURE REPORT - 2007

Table 3

Admin Number	Docket Number	Amount Forfeited	Date Disbursed	Recipient	Amount Disbursed
				SACRAMENTO CO SO	\$2,252.68
06375	SSD-06-59980	\$503.67	2/13/2007		
				CDA A	\$5.04
				DA OFFICE	\$50.37
				GENERAL FUND	\$120.88
				SACRAMENTO CO SO	\$327.38
06376	SPD-06317043	\$939.67	2/13/2007		
				CDA A	\$9.40
				DA OFFICE	\$93.97
				GENERAL FUND	\$225.52
				SACRAMENTO PD	\$610.78
06377	SSD-06-60019	\$1,108.88	6/13/2007		
				CDA A	\$11.09
				DA OFFICE	\$110.89
				GENERAL FUND	\$266.13
				SACRAMENTO CO SO	\$720.77
06378	SPD-06317582	\$1,110.67	2/13/2007		
				CDA A	\$11.11
				DA OFFICE	\$111.07
				GENERAL FUND	\$266.56
				SACRAMENTO PD	\$721.93
06379	SSD-06-60119	\$717.67	10/19/2007		
				CDA A	\$7.18
				DA OFFICE	\$71.77
				GENERAL FUND	\$172.24
				SACRAMENTO CO SO	\$466.48
06380	SPD-06318161	\$4,446.67	2/13/2007		
				CDA A	\$44.47
				DA OFFICE	\$444.67
				GENERAL FUND	\$1,067.20
				SACRAMENTO PD	\$2,890.33
06381	SSD-06-60907	\$647.67	2/13/2007		
				CDA A	\$6.48
				DA OFFICE	\$64.77
				GENERAL FUND	\$155.44
				RANCHO CORDOVA PD	\$302.14
				SACRAMENTO CO SO	\$118.84
06383	SPD-06326172	\$443.67	12/14/2007		
				CDA A	\$4.44
				DA OFFICE	\$44.37
				GENERAL FUND	\$106.48
				SACRAMENTO PD	\$288.38
06385	SSD-06-62057	\$768.67	2/13/2007		
				CDA A	\$7.69
				DA OFFICE	\$76.87
				GENERAL FUND	\$184.48
				SACRAMENTO CO SO	\$499.63



State of California
ASSET FORFEITURE REPORT - 2007

Table 3

Admin Number	Docket Number	Amount Forfeited	Date Disbursed	Recipient	Amount Disbursed
06386	SSD-06-62067	\$557.67	9/25/2007	CDAA	\$5.58
				DA OFFICE	\$55.77
				GENERAL FUND	\$133.84
				RANCHO CORDOVA PD	\$243.64
				SACRAMENTO CO SO	\$118.84
06388	BNE-06-50	\$43,568.67	9/25/2007	CA DOJ-BNE SACRAMENTO	\$14,159.82
				CDAA	\$435.69
				DA OFFICE	\$4,356.87
				ELK GROVE PD	\$2,831.96
				GENERAL FUND	\$10,456.48
				YOLO NARC ENF TEAM	\$11,327.85
06389	BNE-06-50	\$2,899.67	7/11/2007	CA DOJ-BNE SACRAMENTO	\$1,884.78
				CDAA	\$29.00
				DA OFFICE	\$289.97
				GENERAL FUND	\$695.92
06390	BNE-06-50	\$1,837.67	3/9/2007	CA DOJ-BNE SACRAMENTO	\$1,194.48
				CDAA	\$18.38
				DA OFFICE	\$183.77
				GENERAL FUND	\$441.04
06391	BNE-06-50	\$9,917.67	8/10/2007	CA DOJ-BNE SACRAMENTO	\$6,446.48
				CDAA	\$99.18
				DA OFFICE	\$991.77
				GENERAL FUND	\$2,380.24
07001	SSD-06-6548	\$12,093.67	12/14/2007	CDAA	\$120.93
				DA OFFICE	\$1,209.37
				GENERAL FUND	\$2,902.48
				SACRAMENTO CO SO	\$7,860.89
07002	EGP-06-5616	\$689.67	6/13/2007	CDAA	\$6.90
				DA OFFICE	\$68.97
				ELK GROVE PD	\$448.28
				GENERAL FUND	\$165.52
07003	SSD-06-69643	\$2,402.00	6/13/2007	SAC CO DIV REV RECOVERY	\$2,402.00
07004	SSD-06-69752	\$4,007.67	8/10/2007	CDAA	\$40.08
				DA OFFICE	\$400.77
				GENERAL FUND	\$961.84
				SACRAMENTO CO SO	\$2,604.98
07005	SSD-06-71516	\$396.67	12/14/2007	CDAA	\$3.97



State of California
ASSET FORFEITURE REPORT - 2007

Table 3

Admin Number	Docket Number	Amount Forfeited	Date Disbursed	Recipient	Amount Disbursed
				DA OFFICE	\$39.67
				GENERAL FUND	\$95.20
				SACRAMENTO CO SO	\$257.83
07006	SSD-06-73835	\$1,482.00	8/10/2007		
				SAC CO DIV REV RECOVERY	\$1,482.00
07007	SSD-06-39718	\$40,947.17	11/9/2007		
				CDA A	\$409.47
				DA OFFICE	\$4,094.72
				GENERAL FUND	\$9,827.32
				SACRAMENTO CO SO	\$26,615.66
07009	SSD-06-64941	\$1,017.67	9/25/2007		
				CDA A	\$10.18
				DA OFFICE	\$101.77
				GENERAL FUND	\$244.24
				SACRAMENTO CO SO	\$661.48
07010	SSD-06-64330	\$755.67	10/19/2007		
				CDA A	\$7.56
				DA OFFICE	\$75.57
				GENERAL FUND	\$181.36
				SACRAMENTO CO SO	\$491.18
07012	SSD-06-76593	\$1,178.67	5/11/2007		
				CDA A	\$11.79
				DA OFFICE	\$117.87
				GENERAL FUND	\$282.88
				SACRAMENTO CO SO	\$766.13
07014	YO06-135-O	\$1,667.67	3/9/2007		
				CDA A	\$16.68
				DA OFFICE	\$166.77
				GENERAL FUND	\$400.24
				YOLO NARC ENF TEAM	\$1,083.98
07015	SPD-06249562	\$1,049.67	3/9/2007		
				CDA A	\$10.50
				DA OFFICE	\$104.97
				GENERAL FUND	\$251.92
				SACRAMENTO PD	\$682.28
07017	SPD-06268274	\$1,277.67	3/9/2007		
				CDA A	\$12.78
				DA OFFICE	\$127.77
				GENERAL FUND	\$306.64
				SACRAMENTO PD	\$830.48
07018	CHC-06-2446	\$2,116.72	8/10/2007		
				CDA A	\$21.17
				CITRUS HEIGHTS PD	\$1,375.87
				DA OFFICE	\$211.67
				GENERAL FUND	\$508.01
07019	SPD-06299858	\$465.67	3/9/2007		
				CDA A	\$4.66



State of California
ASSET FORFEITURE REPORT - 2007

Table 3

Admin Number	Docket Number	Amount Forfeited	Date Disbursed	Recipient	Amount Disbursed
				DA OFFICE	\$46.57
				GENERAL FUND	\$111.76
				SACRAMENTO PD	\$302.68
07020	EGP-06-4441	\$174.67	3/9/2007		
				CDAA	\$1.75
				DA OFFICE	\$17.47
				ELK GROVE PD	\$113.53
				GENERAL FUND	\$41.92
07021	SPD-06324575	\$2,932.67	3/9/2007		
				CDAA	\$29.33
				DA OFFICE	\$293.27
				GENERAL FUND	\$703.84
				SACRAMENTO PD	\$1,906.23
07022	SSD-06-62280	\$441.67	3/9/2007		
				CDAA	\$4.42
				DA OFFICE	\$44.17
				GENERAL FUND	\$106.00
				SACRAMENTO CO SO	\$287.08
07023	EGP-06-4855	\$26,271.59	4/10/2007		
				CDAA	\$262.72
				DA OFFICE	\$2,627.16
				ELK GROVE PD	\$17,076.53
				GENERAL FUND	\$6,305.18
07024	SSD-06-62210	\$25,338.75	6/13/2007		
				CDAA	\$253.39
				DA OFFICE	\$2,533.87
				GENERAL FUND	\$6,081.30
				SACRAMENTO CO SO	\$16,470.19
07025	SSD-06-70704	\$6,217.67	8/10/2007		
				CDAA	\$62.18
				DA OFFICE	\$621.77
				GENERAL FUND	\$1,492.24
				SACRAMENTO CO SO	\$4,041.48
07026	SHP-06252171	\$444.67	4/10/2007		
				CDAA	\$4.45
				CHP-SOUTH SACRAMENTO	\$289.03
				DA OFFICE	\$44.47
				GENERAL FUND	\$106.72
07027	SSD-06-62757	\$645.67	4/10/2007		
				CDAA	\$6.46
				DA OFFICE	\$64.57
				GENERAL FUND	\$154.96
				SACRAMENTO CO SO	\$419.68
07028	SSD-06-63035	\$1,231.67	4/10/2007		
				CDAA	\$12.32
				DA OFFICE	\$123.17
				GENERAL FUND	\$295.60



State of California
ASSET FORFEITURE REPORT - 2007

Table 3

Admin Number	Docket Number	Amount Forfeited	Date Disbursed	Recipient	Amount Disbursed
				SACRAMENTO CO SO	\$800.58
07029	SSD-06-63242	\$875.67	4/10/2007		
				CDAA	\$8.76
				DA OFFICE	\$87.57
				GENERAL FUND	\$210.16
				SACRAMENTO CO SO	\$569.18
07030	SSD-06-63241	\$34,396.67	9/25/2007		
				CDAA	\$343.97
				DA OFFICE	\$3,439.67
				GENERAL FUND	\$8,255.20
				SACRAMENTO CO SO	\$22,357.83
07031	SSD-06-63759	\$777.67	4/10/2007		
				CDAA	\$7.78
				DA OFFICE	\$77.77
				GENERAL FUND	\$186.64
				SACRAMENTO CO SO	\$505.48
07032	SSD-06-64651	\$612.67	4/10/2007		
				CDAA	\$6.13
				DA OFFICE	\$61.27
				GENERAL FUND	\$147.04
				SACRAMENTO CO SO	\$118.84
				SACRAMENTO PROBATION	\$279.39
07033	SSD-06-64686	\$717.67	4/10/2007		
				CDAA	\$7.18
				DA OFFICE	\$71.77
				GENERAL FUND	\$172.24
				SACRAMENTO CO SO	\$466.48
07034	SSD-06-65183	\$5,137.67	4/10/2007		
				CDAA	\$51.38
				DA OFFICE	\$513.77
				GENERAL FUND	\$1,233.04
				SACRAMENTO CO SO	\$3,339.48
07035	SSD-06-65769	\$872.67	4/10/2007		
				CDAA	\$8.73
				DA OFFICE	\$87.27
				GENERAL FUND	\$209.44
				SACRAMENTO CO SO	\$567.23
07036	SPD-06356455	\$957.67	4/10/2007		
				CDAA	\$9.58
				DA OFFICE	\$95.77
				GENERAL FUND	\$229.84
				SACRAMENTO PD	\$622.48
07037	SSD-06-66458	\$442.67	4/10/2007		
				CDAA	\$4.43
				DA OFFICE	\$44.27
				GENERAL FUND	\$106.24
				SACRAMENTO CO SO	\$287.73



State of California
ASSET FORFEITURE REPORT - 2007

Table 3

Admin Number	Docket Number	Amount Forfeited	Date Disbursed	Recipient	Amount Disbursed
07038	SPD-06362712	\$1,199.67	4/10/2007	CDA DA OFFICE GENERAL FUND SACRAMENTO PD	\$12.00 \$119.97 \$287.92 \$779.78
07039	NHP-76821CQ	\$1,768.67	4/10/2007	CDA CHP-NORTH SACRAMENTO DA OFFICE GENERAL FUND	\$17.69 \$1,149.63 \$176.87 \$424.48
07040	SPD-06378652	\$2,736.34	4/10/2007	CDA DA OFFICE GENERAL FUND SACRAMENTO PD	\$27.36 \$273.63 \$656.72 \$1,778.63
07041	SSD-06-68067	\$1,117.67	4/10/2007	CDA DA OFFICE GENERAL FUND SACRAMENTO CO SO	\$11.18 \$111.77 \$268.24 \$726.48
07042	SSD-06-68429	\$421.67	4/10/2007	CDA DA OFFICE GENERAL FUND SACRAMENTO CO SO	\$4.22 \$42.17 \$101.20 \$274.08
07043	SSD-06-68407	\$1,489.67	7/11/2007	CDA DA OFFICE GENERAL FUND SACRAMENTO CO SO	\$14.90 \$148.97 \$357.52 \$968.28
07044	SSD-06-66382	\$729.67	4/10/2007	CDA DA OFFICE GENERAL FUND SACRAMENTO CO SO	\$7.30 \$72.97 \$175.12 \$474.28
07045	SSD-06-66406	\$768.67	4/10/2007	CDA DA OFFICE GENERAL FUND SACRAMENTO CO SO	\$7.69 \$76.87 \$184.48 \$499.63
07046	SSD-06-66659	\$859.67	4/10/2007	CDA DA OFFICE GENERAL FUND SACRAMENTO CO SO	\$8.60 \$85.97 \$206.32 \$558.78
07047	SSD-06-66684	\$4,557.67	4/10/2007	CDA	\$45.58



State of California
ASSET FORFEITURE REPORT - 2007

Table 3

Admin Number	Docket Number	Amount Forfeited	Date Disbursed	Recipient	Amount Disbursed
				DA OFFICE	\$455.77
				GENERAL FUND	\$1,093.84
				SACRAMENTO CO SO	\$2,962.48
07048	SSD-06-66914	\$566.67	4/10/2007		
				CDAA	\$5.67
				DA OFFICE	\$56.67
				GENERAL FUND	\$136.00
				SACRAMENTO CO SO	\$368.33
07049	YO06-247-D	\$14,101.67	4/10/2007		
				CDAA	\$141.02
				DA OFFICE	\$1,410.17
				GENERAL FUND	\$3,384.40
				YOLO NARC ENF TEAM	\$9,166.08
07050	SSD-06-66216	\$449.67	4/10/2007		
				CDAA	\$4.50
				DA OFFICE	\$44.97
				GENERAL FUND	\$107.92
				SACRAMENTO CO SO	\$292.28
07051	SSD-06-68365	\$725.67	4/10/2007		
				CDAA	\$7.26
				DA OFFICE	\$72.57
				GENERAL FUND	\$174.16
				RANCHO CORDOVA PD	\$352.84
				SACRAMENTO CO SO	\$118.84
07052	SSD-06-68938	\$8,761.67	4/10/2007		
				CDAA	\$87.62
				DA OFFICE	\$876.17
				GENERAL FUND	\$2,102.80
				SACRAMENTO CO SO	\$5,695.08
07053	SSD-06-68898	\$558.00	6/13/2007		
				SAC CO DIV REV RECOVERY	\$558.00
07054	SSD-06-69090	\$1,396.67	4/10/2007		
				CDAA	\$13.97
				DA OFFICE	\$139.67
				GENERAL FUND	\$335.20
				SACRAMENTO CO SO	\$907.83
07055	SSD-06-69133	\$447.67	4/10/2007		
				CDAA	\$4.48
				DA OFFICE	\$44.77
				GENERAL FUND	\$107.44
				SACRAMENTO CO SO	\$290.98
07056	SSD-06-69363	\$2,377.67	5/11/2007		
				CDAA	\$23.78
				DA OFFICE	\$237.77
				GENERAL FUND	\$570.64
				SACRAMENTO CO SO	\$1,545.48



State of California
ASSET FORFEITURE REPORT - 2007

Table 3

Admin Number	Docket Number	Amount Forfeited	Date Disbursed	Recipient	Amount Disbursed
07057	SSD-06-69380	\$703.67	5/11/2007	CDA A	\$7.04
				DA OFFICE	\$70.37
				GENERAL FUND	\$168.88
				SACRAMENTO CO SO	\$457.38
07058	SPD-06384693	\$3,509.67	9/25/2007	CDA A	\$35.10
				DA OFFICE	\$350.97
				GENERAL FUND	\$842.32
				SACRAMENTO PD	\$2,281.28
07059	SSD-06-71008	\$479.67	5/11/2007	CDA A	\$4.80
				DA OFFICE	\$47.97
				GENERAL FUND	\$115.12
				SACRAMENTO CO SO	\$311.78
07060	P06-098-OC	\$1,089.67	5/11/2007	CDA A	\$10.90
				DA OFFICE	\$108.97
				GENERAL FUND	\$261.52
				PLACER CO SIU	\$708.28
07062	SSD-06-71547	\$417.67	5/11/2007	CDA A	\$4.18
				DA OFFICE	\$41.77
				GENERAL FUND	\$100.24
				SACRAMENTO CO SO	\$271.48
07063	SPD-06400215	\$8,858.40	4/10/2007	CDA A	\$88.58
				DA OFFICE	\$885.84
				GENERAL FUND	\$2,126.02
				SACRAMENTO PD	\$5,757.96
07064	SSD-06-73176	\$567.67	5/11/2007	CDA A	\$5.68
				DA OFFICE	\$56.77
				GENERAL FUND	\$136.24
				RANCHO CORDOVA PD	\$250.14
				SACRAMENTO CO SO	\$118.84
07065	SSD-06-73679	\$440.67	5/11/2007	CDA A	\$4.41
				DA OFFICE	\$44.07
				GENERAL FUND	\$105.76
				SACRAMENTO CO SO	\$286.43
07066	SSD-06-73803	\$1,504.67	5/11/2007	CDA A	\$15.05
				DA OFFICE	\$150.47
				GENERAL FUND	\$361.12
				SACRAMENTO CO SO	\$978.03



State of California
ASSET FORFEITURE REPORT - 2007

Table 3

Admin Number	Docket Number	Amount Forfeited	Date Disbursed	Recipient	Amount Disbursed
07067	SSD-06-74911	\$3,557.67	9/25/2007	CDAA	\$35.58
				DA OFFICE	\$355.77
				GENERAL FUND	\$853.84
				SACRAMENTO CO SO	\$2,312.48
07068	EGP-06-6309	\$2,314.67	5/11/2007	CDAA	\$23.15
				DA OFFICE	\$231.47
				ELK GROVE PD	\$1,504.53
				GENERAL FUND	\$555.52
07069	SPD-06353835	\$8,521.67	5/11/2007	CDAA	\$85.22
				DA OFFICE	\$852.17
				GENERAL FUND	\$2,045.20
				SACRAMENTO PD	\$5,539.08
07070	NHP-83534CQ	\$1,512.67	5/11/2007	CDAA	\$15.13
				CHP-NORTH SACRAMENTO	\$983.23
				DA OFFICE	\$151.27
				GENERAL FUND	\$363.04
07071	YO06-258-O	\$10,505.67	8/10/2007	CDAA	\$105.06
				DA OFFICE	\$1,050.57
				GENERAL FUND	\$2,521.36
				YOLO NARC ENF TEAM	\$6,828.68
07072	SPD-06454402	\$4,638.67	5/11/2007	CDAA	\$46.39
				DA OFFICE	\$463.87
				GENERAL FUND	\$1,113.28
				SACRAMENTO PD	\$3,015.13
07073	YO06-252-O	\$2,896.67	9/25/2007	CDAA	\$28.97
				DA OFFICE	\$289.67
				GENERAL FUND	\$695.20
				YOLO NARC ENF TEAM	\$1,882.83
07074	EGP-06-4594	\$1,171.67	5/11/2007	CDAA	\$11.72
				DA OFFICE	\$117.17
				ELK GROVE PD	\$761.58
				GENERAL FUND	\$281.20
07075	SPD-06334039	\$638.67	5/11/2007	CDAA	\$6.39
				DA OFFICE	\$63.87
				GENERAL FUND	\$153.28
				SACRAMENTO PD	\$415.13
07076	SPD-06352855	\$815.26	5/11/2007	CDAA	\$8.15



State of California
ASSET FORFEITURE REPORT - 2007

Table 3

Admin Number	Docket Number	Amount Forfeited	Date Disbursed	Recipient	Amount Disbursed
				DA OFFICE	\$81.53
				GENERAL FUND	\$195.66
				SACRAMENTO PD	\$529.92
07077	SPD-06374785	\$481.67	5/11/2007		
				CDAA	\$4.82
				DA OFFICE	\$48.17
				GENERAL FUND	\$115.60
				SACRAMENTO PD	\$313.08
07078	SSD-06-69151	\$1,357.67	5/11/2007		
				CDAA	\$13.58
				DA OFFICE	\$135.77
				GENERAL FUND	\$325.84
				SACRAMENTO CO SO	\$882.48
07079	SPD-06388353	\$849.62	5/11/2007		
				CDAA	\$8.50
				DA OFFICE	\$84.96
				GENERAL FUND	\$203.91
				SACRAMENTO PD	\$552.25
07080	SSD-06-70326	\$852.67	5/11/2007		
				CDAA	\$8.53
				DA OFFICE	\$85.27
				GENERAL FUND	\$204.64
				SACRAMENTO CO SO	\$554.23
07081	SSD-06-72744	\$921.67	5/11/2007		
				CDAA	\$9.22
				DA OFFICE	\$92.17
				GENERAL FUND	\$221.20
				SACRAMENTO CO SO	\$599.08
07082	SSD-06-75413	\$397.67	5/11/2007		
				CDAA	\$3.98
				DA OFFICE	\$39.77
				GENERAL FUND	\$95.44
				SACRAMENTO CO SO	\$258.48
07084	SSD-06-75743	\$428.67	5/11/2007		
				CDAA	\$4.29
				DA OFFICE	\$42.87
				GENERAL FUND	\$102.88
				SACRAMENTO CO SO	\$278.63
07085	SPD-06426618	\$221.67	5/11/2007		
				CDAA	\$2.22
				DA OFFICE	\$22.17
				GENERAL FUND	\$53.20
				SACRAMENTO PD	\$144.08
07086	SPD-06389268	\$1,426.67	5/11/2007		
				CDAA	\$14.27
				DA OFFICE	\$142.67
				GENERAL FUND	\$342.40



State of California
ASSET FORFEITURE REPORT - 2007

Table 3

Admin Number	Docket Number	Amount Forfeited	Date Disbursed	Recipient	Amount Disbursed
				SACRAMENTO PD	\$927.33
07087	SPD-06418295	\$3,086.67	5/11/2007		
				CDAA	\$30.87
				DA OFFICE	\$308.67
				GENERAL FUND	\$740.80
				SACRAMENTO PD	\$2,006.33
07088	SSD-06-76387	\$3,365.67	5/11/2007		
				CDAA	\$33.66
				DA OFFICE	\$336.57
				GENERAL FUND	\$807.76
				SACRAMENTO CO SO	\$2,187.68
07089	SSD-06-76672	\$4,149.67	11/9/2007		
				CDAA	\$41.50
				DA OFFICE	\$414.97
				GENERAL FUND	\$995.92
				SACRAMENTO CO SO	\$1,348.64
				SACRAMENTO PD	\$1,348.64
07090	SPD-07-4495	\$3,968.67	5/11/2007		
				CDAA	\$39.69
				DA OFFICE	\$396.87
				GENERAL FUND	\$952.48
				SACRAMENTO PD	\$2,579.63
07092	SSD-06-55474	\$632.67	5/11/2007		
				CDAA	\$6.33
				DA OFFICE	\$63.27
				GENERAL FUND	\$151.84
				SACRAMENTO CO SO	\$411.23
07093	EGP-06-2236	\$1,376.67	5/11/2007		
				CDAA	\$13.77
				DA OFFICE	\$137.67
				ELK GROVE PD	\$894.83
				GENERAL FUND	\$330.40
07094	EGP-06-2509	\$2,762.67	5/11/2007		
				CDAA	\$27.63
				DA OFFICE	\$276.27
				ELK GROVE PD	\$1,795.73
				GENERAL FUND	\$663.04
07095	SSD-06-60017	\$1,587.67	5/11/2007		
				CDAA	\$15.88
				DA OFFICE	\$158.77
				GENERAL FUND	\$381.04
				SACRAMENTO CO SO	\$1,031.98
07097	EGP-07-1023	\$4,417.67	5/11/2007		
				CDAA	\$44.18
				DA OFFICE	\$441.77
				ELK GROVE PD	\$2,871.48
				GENERAL FUND	\$1,060.24



State of California
ASSET FORFEITURE REPORT - 2007

Table 3

Admin Number	Docket Number	Amount Forfeited	Date Disbursed	Recipient	Amount Disbursed
07098	SSD-06-55774	\$151.67	5/11/2007	CDAA	\$1.52
				DA OFFICE	\$15.17
				GENERAL FUND	\$36.40
				SACRAMENTO CO SO	\$98.58
07099	SSD-06-76366	\$370.67	5/11/2007	CDAA	\$3.71
				DA OFFICE	\$37.07
				GENERAL FUND	\$88.96
				SACRAMENTO CO SO	\$240.93
07101	SSD-05-42802	\$1,012.67	5/11/2007	CDAA	\$10.13
				DA OFFICE	\$101.27
				GENERAL FUND	\$243.04
				RANCHO CORDOVA PD	\$539.39
				SACRAMENTO CO SO	\$118.84
07102	CCH-06-4024	\$1,821.00	6/13/2007	SAC CO DIV REV RECOVERY	\$1,821.00
07103	EGP-06-6859	\$464.67	5/11/2007	CDAA	\$4.65
				DA OFFICE	\$46.47
				ELK GROVE PD	\$302.03
				GENERAL FUND	\$111.52
07104	SSD-06-76667	\$691.67	5/11/2007	CDAA	\$6.92
				DA OFFICE	\$69.17
				GENERAL FUND	\$166.00
				SACRAMENTO CO SO	\$449.58
07105	SSD-06-80333	\$638.67	5/11/2007	CDAA	\$6.39
				DA OFFICE	\$63.87
				GENERAL FUND	\$153.28
				SACRAMENTO CO SO	\$415.13
07106	SPD-07-36304	\$1,503.67	11/9/2007	CDAA	\$15.04
				DA OFFICE	\$150.37
				GENERAL FUND	\$360.88
				SACRAMENTO PD	\$977.38
07109	SSD-06-77839	\$455.00	6/13/2007	SAC CO DIV REV RECOVERY	\$455.00
07110	SSD-06-78739	\$4,917.67	8/10/2007	CDAA	\$49.18
				DA OFFICE	\$491.77
				GENERAL FUND	\$1,180.24
				SACRAMENTO CO SO	\$3,196.48
07111	SSD-06-80308	\$3,183.67	5/11/2007	CDAA	\$31.84



State of California
ASSET FORFEITURE REPORT - 2007

Table 3

Admin Number	Docket Number	Amount Forfeited	Date Disbursed	Recipient	Amount Disbursed
				DA OFFICE	\$318.37
				GENERAL FUND	\$764.08
				SACRAMENTO CO SO	\$2,069.38
07112	SSD-07-394	\$1,113.67	5/11/2007		
				CDAA	\$11.14
				DA OFFICE	\$111.37
				GENERAL FUND	\$267.28
				SACRAMENTO CO SO	\$723.88
07113	SSD-06-78007	\$1,232.67	6/13/2007		
				CDAA	\$12.33
				DA OFFICE	\$123.27
				GENERAL FUND	\$295.84
				SACRAMENTO CO SO	\$801.23
07114	SSD-06-80323	\$482.67	6/13/2007		
				CDAA	\$4.83
				DA OFFICE	\$48.27
				GENERAL FUND	\$115.84
				SACRAMENTO CO SO	\$313.73
07115	SSD-07-646	\$388.67	6/13/2007		
				CDAA	\$3.89
				DA OFFICE	\$38.87
				GENERAL FUND	\$93.28
				SACRAMENTO CO SO	\$252.63
07116	SSD-05-46227	\$763.92	6/13/2007		
				CDAA	\$7.64
				DA OFFICE	\$76.39
				GENERAL FUND	\$183.34
				SACRAMENTO CO SO	\$496.55
07117	SSD-06-77862	\$110.00	5/11/2007		
				SAC CO DIV REV RECOVERY	\$110.00
07118	SSD-07-3580	\$4,742.67	9/25/2007		
				CDAA	\$47.42
				DA OFFICE	\$474.27
				GENERAL FUND	\$1,138.24
				SACRAMENTO CO SO	\$3,082.74
07120	NHP-77572CQ	\$2,313.17	6/13/2007		
				CDAA	\$23.13
				CHP-NORTH SACRAMENTO	\$1,503.56
				DA OFFICE	\$231.32
				GENERAL FUND	\$555.16
07121	EGP-07-2405	\$923.67	6/13/2007		
				CDAA	\$9.24
				DA OFFICE	\$92.37
				ELK GROVE PD	\$600.38
				GENERAL FUND	\$221.68
07123	SSD-06-78112	\$284.67	6/13/2007		
				CDAA	\$2.85



State of California
ASSET FORFEITURE REPORT - 2007

Table 3

Admin Number	Docket Number	Amount Forfeited	Date Disbursed	Recipient	Amount Disbursed
				DA OFFICE	\$28.47
				GENERAL FUND	\$68.32
				SACRAMENTO CO SO	\$185.03
07124	SSD-04-99936	\$1,207.67	6/13/2007		
				CDA A	\$12.08
				DA OFFICE	\$120.77
				GENERAL FUND	\$289.84
				SACRAMENTO CO SO	\$784.98
07125	SSD-07-3388	\$515.67	6/13/2007		
				CDA A	\$5.16
				DA OFFICE	\$51.57
				GENERAL FUND	\$123.76
				SACRAMENTO CO SO	\$335.18
07126	SSD-07-5643	\$568.28	6/13/2007		
				CDA A	\$5.68
				DA OFFICE	\$56.83
				GENERAL FUND	\$136.39
				RANCHO CORDOVA PD	\$250.54
				SACRAMENTO CO SO	\$118.84
07127	SSD-07-5721	\$651.67	6/11/2007		
				CDA A	\$6.52
				DA OFFICE	\$65.17
				GENERAL FUND	\$156.40
				SACRAMENTO CO SO	\$423.58
07128	SPD-06444157	\$1,492.67	6/13/2007		
				CDA A	\$14.93
				DA OFFICE	\$149.27
				GENERAL FUND	\$358.24
				SACRAMENTO PD	\$970.23
07129	SPD-07-9827	\$547.67	6/13/2007		
				CDA A	\$5.48
				DA OFFICE	\$54.77
				GENERAL FUND	\$131.44
				SACRAMENTO PD	\$355.98
07130	SPD-07-17658	\$2,671.67	6/13/2007		
				CDA A	\$26.72
				DA OFFICE	\$267.17
				GENERAL FUND	\$641.20
				SACRAMENTO PD	\$1,736.58
07131	SSD-07-6411	\$919.67	6/13/2007		
				CDA A	\$9.20
				DA OFFICE	\$91.97
				GENERAL FUND	\$220.72
				SACRAMENTO CO SO	\$597.78
07132	SSD-07-9661	\$1,351.67	6/13/2007		
				CDA A	\$13.52
				DA OFFICE	\$135.17



State of California
ASSET FORFEITURE REPORT - 2007

Table 3

Admin Number	Docket Number	Amount Forfeited	Date Disbursed	Recipient	Amount Disbursed
				GENERAL FUND	\$324.40
				SACRAMENTO CO SO	\$878.58
07133	EGP-07-2710	\$472.67	6/13/2007		
				CDA A	\$4.73
				DA OFFICE	\$47.27
				ELK GROVE PD	\$307.23
				GENERAL FUND	\$113.44
07134	SPD-06342044	\$6,219.67	7/11/2007		
				CDA A	\$62.20
				DA OFFICE	\$621.97
				GENERAL FUND	\$1,492.72
				SACRAMENTO PD	\$4,042.78
07135	SPD-06407384	\$890.83	9/25/2007		
				CDA A	\$8.91
				DA OFFICE	\$89.08
				GENERAL FUND	\$213.80
				SACRAMENTO PD	\$579.04
07137	SSD-07-2160	\$1,312.67	7/11/2007		
				CDA A	\$13.13
				DA OFFICE	\$131.27
				GENERAL FUND	\$315.04
				SACRAMENTO CO SO	\$853.23
07138	SSD-07-9380	\$6,582.00	6/13/2007		
				CA FRANCHISE TAX BOARD	\$6,582.00
07140	SSD-06-76749	\$915.67	7/11/2007		
				CDA A	\$9.16
				DA OFFICE	\$91.57
				GENERAL FUND	\$219.76
				SACRAMENTO CO SO	\$595.18
07141	SSD-07-2368	\$1,662.67	7/11/2007		
				CDA A	\$16.63
				DA OFFICE	\$166.27
				GENERAL FUND	\$399.04
				SACRAMENTO CO SO	\$1,080.73
07142	SSD-07-4278	\$617.67	7/11/2007		
				CDA A	\$6.18
				DA OFFICE	\$61.77
				GENERAL FUND	\$148.24
				SACRAMENTO CO SO	\$401.48
07143	SPD-07-40693	\$841.67	7/11/2007		
				CDA A	\$8.42
				DA OFFICE	\$84.17
				GENERAL FUND	\$202.00
				SACRAMENTO PD	\$547.08
07144	SPD-07-52319	\$6,473.67	7/11/2007		
				CDA A	\$64.74
				DA OFFICE	\$647.37



State of California
ASSET FORFEITURE REPORT - 2007

Table 3

Admin Number	Docket Number	Amount Forfeited	Date Disbursed	Recipient	Amount Disbursed
				GENERAL FUND	\$1,553.68
				SACRAMENTO PD	\$4,207.88
07145	SPD-07-53688	\$672.67	7/11/2007		
				CDA A	\$6.73
				DA OFFICE	\$67.27
				GENERAL FUND	\$161.44
				SACRAMENTO PD	\$437.23
07147	SSD-07-15044	\$2,216.67	10/19/2007		
				CDA A	\$22.17
				DA OFFICE	\$221.67
				GENERAL FUND	\$532.00
				RANCHO CORDOVA PD	\$1,321.99
				SACRAMENTO CO SO	\$118.84
07149	SSD-07-18938	\$2,454.17	9/25/2007		
				CDA A	\$24.54
				DA OFFICE	\$245.42
				GENERAL FUND	\$589.00
				SACRAMENTO CO SO	\$1,595.21
07151	SPD-07129351	\$7,467.67	10/19/2007		
				CDA A	\$74.68
				DA OFFICE	\$746.77
				GENERAL FUND	\$1,792.24
				SACRAMENTO PD	\$4,853.98
07152	SPD-06333053	\$489.67	8/10/2007		
				CDA A	\$4.90
				DA OFFICE	\$48.97
				GENERAL FUND	\$117.52
				SACRAMENTO PD	\$318.28
07153	SPD-06372607	\$703.67	8/10/2007		
				CDA A	\$7.04
				DA OFFICE	\$70.37
				GENERAL FUND	\$168.88
				SACRAMENTO PD	\$457.38
07154	SPD-06421331	\$1,453.67	8/10/2007		
				CDA A	\$14.54
				DA OFFICE	\$145.37
				GENERAL FUND	\$348.88
				SACRAMENTO PD	\$944.88
07155	SPD-06422724	\$901.67	8/10/2007		
				CDA A	\$9.02
				DA OFFICE	\$90.17
				GENERAL FUND	\$216.40
				SACRAMENTO PD	\$586.08
07158	SPD-06427265	\$617.67	8/10/2007		
				CDA A	\$6.18
				DA OFFICE	\$61.77
				GENERAL FUND	\$148.24



State of California
ASSET FORFEITURE REPORT - 2007

Table 3

Admin Number	Docket Number	Amount Forfeited	Date Disbursed	Recipient	Amount Disbursed
				SACRAMENTO PD	\$401.48
07159	SPD-06429504	\$847.67	8/10/2007		
				CDA A	\$8.48
				DA OFFICE	\$84.77
				GENERAL FUND	\$203.44
				SACRAMENTO PD	\$550.98
07160	SPD-06434665	\$5,301.67	8/10/2007		
				CDA A	\$53.02
				DA OFFICE	\$530.17
				GENERAL FUND	\$1,272.40
				SACRAMENTO PD	\$3,446.08
07161	SPD-06433676	\$802.67	8/10/2007		
				CDA A	\$8.03
				DA OFFICE	\$80.27
				GENERAL FUND	\$192.64
				SACRAMENTO PD	\$521.73
07162	SSD-07-3545	\$457.67	8/10/2007		
				CDA A	\$4.58
				DA OFFICE	\$45.77
				GENERAL FUND	\$109.84
				SACRAMENTO CO SO	\$297.48
07163	SSD-07-3961	\$1,547.67	8/10/2007		
				CDA A	\$15.48
				DA OFFICE	\$154.77
				GENERAL FUND	\$371.44
				SACRAMENTO CO SO	\$1,005.98
07164	SSD-07-5229	\$3,901.67	11/9/2007		
				CDA A	\$39.01
				DA OFFICE	\$390.17
				GENERAL FUND	\$936.40
				SACRAMENTO CO SO	\$2,536.09
07165	SPD-07-35201	\$396.67	8/10/2007		
				CDA A	\$3.97
				DA OFFICE	\$39.67
				GENERAL FUND	\$95.20
				SACRAMENTO PD	\$257.83
07166	SSD-07-6397	\$4,183.67	8/10/2007		
				CDA A	\$41.84
				DA OFFICE	\$418.37
				GENERAL FUND	\$1,004.08
				SACRAMENTO CO SO	\$2,719.38
07167	SSD-07-6584	\$1,035.67	8/10/2007		
				CDA A	\$10.36
				DA OFFICE	\$103.57
				GENERAL FUND	\$248.56
				SACRAMENTO CO SO	\$673.18



State of California
ASSET FORFEITURE REPORT - 2007

Table 3

Admin Number	Docket Number	Amount Forfeited	Date Disbursed	Recipient	Amount Disbursed
07168	SPD-07-44917	\$3,651.67	8/10/2007	CDA	\$36.52
				DA OFFICE	\$365.17
				GENERAL FUND	\$876.40
				SACRAMENTO PD	\$2,373.58
07169	SSD-07-9217	\$6,928.17	10/19/2007	CDA	\$69.28
				DA OFFICE	\$692.82
				GENERAL FUND	\$1,662.76
				SACRAMENTO CO SO	\$4,503.31
07170	SPD-07-55039	\$1,482.67	8/10/2007	CDA	\$14.83
				DA OFFICE	\$148.27
				GENERAL FUND	\$355.84
				SACRAMENTO PD	\$963.73
07172	BNE-SA-07-13	\$19,917.67	8/10/2007	CA DOJ-BNE SACRAMENTO	\$12,946.48
				CDA	\$199.18
				DA OFFICE	\$1,991.77
				GENERAL FUND	\$4,780.24
07173	BNE-SA-07-12	\$4,477.67	8/10/2007	CA DOJ-BNE SACRAMENTO	\$2,910.48
				CDA	\$44.78
				DA OFFICE	\$447.77
				GENERAL FUND	\$1,074.64
07175	SSD-07-10987	\$323.67	8/10/2007	CDA	\$3.24
				DA OFFICE	\$32.37
				GENERAL FUND	\$77.68
				SACRAMENTO CO SO	\$210.38
07176	SSD-07-11020	\$1,860.67	8/10/2007	CDA	\$18.61
				DA OFFICE	\$186.07
				GENERAL FUND	\$446.56
				SACRAMENTO CO SO	\$1,209.43
07177	SSD-07-11419	\$370.67	9/25/2007	CDA	\$3.71
				DA OFFICE	\$37.07
				GENERAL FUND	\$88.96
				SACRAMENTO CO SO	\$240.93
07178	SSD-07-13036	\$1,181.67	8/10/2007	CDA	\$11.82
				DA OFFICE	\$118.17
				GENERAL FUND	\$283.60
				SACRAMENTO CO SO	\$768.08
07179	SSD-07-11891	\$3,339.67	8/10/2007	CDA	\$33.40



State of California
ASSET FORFEITURE REPORT - 2007

Table 3

Admin Number	Docket Number	Amount Forfeited	Date Disbursed	Recipient	Amount Disbursed
				DA OFFICE	\$333.97
				GENERAL FUND	\$801.52
				SACRAMENTO CO SO	\$2,170.78
07183	SSD-07-12317	\$1,191.67	9/25/2007		
				CDAA	\$11.92
				DA OFFICE	\$119.17
				GENERAL FUND	\$286.00
				SACRAMENTO CO SO	\$774.58
07184	SSD-07-12630	\$21,038.00	11/9/2007		
				CDAA	\$210.38
				DA OFFICE	\$2,103.80
				GENERAL FUND	\$5,049.12
				SACRAMENTO CO SO	\$13,674.70
07187	SSD-07-13506	\$417.67	11/9/2007		
				CDAA	\$4.18
				DA OFFICE	\$41.77
				GENERAL FUND	\$100.24
				SACRAMENTO CO SO	\$271.48
07188	SSD-07-13557	\$1,075.67	11/9/2007		
				CDAA	\$10.76
				DA OFFICE	\$107.57
				GENERAL FUND	\$258.16
				SACRAMENTO CO SO	\$699.18
07190	SSD-07-14579	\$411.67	10/19/2007		
				CDAA	\$4.12
				DA OFFICE	\$41.17
				GENERAL FUND	\$98.80
				SACRAMENTO CO SO	\$267.58
07192	SPD-07-88482	\$8,508.67	9/25/2007		
				CDAA	\$85.09
				DA OFFICE	\$850.87
				GENERAL FUND	\$2,042.08
				SACRAMENTO PD	\$5,530.63
07193	SSD-07-15068	\$7,402.67	9/25/2007		
				CDAA	\$74.03
				DA OFFICE	\$740.27
				GENERAL FUND	\$1,776.64
				SACRAMENTO CO SO	\$4,811.73
07194	SSD-07-15308	\$6,035.67	9/25/2007		
				CDAA	\$60.36
				DA OFFICE	\$603.57
				GENERAL FUND	\$1,448.56
				SACRAMENTO CO SO	\$3,923.18
07195	SSD-07-15474	\$451.67	9/25/2007		
				CDAA	\$4.52
				DA OFFICE	\$45.17
				GENERAL FUND	\$108.40



State of California
ASSET FORFEITURE REPORT - 2007

Table 3

Admin Number	Docket Number	Amount Forfeited	Date Disbursed	Recipient	Amount Disbursed
				RANCHO CORDOVA PD	\$174.74
				SACRAMENTO CO SO	\$118.84
07198	YO05-212-D	\$907.67	9/25/2007		
				CDA A	\$9.08
				DA OFFICE	\$90.77
				GENERAL FUND	\$217.84
				YOLO NARC ENF TEAM	\$589.98
07199	SSD-07-16136	\$1,994.67	9/25/2007		
				CDA A	\$19.95
				DA OFFICE	\$199.47
				GENERAL FUND	\$478.72
				SACRAMENTO CO SO	\$1,296.53
07200	SSD-07-16113	\$1,509.67	9/25/2007		
				CDA A	\$15.10
				DA OFFICE	\$150.97
				GENERAL FUND	\$362.32
				SACRAMENTO CO SO	\$981.28
07201	SSD-07-16342	\$2,799.67	9/25/2007		
				CDA A	\$28.00
				DA OFFICE	\$279.97
				GENERAL FUND	\$671.92
				SACRAMENTO CO SO	\$1,819.78
07202	SSD-07-16383	\$387.67	9/25/2007		
				CDA A	\$3.88
				DA OFFICE	\$38.77
				GENERAL FUND	\$93.04
				SACRAMENTO CO SO	\$251.98
07203	SSD-07-16301	\$802.67	9/25/2007		
				CDA A	\$8.03
				DA OFFICE	\$80.27
				GENERAL FUND	\$192.64
				SACRAMENTO CO SO	\$521.73
07204	SSD-07-16713	\$865.67	9/25/2007		
				CDA A	\$8.66
				DA OFFICE	\$86.57
				GENERAL FUND	\$207.76
				SACRAMENTO CO SO	\$562.68
07205	SSD-07-17530	\$147.67	9/25/2007		
				CDA A	\$1.48
				DA OFFICE	\$14.77
				GENERAL FUND	\$35.44
				SACRAMENTO CO SO	\$95.98
07206	SSD-07-17612	\$435.67	9/25/2007		
				CDA A	\$4.36
				DA OFFICE	\$43.57
				GENERAL FUND	\$104.56
				SACRAMENTO CO SO	\$283.18



State of California
ASSET FORFEITURE REPORT - 2007

Table 3

Admin Number	Docket Number	Amount Forfeited	Date Disbursed	Recipient	Amount Disbursed
07207	SSD-07-18522	\$1,142.67	9/25/2007	CDAA	\$11.43
				DA OFFICE	\$114.27
				GENERAL FUND	\$274.24
				RANCHO CORDOVA PD	\$623.89
				SACRAMENTO CO SO	\$118.84
07208	SSD-07-19234	\$4,124.67	9/25/2007	CDAA	\$41.25
				DA OFFICE	\$412.47
				GENERAL FUND	\$989.92
				SACRAMENTO CO SO	\$2,681.03
07209	SSD-07-18874	\$1,436.67	9/25/2007	CDAA	\$14.37
				DA OFFICE	\$143.67
				GENERAL FUND	\$344.80
				SACRAMENTO CO SO	\$933.83
07210	SPD-07-79565	\$15,392.51	9/25/2007	CDAA	\$153.93
				DA OFFICE	\$1,539.25
				GENERAL FUND	\$3,694.20
				SACRAMENTO PD	\$10,005.13
07212	SSD-07-20123	\$3,509.67	11/9/2007	CDAA	\$35.10
				DA OFFICE	\$350.97
				GENERAL FUND	\$842.32
				SACRAMENTO CO SO	\$2,281.28
07213	P07-028-OC	\$590.67	11/9/2007	CDAA	\$5.91
				DA OFFICE	\$59.07
				GENERAL FUND	\$141.76
				PLACER CO SIU	\$383.93
07214	SHP-07252062	\$4,848.67	11/9/2007	CDAA	\$48.49
				CHP-SOUTH SACRAMENTO	\$3,151.63
				DA OFFICE	\$484.87
				GENERAL FUND	\$1,163.68
07215	YO07-069-WS	\$505.67	11/9/2007	CDAA	\$5.06
				DA OFFICE	\$50.57
				GENERAL FUND	\$121.36
				YOLO NARC ENF TEAM	\$328.68
07216	NHP-43005CB	\$407.67	11/9/2007	CDAA	\$4.08
				CHP-NORTH SACRAMENTO	\$264.98
				DA OFFICE	\$40.77
				GENERAL FUND	\$97.84



State of California
ASSET FORFEITURE REPORT - 2007

Table 3

Admin Number	Docket Number	Amount Forfeited	Date Disbursed	Recipient	Amount Disbursed
07217	SSD-07-23399	\$10,777.67	11/9/2007	CDAA	\$107.78
				DA OFFICE	\$1,077.77
				GENERAL FUND	\$2,586.64
				RANCHO CORDOVA PD	\$6,886.64
				SACRAMENTO CO SO	\$118.84
07223	SSD-07-24676	\$655.67	12/14/2007	CDAA	\$6.55
				DA OFFICE	\$65.57
				GENERAL FUND	\$157.36
				RANCHO CORDOVA PD	\$213.10
				SACRAMENTO CO SO	\$213.09
07224	SSD-80-68296	\$2,707.67	10/19/2007	CDAA	\$27.08
				DA OFFICE	\$270.77
				GENERAL FUND	\$649.84
				SACRAMENTO CO SO	\$1,759.98
07225	SPD-06409167	\$943.67	10/19/2007	CDAA	\$9.44
				DA OFFICE	\$94.37
				GENERAL FUND	\$226.48
				SACRAMENTO PD	\$613.38
07226	SPD-06413666	\$1,752.67	10/19/2007	CDAA	\$17.53
				DA OFFICE	\$175.27
				GENERAL FUND	\$420.64
				SACRAMENTO PD	\$1,139.23
07227	SPD-06452996	\$406.67	10/19/2007	CDAA	\$4.07
				DA OFFICE	\$40.67
				GENERAL FUND	\$97.60
				SACRAMENTO PD	\$264.33
07230	SPD-07106380	\$1,267.67	12/14/2007	CDAA	\$12.68
				DA OFFICE	\$126.77
				GENERAL FUND	\$304.24
				SACRAMENTO PD	\$823.98
07231	SSD-07-18418	\$2,347.67	10/19/2007	CDAA	\$23.48
				DA OFFICE	\$234.77
				GENERAL FUND	\$563.44
				RANCHO CORDOVA PD	\$1,407.14
				SACRAMENTO CO SO	\$118.84
07232	SSD-07-18716	\$1,837.67	10/19/2007	CDAA	\$18.38
				DA OFFICE	\$183.77
				GENERAL FUND	\$441.04



State of California
ASSET FORFEITURE REPORT - 2007

Table 3

Admin Number	Docket Number	Amount Forfeited	Date Disbursed	Recipient	Amount Disbursed
				SACRAMENTO CO SO	\$1,194.48
07233	SPD-07111108	\$840.67	10/19/2007		
				CDA A	\$8.41
				DA OFFICE	\$84.07
				GENERAL FUND	\$201.76
				SACRAMENTO PD	\$546.43
07234	SSD-07-18754	\$708.67	10/19/2007		
				CDA A	\$7.09
				DA OFFICE	\$70.87
				GENERAL FUND	\$170.08
				SACRAMENTO CO SO	\$460.63
07235	SSD-07-19624	\$746.67	10/19/2007		
				CDA A	\$7.47
				DA OFFICE	\$74.67
				GENERAL FUND	\$179.20
				SACRAMENTO CO SO	\$485.33
07236	SPD-07124181	\$2,435.67	10/19/2007		
				CDA A	\$24.36
				DA OFFICE	\$243.57
				GENERAL FUND	\$584.56
				SACRAMENTO PD	\$1,583.18
07237	SSD-07-21312	\$1,083.67	10/19/2007		
				CDA A	\$10.84
				DA OFFICE	\$108.37
				GENERAL FUND	\$260.08
				SACRAMENTO CO SO	\$118.84
				SACRAMENTO PROBATION	\$585.54
07238	SSD-07-21757	\$817.67	10/19/2007		
				CDA A	\$8.18
				DA OFFICE	\$81.77
				GENERAL FUND	\$196.24
				SACRAMENTO CO SO	\$531.48
07239	SSD-07-21567	\$917.67	10/19/2007		
				CDA A	\$9.18
				DA OFFICE	\$91.77
				GENERAL FUND	\$220.24
				RANCHO CORDOVA PD	\$477.64
				SACRAMENTO CO SO	\$118.84
07240	SSD-07-22155	\$5,548.67	10/19/2007		
				CDA A	\$55.49
				DA OFFICE	\$554.87
				GENERAL FUND	\$1,331.68
				SACRAMENTO CO SO	\$3,606.63
07242	NHP-99317CQ	\$995.67	10/16/2007		
				CDA A	\$9.96
				CHP-NORTH SACRAMENTO	\$647.18
				DA OFFICE	\$99.57



State of California
ASSET FORFEITURE REPORT - 2007

Table 3

Admin Number	Docket Number	Amount Forfeited	Date Disbursed	Recipient	Amount Disbursed
				GENERAL FUND	\$238.96
07243	SSD-07-23981	\$895.67	10/19/2007		
				CDAA	\$8.96
				DA OFFICE	\$89.57
				GENERAL FUND	\$214.96
				SACRAMENTO CO SO	\$582.18
07244	SSD-07-24488	\$647.67	10/19/2007		
				CDAA	\$6.48
				DA OFFICE	\$64.77
				GENERAL FUND	\$155.44
				SACRAMENTO CO SO	\$420.98
07245	SSD-07-24695	\$1,069.67	10/19/2007		
				CDAA	\$10.70
				DA OFFICE	\$106.97
				GENERAL FUND	\$256.72
				SACRAMENTO CO SO	\$695.28
07246	SPD-07148709	\$1,741.67	10/19/2007		
				CDAA	\$17.42
				DA OFFICE	\$174.17
				GENERAL FUND	\$418.00
				SACRAMENTO PD	\$1,132.08
07247	SSD-07-25545	\$762.67	10/19/2007		
				CDAA	\$7.63
				DA OFFICE	\$76.27
				GENERAL FUND	\$183.04
				SACRAMENTO CO SO	\$495.73
07250	SPD-07-3552	\$402.67	10/19/2007		
				CDAA	\$4.03
				DA OFFICE	\$40.27
				GENERAL FUND	\$96.64
				SACRAMENTO PD	\$261.73
07251	SPD-07-27838	\$877.67	10/19/2007		
				CDAA	\$8.78
				DA OFFICE	\$87.77
				GENERAL FUND	\$210.64
				SACRAMENTO PD	\$570.48
07252	SPD-07-37030	\$377.67	10/16/2007		
				CDAA	\$3.78
				DA OFFICE	\$37.77
				GENERAL FUND	\$90.64
				SACRAMENTO PD	\$245.48
07253	SPD-07-47006	\$483.67	10/16/2007		
				CDAA	\$4.84
				DA OFFICE	\$48.37
				GENERAL FUND	\$116.08
				SACRAMENTO PD	\$314.38



State of California
ASSET FORFEITURE REPORT - 2007

Table 3

Admin Number	Docket Number	Amount Forfeited	Date Disbursed	Recipient	Amount Disbursed
07256	SPD-07-21419	\$473.10	11/9/2007	CDA DA OFFICE GENERAL FUND SACRAMENTO PD	\$4.73 \$47.31 \$113.54 \$307.52
07257	SPD-07-63377	\$2,609.00	11/9/2007	CDA DA OFFICE GENERAL FUND SACRAMENTO PD	\$26.09 \$260.90 \$626.16 \$1,695.85
07258	SSD-07-12389	\$108.00	11/9/2007	CDA DA OFFICE GENERAL FUND SACRAMENTO CO SO	\$1.08 \$10.80 \$25.92 \$70.20
07259	SPD-07-97386	\$584.00	11/9/2007	CDA DA OFFICE GENERAL FUND SACRAMENTO PD	\$5.84 \$58.40 \$140.16 \$379.60
07262	SPD-07-76813	\$643.00	11/9/2007	CDA DA OFFICE GENERAL FUND SACRAMENTO PD	\$6.43 \$64.30 \$154.32 \$417.95
07263	SSD-07-17831	\$374.00	11/9/2007	CDA DA OFFICE GENERAL FUND SACRAMENTO CO SO	\$3.74 \$37.40 \$89.76 \$243.10
07265	SSD-07-18719	\$248.00	11/9/2007	CDA DA OFFICE GENERAL FUND RANCHO CORDOVA PD SACRAMENTO CO SO	\$2.48 \$24.80 \$59.52 \$42.36 \$118.84
07266	SSD-07-19217	\$538.00	11/9/2007	CDA DA OFFICE GENERAL FUND SACRAMENTO CO SO	\$5.38 \$53.80 \$129.12 \$349.70
07267	SPD-07113681	\$475.00	11/9/2007	CDA DA OFFICE GENERAL FUND SACRAMENTO PD	\$4.75 \$47.50 \$114.00 \$308.75



State of California
ASSET FORFEITURE REPORT - 2007

Table 3

Admin Number	Docket Number	Amount Forfeited	Date Disbursed	Recipient	Amount Disbursed
07268	SPD-07114963	\$536.00	11/9/2007	CDA	\$5.36
				DA OFFICE	\$53.60
				GENERAL FUND	\$128.64
				SACRAMENTO PD	\$348.40
07269	SSD-07-19882	\$538.00	11/9/2007	CDA	\$5.38
				DA OFFICE	\$53.80
				GENERAL FUND	\$129.12
				SACRAMENTO CO SO	\$349.70
07270	SSD-07-21008	\$450.00	11/9/2007	CDA	\$4.50
				DA OFFICE	\$45.00
				GENERAL FUND	\$108.00
				SACRAMENTO CO SO	\$292.50
07271	SSD-07-21574	\$1,040.67	11/9/2007	CDA	\$10.41
				DA OFFICE	\$104.07
				GENERAL FUND	\$249.76
				SACRAMENTO CO SO	\$676.43
07272	SSD-07-23350	\$518.00	11/9/2007	CDA	\$5.18
				DA OFFICE	\$51.80
				GENERAL FUND	\$124.32
				SACRAMENTO CO SO	\$336.70
07273	SSD-07-24458	\$1,478.00	11/9/2007	CDA	\$14.78
				DA OFFICE	\$147.80
				GENERAL FUND	\$354.72
				SACRAMENTO CO SO	\$480.35
				SACRAMENTO PROBATION	\$480.35
07274	SSD-07-24558	\$705.00	11/9/2007	CDA	\$7.05
				DA OFFICE	\$70.50
				GENERAL FUND	\$169.20
				SACRAMENTO CO SO	\$458.25
07275	SPD-07154475	\$2,038.00	11/9/2007	CDA	\$20.38
				DA OFFICE	\$203.80
				GENERAL FUND	\$489.12
				SACRAMENTO PD	\$1,324.70
07277	SSD-07-26328	\$782.00	11/9/2007	CDA	\$7.82
				DA OFFICE	\$78.20
				GENERAL FUND	\$187.68
				SACRAMENTO CO SO	\$508.30



State of California
ASSET FORFEITURE REPORT - 2007

Table 3

Admin Number	Docket Number	Amount Forfeited	Date Disbursed	Recipient	Amount Disbursed
07278	SSD-07-26736	\$648.00	11/9/2007	CDA DA OFFICE GENERAL FUND RANCHO CORDOVA PD SACRAMENTO CO SO	\$6.48 \$64.80 \$155.52 \$302.36 \$118.84
07279	SSD-07-27818	\$2,171.20	11/9/2007	CDA DA OFFICE GENERAL FUND RANCHO CORDOVA PD SACRAMENTO CO SO	\$21.71 \$217.12 \$521.09 \$1,292.44 \$118.84
07280	SSD-07-28801	\$525.00	11/9/2007	CDA DA OFFICE GENERAL FUND SACRAMENTO CO SO	\$5.25 \$52.50 \$126.00 \$341.25
07281	SSD-07-28781	\$214.00	11/9/2007	CDA DA OFFICE GENERAL FUND SACRAMENTO CO SO	\$2.14 \$21.40 \$51.36 \$139.10
07284	SSD-07-29598	\$4,948.00	11/9/2007	CDA DA OFFICE GENERAL FUND SACRAMENTO CO SO	\$49.48 \$494.80 \$1,187.52 \$3,216.20
07290	SPD-07220596	\$3,281.01	11/9/2007	CDA DA OFFICE GENERAL FUND SACRAMENTO PD	\$32.81 \$328.10 \$787.44 \$2,132.66
07291	SSD-07-68193	\$983.00	11/9/2007	CDA DA OFFICE GENERAL FUND SACRAMENTO CO SO SACRAMENTO HUMAN	\$9.83 \$98.30 \$235.92 \$118.84 \$520.11
07292	SPD-07-80492	\$443.00	11/9/2007	CDA DA OFFICE GENERAL FUND SACRAMENTO PD	\$4.43 \$44.30 \$106.32 \$287.95
07293	SPD-07-88418	\$1,380.00	11/9/2007	CDA DA OFFICE GENERAL FUND	\$13.80 \$138.00 \$331.20



State of California
ASSET FORFEITURE REPORT - 2007

Table 3

Admin Number	Docket Number	Amount Forfeited	Date Disbursed	Recipient	Amount Disbursed
				SACRAMENTO PD	\$897.00
07294	SPD-07-89266	\$657.00	11/9/2007		
				CDA A	\$6.57
				DA OFFICE	\$65.70
				GENERAL FUND	\$157.68
				SACRAMENTO PD	\$427.05
07296	SPD-07130552	\$657.00	11/9/2007		
				CDA A	\$6.57
				DA OFFICE	\$65.70
				GENERAL FUND	\$157.68
				SACRAMENTO PD	\$427.05
07297	SSD-07-23339	\$423.00	12/14/2007		
				CDA A	\$4.23
				DA OFFICE	\$42.30
				GENERAL FUND	\$101.52
				SACRAMENTO CO SO	\$274.95
07298	SSD-07-24939	\$1,131.35	12/14/2007		
				CDA A	\$11.31
				DA OFFICE	\$113.14
				GENERAL FUND	\$271.52
				RANCHO CORDOVA PD	\$616.54
				SACRAMENTO CO SO	\$118.84
07300	SPD-07157697	\$413.00	12/14/2007		
				CDA A	\$4.13
				DA OFFICE	\$41.30
				GENERAL FUND	\$99.12
				SACRAMENTO PD	\$268.45
07301	SPD-07159993	\$1,247.85	12/14/2007		
				CDA A	\$12.48
				DA OFFICE	\$124.79
				GENERAL FUND	\$299.48
				SACRAMENTO PD	\$811.10
07302	SSD-07-27247	\$3,245.00	12/14/2007		
				CDA A	\$32.45
				DA OFFICE	\$324.50
				GENERAL FUND	\$778.80
				SACRAMENTO CO SO	\$2,109.25
07303	SSD-04-94408	\$938.00	12/14/2007		
				CDA A	\$9.38
				DA OFFICE	\$93.80
				ELK GROVE PD	\$609.70
				GENERAL FUND	\$225.12
07304	SPD-05-5303	\$2,180.94	12/14/2007		
				CDA A	\$21.81
				DA OFFICE	\$218.09
				GENERAL FUND	\$523.43
				SACRAMENTO PD	\$1,417.61



State of California
ASSET FORFEITURE REPORT - 2007

Table 3

Admin Number	Docket Number	Amount Forfeited	Date Disbursed	Recipient	Amount Disbursed
07305	SSD-05-17955	\$785.00	12/14/2007	CDAA	\$7.85
				DA OFFICE	\$78.50
				GENERAL FUND	\$188.40
				SACRAMENTO CO SO	\$118.84
				SACRAMENTO PROBATION	\$391.41
07306	SPD-07-86038	\$2,155.61	12/14/2007	CDAA	\$21.56
				DA OFFICE	\$215.56
				GENERAL FUND	\$517.35
				SACRAMENTO PD	\$1,401.14
07308	SPD-07171222	\$488.00	12/14/2007	CDAA	\$4.88
				DA OFFICE	\$48.80
				GENERAL FUND	\$117.12
				SACRAMENTO PD	\$317.20
07310	SSD-07-29713	\$3,972.00	12/14/2007	CDAA	\$39.72
				DA OFFICE	\$397.20
				GENERAL FUND	\$953.28
				SACRAMENTO CO SO	\$2,581.80
07311	YO07-088-D	\$440.00	12/14/2007	CDAA	\$4.40
				DA OFFICE	\$44.00
				GENERAL FUND	\$105.60
				YOLO NARC ENF TEAM	\$286.00
07313	SPD-07182786	\$718.00	12/14/2007	CDAA	\$7.18
				DA OFFICE	\$71.80
				GENERAL FUND	\$172.32
				SACRAMENTO PD	\$466.70
07314	SSD-07-30361	\$1,128.00	12/14/2007	CDAA	\$11.28
				DA OFFICE	\$112.80
				GENERAL FUND	\$270.72
				SACRAMENTO CO SO	\$733.20
07316	SSD-07-30494	\$1,016.00	12/14/2007	CDAA	\$10.16
				DA OFFICE	\$101.60
				GENERAL FUND	\$243.84
				SACRAMENTO CO SO	\$660.40
07317	SPD-07177403	\$1,402.00	12/14/2007	CDAA	\$14.02
				DA OFFICE	\$140.20
				GENERAL FUND	\$336.48
				SACRAMENTO PD	\$911.30



State of California
ASSET FORFEITURE REPORT - 2007

Table 3

Admin Number	Docket Number	Amount Forfeited	Date Disbursed	Recipient	Amount Disbursed
07318	SSD-07-32107	\$531.00	12/14/2007	CDA DA OFFICE GENERAL FUND SACRAMENTO CO SO	\$5.31 \$53.10 \$127.44 \$345.15
07319	SPD-07197173	\$735.00	12/14/2007	CDA DA OFFICE GENERAL FUND SACRAMENTO PD	\$7.35 \$73.50 \$176.40 \$477.75
07320	SSD-07-32573	\$3,410.00	12/14/2007	CDA DA OFFICE GENERAL FUND SACRAMENTO CO SO	\$34.10 \$341.00 \$818.40 \$2,216.50
07321	SPD-07200115	\$4,585.74	12/14/2007	CDA DA OFFICE GENERAL FUND SACRAMENTO PD	\$45.86 \$458.57 \$1,100.58 \$2,980.73
07322	SPD-07202248	\$1,843.00	12/14/2007	CDA DA OFFICE GENERAL FUND SACRAMENTO PD	\$18.43 \$184.30 \$442.32 \$1,197.95
07323	SPD-07201869	\$302.00	12/14/2007	CDA DA OFFICE GENERAL FUND SACRAMENTO PD	\$3.02 \$30.20 \$72.48 \$196.30
07324	SPD-07201770	\$1,294.00	12/14/2007	CDA DA OFFICE GENERAL FUND SACRAMENTO PD	\$12.94 \$129.40 \$310.56 \$841.10
07325	SSD-07-33150	\$682.00	12/14/2007	CDA DA OFFICE GENERAL FUND SACRAMENTO CO SO	\$6.82 \$68.20 \$163.68 \$443.30
07363	SSD-02-80260	\$757.71	11/9/2007	SACRAMENTO CO DCSS	\$757.71
CP034	SSD-06-4513	\$301,072.50	6/13/2007	DA OFFICE SACRAMENTO CO SO	\$150,536.24 \$150,536.26

SACRAMENTO

\$2,179,532.02



State of California
ASSET FORFEITURE REPORT - 2007

Table 3

Admin Number	Docket Number	Amount Forfeited	Date Disbursed	Recipient	Amount Disbursed
SAN BENITO					
SJ2001-0030		\$6,482.55	11/9/2007		
				CDA A	\$64.83
				DA OFFICE	\$648.25
				GENERAL FUND	\$1,555.81
				TF UNET	\$4,213.66
SAN BENITO					\$6,482.55



State of California
ASSET FORFEITURE REPORT - 2007

Table 3

Admin Number	Docket Number	Amount Forfeited	Date Disbursed	Recipient	Amount Disbursed
SAN BERNARDINO					
202027		\$407,207.20	3/6/2007	CA DEPT. OF CORRECTIONS	\$50,290.09
				CDAA	\$4,072.07
				DA OFFICE	\$40,720.72
				GENERAL FUND	\$97,729.72
				LA DEPT OF AIRPORT	\$43,937.66
				ONTARIO PD	\$102,697.66
				SAN BERNARDINO CO SO	\$43,937.66
				UPLAND PD	\$23,821.62
202132		\$107,124.19	3/7/2007	CDAA	\$1,071.24
				DA OFFICE	\$10,712.42
				GENERAL FUND	\$25,709.81
				SAN BERNARDINO CO SO	\$69,630.72
203056		\$11,277.34	5/30/2007	CDAA	\$112.77
				CHP-RANCHO CUCAMONGA	\$1,832.57
				DA OFFICE	\$1,127.73
				GENERAL FUND	\$2,706.56
				SAN BERNARDINO CO SO	\$5,497.71
203065		\$129,128.66	2/7/2007	CDAA	\$1,291.29
				DA OFFICE	\$12,912.86
				GENERAL FUND	\$30,990.88
				ONTARIO PD	\$67,146.91
				UPLAND PD	\$16,786.72
203181		\$25,365.50	6/21/2007	CDAA	\$253.66
				DA OFFICE	\$2,536.55
				GENERAL FUND	\$6,087.72
				RANCHO CUCAMONGA PD	\$14,838.82
				SAN BERNARDINO CO SO	\$1,648.75
203190		\$25,718.16	5/3/2007	CDAA	\$257.18
				DA OFFICE	\$2,571.82
				GENERAL FUND	\$6,172.36
				SAN BERNARDINO CO SO	\$16,716.80
204019		\$3,411.74	2/14/2007	CDAA	\$34.12
				DA OFFICE	\$341.17
				GENERAL FUND	\$818.82
				SAN BERNARDINO PD	\$2,217.63
204186		\$560.32	2/23/2007	CDAA	\$5.68
				DA OFFICE	\$56.84
				FONTANA PD	\$361.39



State of California
ASSET FORFEITURE REPORT - 2007

Table 3

Admin Number	Docket Number	Amount Forfeited	Date Disbursed	Recipient	Amount Disbursed
				GENERAL FUND	\$136.41
204203		\$538.00	1/8/2007		
				CDAA	\$5.38
				DA OFFICE	\$53.80
				FONTANA PD	\$349.70
				GENERAL FUND	\$129.12
205015		\$1,169.47	2/12/2007		
				CDAA	\$11.69
				DA OFFICE	\$117.01
				FONTANA PD	\$760.11
				GENERAL FUND	\$280.66
205032		\$2,254.55	2/7/2007		
				CDAA	\$22.55
				DA OFFICE	\$225.46
				GENERAL FUND	\$541.09
				SAN BERNARDINO CO SO	\$1,465.45
205051		\$6,648.98	10/31/2007		
				CDAA	\$66.49
				DA OFFICE	\$664.90
				GENERAL FUND	\$1,595.76
				RIALTO PD	\$4,321.83
205077		\$2,506.01	2/7/2007		
				CDAA	\$25.06
				DA OFFICE	\$250.60
				GENERAL FUND	\$601.44
				SAN BERNARDINO CO SO	\$1,628.91
205107		\$3,511.51	2/7/2007		
				CDAA	\$35.12
				DA OFFICE	\$351.15
				GENERAL FUND	\$842.76
				SAN BERNARDINO CO SO	\$2,282.48
205109		\$551.64	2/14/2007		
				CDAA	\$5.52
				DA OFFICE	\$55.16
				GENERAL FUND	\$132.39
				SAN BERNARDINO PD	\$358.57
205119		\$2,699.28	6/13/2007		
				CDAA	\$26.99
				DA OFFICE	\$269.93
				GENERAL FUND	\$647.83
				SAN BERNARDINO PD	\$1,754.53
205124		\$4,146.10	3/26/2007		
				CDAA	\$41.46
				CHP-BARSTOW #1	\$673.74
				DA OFFICE	\$414.61
				GENERAL FUND	\$995.06
				SAN BERNARDINO CO SO	\$2,021.23



State of California
ASSET FORFEITURE REPORT - 2007

Table 3

Admin Number	Docket Number	Amount Forfeited	Date Disbursed	Recipient	Amount Disbursed
205126		\$21,216.71	10/31/2007	CDAA	\$212.17
				DA OFFICE	\$2,121.67
				GENERAL FUND	\$5,092.01
				RIALTO PD	\$13,790.86
205129		\$2,266.61	2/14/2007	CDAA	\$22.67
				DA OFFICE	\$226.66
				GENERAL FUND	\$543.99
				SAN BERNARDINO PD	\$1,473.29
205133		\$931.45	2/7/2007	CDAA	\$9.31
				DA OFFICE	\$93.14
				GENERAL FUND	\$223.55
				REDLANDS PD	\$302.72
				SAN BERNARDINO CO SO	\$302.73
205136		\$4,475.13	2/7/2007	CDAA	\$44.75
				DA OFFICE	\$447.51
				GENERAL FUND	\$1,074.03
				SAN BERNARDINO CO SO	\$2,908.84
205138		\$1,353.23	3/26/2007	BARSTOW PD	\$879.60
				CDAA	\$13.53
				DA OFFICE	\$135.32
				GENERAL FUND	\$324.78
205150		\$1,450.52	10/31/2007	CDAA	\$14.51
				DA OFFICE	\$145.05
				GENERAL FUND	\$348.12
				RIALTO PD	\$942.84
205151		\$6,736.72	4/17/2007	CDAA	\$67.37
				DA OFFICE	\$673.67
				GENERAL FUND	\$1,616.81
				SAN BERNARDINO CO SO	\$4,378.87
205153		\$2,059.54	2/14/2007	CDAA	\$20.60
				DA OFFICE	\$205.95
				GENERAL FUND	\$494.29
				SAN BERNARDINO PD	\$1,338.70
205154		\$1,041.91	10/26/2007	CDAA	\$10.42
				COLTON PD	\$677.25
				DA OFFICE	\$104.19
				GENERAL FUND	\$250.05



State of California
ASSET FORFEITURE REPORT - 2007

Table 3

Admin Number	Docket Number	Amount Forfeited	Date Disbursed	Recipient	Amount Disbursed
205163		\$14,003.86	3/26/2007	CDAA	\$140.04
				DA OFFICE	\$1,400.38
				GENERAL FUND	\$3,360.93
				SAN BERNARDINO CO SO	\$9,102.51
205164		\$101,408.37	6/11/2007	CDAA	\$1,014.08
				DA OFFICE	\$10,140.84
				GENERAL FUND	\$24,338.01
				SAN BERNARDINO CO SO	\$65,915.44
205172		\$4,785.46	3/6/2007	CDAA	\$47.85
				DA OFFICE	\$478.55
				GENERAL FUND	\$1,148.51
				ONTARIO PD	\$2,488.44
				UPLAND PD	\$622.11
205178		\$750.17	4/3/2007	CDAA	\$7.50
				DA OFFICE	\$75.02
				FONTANA PD	\$487.61
				GENERAL FUND	\$180.04
205179		\$667.31	4/3/2007	CDAA	\$6.67
				DA OFFICE	\$66.73
				FONTANA PD	\$433.76
				GENERAL FUND	\$160.15
205188		\$63,444.09	11/5/2007	CDAA	\$634.45
				DA OFFICE	\$6,344.41
				FONTANA PD	\$41,238.64
				GENERAL FUND	\$15,226.59
205193		\$1,722.35	3/13/2007	CDAA	\$17.22
				DA OFFICE	\$172.24
				GENERAL FUND	\$413.36
				SAN BERNARDINO PD	\$1,119.53
205194		\$1,497.44	11/8/2007	CDAA	\$14.97
				COLTON PD	\$973.34
				DA OFFICE	\$149.74
				GENERAL FUND	\$359.39
205197		\$5,405.52	7/31/2007	CDAA	\$54.06
				DA OFFICE	\$540.55
				GENERAL FUND	\$1,297.32
				SAN BERNARDINO CO SO	\$3,513.59



State of California
ASSET FORFEITURE REPORT - 2007

Table 3

Admin Number	Docket Number	Amount Forfeited	Date Disbursed	Recipient	Amount Disbursed
205198		\$1,714.07	4/17/2007	CDAA	\$17.14
				DA OFFICE	\$171.41
				GENERAL FUND	\$411.38
				SAN BERNARDINO CO SO	\$1,114.14
205199		\$1,880.05	3/12/2007	CDAA	\$18.80
				DA OFFICE	\$188.00
				GENERAL FUND	\$451.21
				ONTARIO PD	\$977.63
				UPLAND PD	\$244.41
205200		\$938.57	3/7/2007	CDAA	\$9.39
				DA OFFICE	\$93.86
				GENERAL FUND	\$225.26
				SAN BERNARDINO CO SO	\$610.06
205202		\$915.85	4/6/2007	CDAA	\$9.16
				DA OFFICE	\$91.58
				GENERAL FUND	\$219.80
				SAN BERNARDINO CO SO	\$595.31
206006		\$7,277.40	3/26/2007	CDAA	\$72.77
				DA OFFICE	\$727.74
				GENERAL FUND	\$1,746.58
				SAN BERNARDINO CO SO	\$473.03
				VICTORVILLE PD	\$4,257.28
206007		\$1,579.33	3/26/2007	CDAA	\$15.79
				DA OFFICE	\$157.93
				GENERAL FUND	\$379.04
				SAN BERNARDINO CO SO	\$1,026.57
206009		\$1,143.23	5/17/2007	CDAA	\$11.43
				DA OFFICE	\$114.32
				GENERAL FUND	\$274.38
				SAN BERNARDINO PD	\$743.10
206011		\$2,908.22	12/10/2007	CDAA	\$29.08
				DA OFFICE	\$290.82
				GENERAL FUND	\$697.97
				SAN BERNARDINO CO SO	\$189.04
				VICTORVILLE PD	\$1,701.31
206023		\$3,282.16	4/3/2007	CDAA	\$32.82
				DA OFFICE	\$328.22
				FONTANA PD	\$2,133.40



State of California
ASSET FORFEITURE REPORT - 2007

Table 3

Admin Number	Docket Number	Amount Forfeited	Date Disbursed	Recipient	Amount Disbursed
				GENERAL FUND	\$787.72
206027		\$1,527.06	5/4/2007	CDAA	\$15.27
				DA OFFICE	\$152.71
				GENERAL FUND	\$366.49
				SAN BERNARDINO WESTNET	\$992.59
206029		\$1,731.81	4/17/2007	CDAA	\$17.32
				CHP-RANCHO CUCAMONGA	\$281.42
				DA OFFICE	\$173.18
				GENERAL FUND	\$415.63
				SAN BERNARDINO CO SO	\$844.26
206034		\$1,926.16	6/21/2007	CDAA	\$19.26
				DA OFFICE	\$192.62
				GENERAL FUND	\$462.28
				REDLANDS PD	\$626.00
				SAN BERNARDINO CO SO	\$626.00
206042		\$2,937.99	8/1/2007	CDAA	\$29.37
				CHINO PD	\$954.85
				DA OFFICE	\$293.81
				GENERAL FUND	\$705.11
				SAN BERNARDINO WESTNET	\$954.85
206043		\$1,139.78	5/17/2007	CDAA	\$11.40
				DA OFFICE	\$113.98
				GENERAL FUND	\$273.55
				SAN BERNARDINO PD	\$740.85
206044		\$25,214.07	4/5/2007	ANAHEIM PD	\$7,370.27
				CDAA	\$252.14
				CHINO PD	\$1,648.61
				DA OFFICE	\$2,521.40
				GENERAL FUND	\$6,051.38
				SAN BERNARDINO PD	\$7,370.27
206045		\$833.38	5/17/2007	CDAA	\$8.33
				DA OFFICE	\$83.34
				GENERAL FUND	\$200.01
				SAN BERNARDINO PD	\$541.70
206047		\$918.09	5/17/2007	CDAA	\$9.18
				DA OFFICE	\$91.81
				GENERAL FUND	\$220.34
				SAN BERNARDINO PD	\$596.76



State of California
ASSET FORFEITURE REPORT - 2007

Table 3

Admin Number	Docket Number	Amount Forfeited	Date Disbursed	Recipient	Amount Disbursed
206048		\$3,743.15	5/17/2007	CDA DA OFFICE GENERAL FUND SAN BERNARDINO PD	\$37.43 \$374.32 \$898.36 \$2,433.04
206050		\$893.36	10/31/2007	CDA DA OFFICE GENERAL FUND RIALTO PD	\$8.93 \$89.34 \$214.41 \$580.68
206057		\$14,610.63	3/6/2007	CDA DA OFFICE GENERAL FUND SAN BERNARDINO CO SO	\$146.10 \$1,461.06 \$3,506.55 \$9,496.92
206058		\$1,740.82	10/31/2007	CDA DA OFFICE GENERAL FUND RIALTO PD	\$17.41 \$174.08 \$417.80 \$1,131.53
206063		\$2,202.09	12/26/2007	CDA CHINO PD DA OFFICE GENERAL FUND SAN BERNARDINO WESTNET	\$22.02 \$715.68 \$220.21 \$528.50 \$715.68
206072		\$1,601.57	12/7/2007	CDA DA OFFICE FONTANA PD GENERAL FUND	\$16.02 \$160.30 \$1,040.91 \$384.34
206076		\$1,568.16	10/10/2007	CDA CHINO PD DA OFFICE GENERAL FUND SAN BERNARDINO WESTNET	\$15.68 \$509.64 \$156.82 \$376.36 \$509.66
206081		\$1,158.14	5/3/2007	CDA DA OFFICE GENERAL FUND SAN BERNARDINO CO SO	\$11.58 \$115.81 \$277.95 \$752.80
206082		\$1,683.50	4/17/2007	CDA DA OFFICE GENERAL FUND REDLANDS PD	\$16.84 \$168.35 \$404.04 \$547.14



State of California
ASSET FORFEITURE REPORT - 2007

Table 3

Admin Number	Docket Number	Amount Forfeited	Date Disbursed	Recipient	Amount Disbursed
				SAN BERNARDINO CO SO	\$547.13
206088		\$33,655.52	2/14/2007		
				CDAA	\$336.56
				DA OFFICE	\$3,365.55
				GENERAL FUND	\$8,077.32
				SAN BERNARDINO PD	\$21,876.09
206090		\$1,667.79	12/10/2007		
				CDAA	\$16.68
				DA OFFICE	\$166.78
				GENERAL FUND	\$400.27
				SAN BERNARDINO CO SO	\$1,084.06
206097		\$1,901.37	6/21/2007		
				CDAA	\$19.01
				DA OFFICE	\$190.14
				GENERAL FUND	\$456.33
				ONTARIO PD	\$1,235.89
206102		\$1,174.41	1/23/2007		
				CDAA	\$11.74
				DA OFFICE	\$117.44
				FONTANA PD	\$763.37
				GENERAL FUND	\$281.86
206106		\$1,524.19	3/26/2007		
				CDAA	\$15.24
				DA OFFICE	\$152.42
				GENERAL FUND	\$365.81
				SAN BERNARDINO CO SO	\$990.72
206108		\$1,730.12	10/31/2007		
				CDAA	\$17.30
				DA OFFICE	\$173.01
				GENERAL FUND	\$415.23
				RIALTO PD	\$1,124.58
206109		\$10,102.32	10/31/2007		
				CDAA	\$101.02
				DA OFFICE	\$1,010.23
				GENERAL FUND	\$2,424.56
				RIALTO PD	\$6,566.51
206111		\$5,173.00	2/7/2007		
				CDAA	\$51.73
				DA OFFICE	\$517.30
				GENERAL FUND	\$1,241.52
				SAN BERNARDINO CO SO	\$3,362.45
206117		\$8,568.30	4/17/2007		
				CDAA	\$85.68
				DA OFFICE	\$856.83
				GENERAL FUND	\$2,056.39
				SAN BERNARDINO CO SO	\$5,569.40



State of California
ASSET FORFEITURE REPORT - 2007

Table 3

Admin Number	Docket Number	Amount Forfeited	Date Disbursed	Recipient	Amount Disbursed
206126		\$7,203.87	4/3/2007	CDA A	\$72.03
				DA OFFICE	\$720.39
				FONTANA PD	\$4,682.52
				GENERAL FUND	\$1,728.93
206127		\$1,495.46	6/21/2007	CDA A	\$14.95
				DA OFFICE	\$149.55
				FONTANA PD	\$972.05
				GENERAL FUND	\$358.91
206128		\$5,173.76	6/21/2007	CDA A	\$51.74
				DA OFFICE	\$517.37
				FONTANA PD	\$3,362.95
				GENERAL FUND	\$1,241.70
206129		\$1,716.87	4/6/2007	CDA A	\$17.17
				DA OFFICE	\$171.69
				FONTANA PD	\$1,115.96
				GENERAL FUND	\$412.05
206130		\$6,283.45	10/31/2007	CDA A	\$62.83
				DA OFFICE	\$628.35
				GENERAL FUND	\$1,508.03
				RIALTO PD	\$4,084.24
206134		\$11,393.59	9/4/2007	CDA A	\$113.94
				DA OFFICE	\$1,139.36
				GENERAL FUND	\$2,734.46
				SAN BERNARDINO CO SO	\$7,405.83
206137		\$21,424.33	4/3/2007	CDA A	\$214.24
				DA OFFICE	\$2,142.43
				FONTANA PD	\$13,925.82
				GENERAL FUND	\$5,141.84
206142		\$2,111.38	2/7/2007	CDA A	\$21.11
				DA OFFICE	\$211.14
				GENERAL FUND	\$506.73
				SAN BERNARDINO CO SO	\$1,372.40
206143		\$1,149.82	2/7/2007	CDA A	\$11.50
				DA OFFICE	\$114.98
				GENERAL FUND	\$275.96
				SAN BERNARDINO CO SO	\$747.38
206144		\$875.62	4/6/2007	CDA A	\$8.76



State of California
ASSET FORFEITURE REPORT - 2007

Table 3

Admin Number	Docket Number	Amount Forfeited	Date Disbursed	Recipient	Amount Disbursed
				DA OFFICE	\$87.56
				GENERAL FUND	\$210.15
				SAN BERNARDINO CO SO	\$569.15
206145		\$898.48	12/14/2007		
				CDA A	\$8.98
				DA OFFICE	\$89.85
				GENERAL FUND	\$215.64
				SAN BERNARDINO CO SO	\$584.01
206146		\$4,349.07	3/7/2007		
				CDA A	\$43.49
				CHP-BARSTOW #1	\$706.72
				DA OFFICE	\$434.91
				GENERAL FUND	\$1,043.78
				SAN BERNARDINO CO SO	\$2,120.17
206147		\$876.60	6/5/2007		
				CDA A	\$8.77
				DA OFFICE	\$87.66
				GENERAL FUND	\$210.38
				SAN BERNARDINO PD	\$569.79
206148		\$1,229.79	12/20/2007		
				CDA A	\$12.30
				DA OFFICE	\$122.98
				GENERAL FUND	\$295.15
				SAN BERNARDINO PD	\$799.36
206151		\$969.05	10/31/2007		
				CDA A	\$9.69
				DA OFFICE	\$96.91
				GENERAL FUND	\$232.57
				RIALTO PD	\$629.88
206152		\$5,559.97	4/30/2007		
				CDA A	\$55.60
				DA OFFICE	\$555.30
				GENERAL FUND	\$1,334.39
				ONTARIO PD	\$542.10
				UPLAND PD	\$3,072.58
206153		\$1,284.42	2/14/2007		
				CDA A	\$12.84
				CHINO PD	\$417.43
				DA OFFICE	\$128.44
				GENERAL FUND	\$308.26
				SAN BERNARDINO WESTNET	\$417.45
206158		\$891.90	2/14/2007		
				CDA A	\$8.92
				DA OFFICE	\$89.19
				GENERAL FUND	\$214.06
				SAN BERNARDINO PD	\$579.73



State of California
ASSET FORFEITURE REPORT - 2007

Table 3

Admin Number	Docket Number	Amount Forfeited	Date Disbursed	Recipient	Amount Disbursed
206165		\$4,173.32	2/7/2007	CDAA	\$41.73
				DA OFFICE	\$417.33
				GENERAL FUND	\$1,001.60
				REDLANDS PD	\$1,356.33
				SAN BERNARDINO CO SO	\$1,356.33
206166		\$1,327.83	2/7/2007	CDAA	\$13.28
				CHP-SAN BERNARDINO AD	\$215.77
				DA OFFICE	\$132.78
				GENERAL FUND	\$318.68
				SAN BERNARDINO CO SO	\$647.32
206167		\$1,060.03	2/7/2007	CDAA	\$10.60
				DA OFFICE	\$106.00
				GENERAL FUND	\$254.41
				RANCHO CUCAMONGA PD	\$620.12
				SAN BERNARDINO CO SO	\$68.90
206169		\$1,037.11	2/14/2007	CDAA	\$10.37
				DA OFFICE	\$103.71
				GENERAL FUND	\$248.91
				SAN BERNARDINO PD	\$674.12
206170		\$10,957.27	1/18/2007	CDAA	\$109.57
				DA OFFICE	\$1,095.73
				GENERAL FUND	\$2,629.74
				LA DEPT OF AIRPORT	\$2,848.89
				ONTARIO PD	\$4,273.34
206171		\$5,999.55	7/20/2007	CDAA	\$59.99
				DA OFFICE	\$599.95
				FONTANA PD	\$3,899.71
				GENERAL FUND	\$1,439.90
206173		\$5,076.14	2/7/2007	CDAA	\$50.76
				DA OFFICE	\$507.61
				GENERAL FUND	\$1,218.27
				SAN BERNARDINO CO SO	\$3,299.50
206177		\$2,772.80	7/20/2007	CDAA	\$27.73
				DA OFFICE	\$277.28
				FONTANA PD	\$1,802.32
				GENERAL FUND	\$665.47
206182		\$18,913.36	3/7/2007	CDAA	\$189.13
				DA OFFICE	\$1,891.34



State of California
ASSET FORFEITURE REPORT - 2007

Table 3

Admin Number	Docket Number	Amount Forfeited	Date Disbursed	Recipient	Amount Disbursed
				GENERAL FUND	\$4,539.21
				SAN BERNARDINO CO SO	\$12,293.68
206183		\$2,080.59	5/3/2007		
				CDAA	\$20.81
				DA OFFICE	\$208.06
				GENERAL FUND	\$499.34
				SAN BERNARDINO CO SO	\$1,352.38
206186		\$4,502.05	1/17/2007		
				CDAA	\$45.02
				DA OFFICE	\$450.20
				GENERAL FUND	\$1,080.49
				SAN BERNARDINO CO SO	\$292.64
				VICTORVILLE PD	\$2,633.70
206187		\$4,025.74	1/17/2007		
				CDAA	\$40.26
				DA OFFICE	\$402.57
				GENERAL FUND	\$966.18
				SAN BERNARDINO CO SO	\$2,616.73
206188		\$1,127.24	3/6/2007		
				CDAA	\$11.27
				DA OFFICE	\$112.72
				GENERAL FUND	\$270.54
				REDLANDS PD	\$366.36
				SAN BERNARDINO CO SO	\$366.35
206189		\$901.39	1/17/2007		
				CDAA	\$9.01
				DA OFFICE	\$90.14
				GENERAL FUND	\$216.33
				SAN BERNARDINO CO SO	\$585.91
206192		\$9,628.40	6/11/2007		
				CDAA	\$96.28
				DA OFFICE	\$962.84
				GENERAL FUND	\$2,310.82
				ONTARIO PD	\$6,258.46
206193		\$3,204.71	1/23/2007		
				CDAA	\$32.05
				DA OFFICE	\$320.47
				FONTANA PD	\$2,083.06
				GENERAL FUND	\$769.13
206194		\$805.15	5/4/2007		
				CDAA	\$8.04
				DA OFFICE	\$80.49
				FONTANA PD	\$523.16
				GENERAL FUND	\$193.46
206195		\$3,622.72	1/24/2007		
				CDAA	\$36.22
				CHINO PD	\$1,177.38



State of California
ASSET FORFEITURE REPORT - 2007

Table 3

Admin Number	Docket Number	Amount Forfeited	Date Disbursed	Recipient	Amount Disbursed
				DA OFFICE	\$362.27
				GENERAL FUND	\$869.45
				SAN BERNARDINO WESTNET	\$1,177.40
206196		\$13,040.34	4/17/2007		
				CDAA	\$130.40
				DA OFFICE	\$1,304.03
				GENERAL FUND	\$3,129.68
				SAN BERNARDINO CO SO	\$8,476.23
206197		\$16,630.65	3/7/2007		
				CDAA	\$166.31
				DA OFFICE	\$1,663.06
				GENERAL FUND	\$3,991.36
				SAN BERNARDINO CO SO	\$10,809.92
206200		\$4,630.81	2/7/2007		
				CDAA	\$46.31
				DA OFFICE	\$463.08
				GENERAL FUND	\$1,111.39
				HIGHLAND PD	\$2,709.03
				SAN BERNARDINO CO SO	\$301.00
206202		\$2,420.61	2/12/2007		
				CDAA	\$24.21
				DA OFFICE	\$242.06
				GENERAL FUND	\$580.95
				HESPERIA PD	\$1,416.06
				SAN BERNARDINO CO SO	\$157.33
206204		\$822.67	3/26/2007		
				BARSTOW PD	\$534.73
				CDAA	\$8.23
				DA OFFICE	\$82.27
				GENERAL FUND	\$197.44
206205		\$305.66	11/1/2007		
				BARSTOW PD	\$198.67
				CDAA	\$3.06
				DA OFFICE	\$30.57
				GENERAL FUND	\$73.36
206206		\$1,540.21	1/29/2007		
				CDAA	\$15.40
				DA OFFICE	\$154.02
				FONTANA PD	\$1,001.14
				GENERAL FUND	\$369.65
206208		\$2,082.01	6/19/2007		
				CDAA	\$20.82
				DA OFFICE	\$208.20
				GENERAL FUND	\$499.68
				RIVERSIDE PD	\$1,353.31
206209		\$3,415.84	3/2/2007		
				CDAA	\$34.16



State of California
ASSET FORFEITURE REPORT - 2007

Table 3

Admin Number	Docket Number	Amount Forfeited	Date Disbursed	Recipient	Amount Disbursed
				DA OFFICE	\$341.58
				GENERAL FUND	\$819.80
				SAN BERNARDINO PD	\$2,220.30
206211		\$9,304.18	6/4/2007		
				CDAA	\$93.04
				DA OFFICE	\$930.42
				GENERAL FUND	\$2,233.00
				ONTARIO PD	\$907.15
				UPLAND PD	\$5,140.57
206212		\$960.24	6/11/2007		
				CDAA	\$9.60
				DA OFFICE	\$96.02
				GENERAL FUND	\$230.46
				ONTARIO PD	\$93.62
				UPLAND PD	\$530.54
206214		\$112,423.29	3/6/2007		
				CDAA	\$1,124.23
				DA OFFICE	\$11,242.33
				GENERAL FUND	\$26,981.59
				SAN BERNARDINO CO SO	\$73,075.14
206215		\$17,616.63	6/11/2007		
				CDAA	\$176.17
				DA OFFICE	\$1,761.66
				GENERAL FUND	\$4,227.99
				HIGHLAND PD	\$10,305.73
				SAN BERNARDINO CO SO	\$1,145.08
206216		\$8,905.92	4/17/2007		
				CDAA	\$89.06
				DA OFFICE	\$890.59
				GENERAL FUND	\$2,137.42
				SAN BERNARDINO CO SO	\$5,788.85
206217		\$9,292.61	2/7/2007		
				CDAA	\$92.93
				DA OFFICE	\$929.26
				GENERAL FUND	\$2,230.23
				HIGHLAND PD	\$5,436.18
				SAN BERNARDINO CO SO	\$604.01
206219		\$3,682.49	3/6/2007		
				CDAA	\$36.82
				DA OFFICE	\$368.25
				GENERAL FUND	\$883.80
				SAN BERNARDINO CO SO	\$2,393.62
206220		\$2,484.67	3/6/2007		
				CDAA	\$24.85
				DA OFFICE	\$248.47
				GENERAL FUND	\$596.32
				SAN BERNARDINO CO SO	\$1,615.03



State of California
ASSET FORFEITURE REPORT - 2007

Table 3

Admin Number	Docket Number	Amount Forfeited	Date Disbursed	Recipient	Amount Disbursed
206221		\$2,327.75	3/7/2007	CDAA	\$23.28
				DA OFFICE	\$232.78
				GENERAL FUND	\$558.66
				SAN BERNARDINO CO SO	\$1,513.03
206222		\$1,165.53	4/17/2007	CDAA	\$11.66
				DA OFFICE	\$116.55
				GENERAL FUND	\$279.73
				REDLANDS PD	\$378.80
				SAN BERNARDINO CO SO	\$378.79
206223		\$808.42	1/17/2007	CDAA	\$8.08
				DA OFFICE	\$80.84
				GENERAL FUND	\$194.02
				SAN BERNARDINO CO SO	\$525.48
206225		\$1,277.52	5/4/2007	CDAA	\$12.77
				DA OFFICE	\$127.75
				FONTANA PD	\$830.39
				GENERAL FUND	\$306.61
206226		\$5,358.20	3/2/2007	CDAA	\$53.58
				DA OFFICE	\$535.82
				GENERAL FUND	\$1,285.97
				SAN BERNARDINO PD	\$3,482.83
206229		\$22,403.96	5/30/2007	CDAA	\$224.04
				DA OFFICE	\$2,240.40
				GENERAL FUND	\$5,376.95
				SAN BERNARDINO CO SO	\$14,562.57
206230		\$5,243.01	2/13/2007	CDAA	\$52.43
				DA OFFICE	\$524.30
				GENERAL FUND	\$1,258.32
				SAN BERNARDINO CO SO	\$3,407.96
206231		\$12,408.68	5/4/2007	CDAA	\$124.09
				DA OFFICE	\$1,240.87
				FONTANA PD	\$8,065.64
				GENERAL FUND	\$2,978.08
206234		\$52,418.85	2/1/2007	CDAA	\$524.19
				DA OFFICE	\$5,241.88
				GENERAL FUND	\$12,580.52
				SAN BERNARDINO CO SO	\$34,072.26



State of California
ASSET FORFEITURE REPORT - 2007

Table 3

Admin Number	Docket Number	Amount Forfeited	Date Disbursed	Recipient	Amount Disbursed
206236		\$46,032.17	5/18/2007	CDAA	\$460.32
				DA OFFICE	\$4,603.22
				FONTANA PD	\$29,920.91
				GENERAL FUND	\$11,047.72
206237		\$25,049.09	2/7/2007	CDAA	\$250.49
				DA OFFICE	\$2,504.91
				GENERAL FUND	\$6,011.78
				SAN BERNARDINO CO SO	\$16,281.91
206239		\$2,218.01	1/17/2007	CDAA	\$22.18
				DA OFFICE	\$221.80
				GENERAL FUND	\$532.32
				MORONGO SHERIFF STATION	\$1,297.54
				SAN BERNARDINO CO SO	\$144.17
206240		\$1,205.22	3/6/2007	CDAA	\$12.05
				DA OFFICE	\$120.52
				GENERAL FUND	\$289.25
				SAN BERNARDINO CO SO	\$783.40
206242		\$6,091.88	10/25/2007	CDAA	\$60.92
				DA OFFICE	\$609.19
				GENERAL FUND	\$1,462.05
				LA IMPACT	\$3,959.72
206246		\$2,153.69	3/20/2007	CDAA	\$21.54
				DA OFFICE	\$215.37
				GENERAL FUND	\$516.89
				ONTARIO PD	\$209.99
				UPLAND PD	\$1,189.90
206247		\$30,148.51	2/12/2007	CDAA	\$301.49
				DA OFFICE	\$3,014.85
				GENERAL FUND	\$7,235.64
				SAN BERNARDINO CO SO	\$19,596.53
206249		\$1,217.00	2/23/2007	CDAA	\$12.17
				DA OFFICE	\$121.70
				FONTANA PD	\$791.05
				GENERAL FUND	\$292.08
206250		\$45,005.59	11/26/2007	CDAA	\$450.06
				CHP-BARSTOW #1	\$7,313.40
				DA OFFICE	\$4,500.56
				GENERAL FUND	\$10,801.34



State of California
ASSET FORFEITURE REPORT - 2007

Table 3

Admin Number	Docket Number	Amount Forfeited	Date Disbursed	Recipient	Amount Disbursed
				SAN BERNARDINO CO SO	\$21,940.23
206251		\$38,602.64	4/17/2007	CDAA	\$386.03
				DA OFFICE	\$3,860.26
				GENERAL FUND	\$9,264.63
				REDLANDS PD	\$12,545.86
				SAN BERNARDINO PD	\$12,545.86
206252		\$20,041.19	3/6/2007	CDAA	\$200.41
				DA OFFICE	\$2,004.12
				GENERAL FUND	\$4,809.89
				SAN BERNARDINO CO SO	\$13,026.77
206253		\$2,937.23	4/9/2007	CDAA	\$29.37
				DA OFFICE	\$293.72
				GENERAL FUND	\$704.94
				ONTARIO PD	\$1,909.20
206254		\$13,587.64	6/5/2007	CDAA	\$135.88
				DA OFFICE	\$1,358.76
				GENERAL FUND	\$3,261.03
				REDLANDS PD	\$4,415.98
				SAN BERNARDINO CO SO	\$4,415.99
206255		\$3,030.83	2/21/2007	CDAA	\$30.31
				DA OFFICE	\$303.08
				GENERAL FUND	\$727.40
				REDLANDS PD	\$985.02
				SAN BERNARDINO CO SO	\$985.02
206256		\$1,070.31	2/21/2007	CDAA	\$10.70
				DA OFFICE	\$107.03
				GENERAL FUND	\$256.87
				SAN BERNARDINO CO SO	\$695.71
206258		\$3,907.01	3/26/2007	BARSTOW PD	\$2,539.56
				CDAA	\$39.07
				DA OFFICE	\$390.70
				GENERAL FUND	\$937.68
206259		\$1,292.22	3/26/2007	BARSTOW PD	\$839.95
				CDAA	\$12.92
				DA OFFICE	\$129.22
				GENERAL FUND	\$310.13
206260		\$1,788.44	5/4/2007	CDAA	\$17.88
				DA OFFICE	\$178.84



State of California
ASSET FORFEITURE REPORT - 2007

Table 3

Admin Number	Docket Number	Amount Forfeited	Date Disbursed	Recipient	Amount Disbursed
				FONTANA PD	\$1,162.49
				GENERAL FUND	\$429.23
206262		\$3,267.77	6/13/2007		
				CDA A	\$32.68
				DA OFFICE	\$326.78
				GENERAL FUND	\$784.26
				SAN BERNARDINO PD	\$2,124.05
206264		\$1,031.18	3/12/2007		
				CDA A	\$10.31
				DA OFFICE	\$103.12
				GENERAL FUND	\$247.48
				ONTARIO PD	\$670.27
206265		\$6,346.73	3/7/2007		
				CDA A	\$63.47
				DA OFFICE	\$634.67
				GENERAL FUND	\$1,523.22
				RANCHO CUCAMONGA PD	\$3,712.83
				SAN BERNARDINO CO SO	\$412.54
206266		\$7,071.11	2/21/2007		
				ALCOHOL BEV. CONTROL	\$246.22
				CDA A	\$70.71
				DA OFFICE	\$707.11
				GENERAL FUND	\$1,697.07
				REDLANDS PD	\$246.22
				RIVERSIDE CO SO	\$246.22
				SAN BERNARDINO CO SO	\$2,216.06
				SAN BERNARDINO CO SO	\$246.22
				SAN BERNARDINO PD	\$246.22
				TF IRNET	\$1,149.06
206267		\$4,487.59	2/21/2007		
				ALCOHOL BEV. CONTROL	\$156.27
				CDA A	\$44.88
				DA OFFICE	\$448.76
				GENERAL FUND	\$1,077.02
				REDLANDS PD	\$156.27
				RIVERSIDE CO SO	\$156.27
				SAN BERNARDINO CO SO	\$1,406.35
				SAN BERNARDINO CO SO	\$156.27
				SAN BERNARDINO PD	\$156.27
				TF IRNET	\$729.23
206268		\$2,117.48	3/6/2007		
				CDA A	\$21.17
				DA OFFICE	\$211.75
				GENERAL FUND	\$508.20
				REDLANDS PD	\$688.18
				SAN BERNARDINO CO SO	\$688.18



State of California
ASSET FORFEITURE REPORT - 2007

Table 3

Admin Number	Docket Number	Amount Forfeited	Date Disbursed	Recipient	Amount Disbursed
206269		\$1,404.98	2/12/2007	CDAA	\$14.05
				DA OFFICE	\$140.50
				GENERAL FUND	\$337.20
				REDLANDS PD	\$821.92
				SAN BERNARDINO CO SO	\$91.31
206270		\$1,322.89	2/13/2007	CDAA	\$13.23
				DA OFFICE	\$132.29
				GENERAL FUND	\$317.49
				SAN BERNARDINO CO SO	\$859.88
206271		\$2,415.68	7/17/2007	CDAA	\$24.16
				DA OFFICE	\$241.57
				GENERAL FUND	\$579.76
				SAN BERNARDINO PD	\$1,570.19
206272		\$5,588.27	12/20/2007	CDAA	\$55.88
				DA OFFICE	\$558.83
				GENERAL FUND	\$1,341.18
				SAN BERNARDINO PD	\$3,632.38
206273		\$8,878.55	2/13/2007	CDAA	\$88.79
				DA OFFICE	\$887.86
				GENERAL FUND	\$2,130.85
				SAN BERNARDINO CO SO	\$5,771.05
206275		\$1,625.44	4/17/2007	CDAA	\$16.25
				DA OFFICE	\$162.54
				GENERAL FUND	\$390.11
				HESPERIA PD	\$950.89
				SAN BERNARDINO CO SO	\$105.65
206276		\$10,160.59	10/31/2007	CDAA	\$101.61
				DA OFFICE	\$1,016.06
				GENERAL FUND	\$2,438.54
				RIALTO PD	\$6,604.38
206277		\$1,041.18	10/31/2007	CDAA	\$10.41
				DA OFFICE	\$104.12
				GENERAL FUND	\$249.88
				RIALTO PD	\$676.77
206278		\$1,001.40	10/31/2007	CDAA	\$10.01
				DA OFFICE	\$100.14
				GENERAL FUND	\$240.34
				RIALTO PD	\$650.91



State of California
ASSET FORFEITURE REPORT - 2007

Table 3

Admin Number	Docket Number	Amount Forfeited	Date Disbursed	Recipient	Amount Disbursed
206281		\$38,690.97	9/24/2007	CDAA	\$386.91
				DA OFFICE	\$3,869.10
				GENERAL FUND	\$9,285.83
				SAN BERNARDINO CO SO	\$25,149.13
206283		\$24,699.85	9/24/2007	CDAA	\$247.00
				DA OFFICE	\$2,469.98
				GENERAL FUND	\$5,927.96
				SAN BERNARDINO CO SO	\$16,054.91
206285		\$9,048.19	10/12/2007	CDAA	\$90.48
				DA OFFICE	\$904.82
				GENERAL FUND	\$2,171.57
				SAN BERNARDINO CO SO	\$5,881.32
206286		\$5,784.52	6/11/2007	CDAA	\$57.85
				DA OFFICE	\$578.45
				GENERAL FUND	\$1,388.28
				SAN BERNARDINO CO SO	\$3,759.94
206290		\$1,836.24	6/21/2007	CDAA	\$18.36
				DA OFFICE	\$183.62
				GENERAL FUND	\$440.70
				REDLANDS PD	\$596.78
				SAN BERNARDINO CO SO	\$596.78
206292		\$2,311.16	7/31/2007	CDAA	\$23.11
				DA OFFICE	\$231.12
				GENERAL FUND	\$554.68
				HESPERIA PD	\$1,352.02
				SAN BERNARDINO CO SO	\$150.23
206294		\$1,106.08	6/21/2007	CDAA	\$11.06
				DA OFFICE	\$110.61
				GENERAL FUND	\$265.46
				SAN BERNARDINO CO SO	\$718.95
206298		\$916.25	12/28/2007	CDAA	\$9.16
				DA OFFICE	\$91.63
				GENERAL FUND	\$219.90
				SAN BERNARDINO PD	\$595.56
206299		\$6,661.86	6/21/2007	CDAA	\$66.61
				DA OFFICE	\$666.19
				GENERAL FUND	\$1,598.85
				ONTARIO PD	\$4,330.21



State of California
ASSET FORFEITURE REPORT - 2007

Table 3

Admin Number	Docket Number	Amount Forfeited	Date Disbursed	Recipient	Amount Disbursed
206300		\$2,113.10	5/4/2007	CDAA	\$21.13
				DA OFFICE	\$211.31
				FONTANA PD	\$1,373.52
				GENERAL FUND	\$507.14
206301		\$2,083.35	7/20/2007	CDAA	\$20.83
				DA OFFICE	\$208.33
				FONTANA PD	\$1,354.18
				GENERAL FUND	\$500.01
206304		\$3,510.96	5/15/2007	CDAA	\$35.11
				DA OFFICE	\$351.10
				GENERAL FUND	\$842.63
				SAN BERNARDINO CO SO	\$2,282.12
206305		\$1,276.65	6/21/2007	CDAA	\$12.77
				DA OFFICE	\$127.66
				GENERAL FUND	\$306.40
				SAN BERNARDINO CO SO	\$829.82
206306		\$2,730.65	10/31/2007	CDAA	\$27.31
				DA OFFICE	\$273.07
				GENERAL FUND	\$655.36
				RIALTO PD	\$1,774.91
206309		\$2,830.69	10/12/2007	CDAA	\$28.31
				DA OFFICE	\$283.07
				GENERAL FUND	\$679.37
				REDLANDS PD	\$919.98
				SAN BERNARDINO CO SO	\$919.96
206310		\$3,015.21	10/12/2007	CDAA	\$30.15
				DA OFFICE	\$301.52
				GENERAL FUND	\$723.65
				SAN BERNARDINO CO SO	\$1,959.89
206313		\$25,037.84	12/10/2007	CDAA	\$250.38
				DA OFFICE	\$2,503.78
				GENERAL FUND	\$6,009.08
				REDLANDS PD	\$8,137.30
				SAN BERNARDINO CO SO	\$8,137.30
206324		\$998.09	7/24/2007	CDAA	\$9.98
				DA OFFICE	\$99.81
				GENERAL FUND	\$239.54
				SAN BERNARDINO CO SO	\$648.76



State of California
ASSET FORFEITURE REPORT - 2007

Table 3

Admin Number	Docket Number	Amount Forfeited	Date Disbursed	Recipient	Amount Disbursed
206329		\$8,359.56	6/5/2007	CDAA	\$83.60
				DA OFFICE	\$835.96
				GENERAL FUND	\$2,006.29
				SAN BERNARDINO CO SO	\$5,433.71
207004		\$896.00	7/20/2007	CDAA	\$8.96
				DA OFFICE	\$89.60
				FONTANA PD	\$582.40
				GENERAL FUND	\$215.04
207009		\$3,840.67	6/21/2007	CDAA	\$38.41
				DA OFFICE	\$384.07
				GENERAL FUND	\$921.76
				SAN BERNARDINO CO SO	\$249.63
				VICTORVILLE PD	\$2,246.80
207010		\$12,228.04	6/21/2007	CDAA	\$122.28
				DA OFFICE	\$1,222.80
				GENERAL FUND	\$2,934.73
				SAN BERNARDINO CO SO	\$7,948.23
207011		\$4,031.38	6/21/2007	CDAA	\$40.31
				DA OFFICE	\$403.14
				GENERAL FUND	\$967.53
				SAN BERNARDINO CO SO	\$2,620.40
207012		\$1,363.67	12/20/2007	CDAA	\$13.64
				DA OFFICE	\$136.37
				GENERAL FUND	\$327.27
				SAN BERNARDINO PD	\$886.39
207013		\$6,311.92	12/28/2007	CDAA	\$63.12
				DA OFFICE	\$631.19
				GENERAL FUND	\$1,514.86
				SAN BERNARDINO PD	\$4,102.75
207014		\$5,191.50	7/24/2007	CDAA	\$51.92
				DA OFFICE	\$519.15
				GENERAL FUND	\$1,245.96
				SAN BERNARDINO CO SO	\$337.44
				VICTORVILLE PD	\$3,037.03
207020		\$5,643.21	11/1/2007	CA DOJ-BNE RIVERSIDE	\$3,668.09
				CDAA	\$56.43
				DA OFFICE	\$564.32
				GENERAL FUND	\$1,354.37



State of California
ASSET FORFEITURE REPORT - 2007

Table 3

Admin Number	Docket Number	Amount Forfeited	Date Disbursed	Recipient	Amount Disbursed
207025		\$4,949.02	11/26/2007	CDAA	\$49.49
				DA OFFICE	\$494.90
				GENERAL FUND	\$1,187.76
				SAN BERNARDINO CO SO	\$3,216.87
207027		\$10,064.37	6/5/2007	ALCOHOL BEV. CONTROL	\$327.09
				CA DOJ-BNE RIVERSIDE	\$327.09
				CDAA	\$100.64
				DA OFFICE	\$1,006.44
				GENERAL FUND	\$2,415.45
				REDLANDS PD	\$327.09
				RIVERSIDE CO SO	\$327.09
				SAN BERNARDINO CO SO	\$3,270.93
				SAN BERNARDINO PD	\$327.09
				TF IRNET	\$1,635.46
207031		\$1,026.65	8/20/2007	CDAA	\$10.26
				DA OFFICE	\$102.66
				GENERAL FUND	\$246.40
				ONTARIO PD	\$667.33
207034		\$2,507.55	7/31/2007	CDAA	\$25.08
				DA OFFICE	\$250.76
				GENERAL FUND	\$601.81
				ONTARIO PD	\$1,434.32
				UPLAND PD	\$195.58
207035		\$8,099.30	7/17/2007	CDAA	\$80.99
				DA OFFICE	\$809.93
				GENERAL FUND	\$1,943.83
				SAN BERNARDINO PD	\$5,264.55
207045		\$9,587.35	12/20/2007	CDAA	\$95.87
				DA OFFICE	\$958.74
				GENERAL FUND	\$2,300.96
				SAN BERNARDINO PD	\$6,231.78
207046		\$22,369.90	8/16/2007	CDAA	\$223.70
				DA OFFICE	\$2,236.99
				GENERAL FUND	\$5,368.78
				NEEDLES PD	\$13,086.40
				SAN BERNARDINO CO SO	\$1,454.03
207047		\$10,358.80	8/16/2007	CDAA	\$103.59
				DA OFFICE	\$1,035.88
				GENERAL FUND	\$2,486.11



State of California
ASSET FORFEITURE REPORT - 2007

Table 3

Admin Number	Docket Number	Amount Forfeited	Date Disbursed	Recipient	Amount Disbursed
				SAN BERNARDINO CO SO	\$6,733.22
207048		\$5,103.70	11/26/2007		
				CDAA	\$51.04
				DA OFFICE	\$510.37
				GENERAL FUND	\$1,224.89
				REDLANDS PD	\$1,658.70
				SAN BERNARDINO CO SO	\$1,658.70
207050		\$1,455.68	10/12/2007		
				CDAA	\$14.56
				DA OFFICE	\$145.57
				GENERAL FUND	\$349.36
				SAN BERNARDINO CO SO	\$946.19
207052		\$1,235.37	12/10/2007		
				CDAA	\$12.35
				DA OFFICE	\$123.54
				GENERAL FUND	\$296.49
				SAN BERNARDINO CO SO	\$802.99
207056		\$39,576.00	9/7/2007		
				CDAA	\$395.76
				CHP-INLAND DIV	\$2,572.44
				DA OFFICE	\$3,957.60
				GENERAL FUND	\$9,498.24
				RIVERSIDE CO SO	\$23,151.96
207057		\$5,460.20	8/16/2007		
				CDAA	\$54.60
				DA OFFICE	\$546.02
				GENERAL FUND	\$1,310.45
				SAN BERNARDINO CO SO	\$354.91
				SAN BERNARDINO CO SO	\$3,194.22
207058		\$1,828.71	8/16/2007		
				CDAA	\$18.29
				DA OFFICE	\$182.87
				GENERAL FUND	\$438.89
				SAN BERNARDINO CO SO	\$1,188.66
207059		\$1,122.90	10/12/2007		
				CDAA	\$11.23
				DA OFFICE	\$112.29
				GENERAL FUND	\$269.50
				REDLANDS PD	\$364.94
				SAN BERNARDINO CO SO	\$364.94
207061		\$6,799.96	8/6/2007		
				CDAA	\$68.00
				DA OFFICE	\$679.99
				FONTANA PD	\$4,419.98
				GENERAL FUND	\$1,631.99
207062		\$1,441.84	8/20/2007		
				CDAA	\$14.42



State of California
ASSET FORFEITURE REPORT - 2007

Table 3

Admin Number	Docket Number	Amount Forfeited	Date Disbursed	Recipient	Amount Disbursed
				DA OFFICE	\$144.18
				GENERAL FUND	\$346.04
				ONTARIO PD	\$824.74
				UPLAND PD	\$112.46
207063		\$932.90	8/27/2007		
				CDA A	\$9.32
				DA OFFICE	\$93.29
				GENERAL FUND	\$223.90
				ONTARIO PD	\$606.39
207067		\$1,358.17	12/28/2007		
				CDA A	\$13.58
				DA OFFICE	\$135.82
				GENERAL FUND	\$325.96
				SAN BERNARDINO PD	\$882.81
207068		\$1,138.72	12/20/2007		
				CDA A	\$11.39
				DA OFFICE	\$113.87
				GENERAL FUND	\$273.29
				SAN BERNARDINO PD	\$740.17
207070		\$1,582.94	12/10/2007		
				CDA A	\$15.83
				DA OFFICE	\$158.30
				FONTANA PD	\$1,028.91
				GENERAL FUND	\$379.90
207074		\$94,722.49	7/27/2007		
				ALCOHOL BEV. CONTROL	\$3,078.48
				CA DOJ-BNE RIVERSIDE	\$3,078.48
				CDA A	\$947.22
				DA OFFICE	\$9,472.25
				GENERAL FUND	\$22,733.40
				REDLANDS PD	\$3,078.48
				RIVERSIDE CO SO	\$3,078.48
				SAN BERNARDINO CO SO	\$30,784.82
				SAN BERNARDINO PD	\$3,078.48
				TF IRNET	\$15,392.40
207075		\$24,300.38	8/16/2007		
				CDA A	\$243.00
				CHP-INLAND DIV	\$3,948.81
				DA OFFICE	\$2,430.04
				GENERAL FUND	\$5,832.09
				SAN BERNARDINO CO SO	\$11,846.44
207076		\$5,195.44	8/16/2007		
				CDA A	\$51.95
				DA OFFICE	\$519.54
				GENERAL FUND	\$1,246.91
				SAN BERNARDINO CO SO	\$3,377.04



State of California
ASSET FORFEITURE REPORT - 2007

Table 3

Admin Number	Docket Number	Amount Forfeited	Date Disbursed	Recipient	Amount Disbursed
207077		\$2,682.93	8/16/2007	CDAA	\$26.83
				DA OFFICE	\$268.29
				GENERAL FUND	\$643.90
				SAN BERNARDINO CO SO	\$1,743.91
207080		\$1,358.39	10/12/2007	APPLE VALLEY PD	\$794.66
				CDAA	\$13.58
				DA OFFICE	\$135.84
				GENERAL FUND	\$326.01
				SAN BERNARDINO CO SO	\$88.30
207082		\$4,425.58	12/20/2007	CDAA	\$44.25
				DA OFFICE	\$442.56
				GENERAL FUND	\$1,062.14
				SAN BERNARDINO PD	\$2,876.63
207083		\$84,230.37	9/11/2007	ALCOHOL BEV. CONTROL	\$2,737.49
				CA DOJ-BNE RIVERSIDE	\$2,737.49
				CDAA	\$842.30
				DA OFFICE	\$8,423.04
				GENERAL FUND	\$20,215.29
				REDLANDS PD	\$2,737.49
				RIVERSIDE CO SO	\$2,737.49
				SAN BERNARDINO CO SO	\$27,374.86
				SAN BERNARDINO PD	\$2,737.49
				TF IRNET	\$13,687.43
207084		\$33,151.76	9/11/2007	ALCOHOL BEV. CONTROL	\$1,077.43
				CA DOJ-BNE RIVERSIDE	\$1,077.43
				CDAA	\$331.52
				DA OFFICE	\$3,315.18
				GENERAL FUND	\$7,956.42
				REDLANDS PD	\$1,077.43
				RIVERSIDE CO SO	\$1,077.43
				SAN BERNARDINO CO SO	\$10,774.33
				SAN BERNARDINO PD	\$1,077.43
				TF IRNET	\$5,387.16
207090		\$2,131.39	12/10/2007	CDAA	\$21.31
				DA OFFICE	\$213.14
				GENERAL FUND	\$511.53
				SAN BERNARDINO CO SO	\$1,385.41
207091		\$1,893.82	11/26/2007	CDAA	\$18.94
				CHP-INLAND DIV	\$307.74
				DA OFFICE	\$189.38



State of California
ASSET FORFEITURE REPORT - 2007

Table 3

Admin Number	Docket Number	Amount Forfeited	Date Disbursed	Recipient	Amount Disbursed
				GENERAL FUND	\$454.52
				SAN BERNARDINO CO SO	\$923.24
207102		\$40,305.00	9/4/2007		
				CDAA	\$403.05
				CHP-INLAND DIV	\$6,549.56
				DA OFFICE	\$4,030.50
				GENERAL FUND	\$9,673.20
				SAN BERNARDINO CO SO	\$19,648.69
207104		\$2,446.41	11/26/2007		
				CDAA	\$24.46
				CHP-INLAND DIV	\$159.02
				DA OFFICE	\$244.64
				GENERAL FUND	\$587.14
				SAN BERNARDINO CO SO	\$1,431.15
207109		\$51,449.78	9/4/2007		
				CDAA	\$514.50
				DA OFFICE	\$5,144.98
				GENERAL FUND	\$12,347.95
				SAN BERNARDINO CO SO	\$33,442.35
207110		\$20,471.54	11/26/2007		
				CDAA	\$204.72
				DA OFFICE	\$2,047.15
				GENERAL FUND	\$4,913.17
				SAN BERNARDINO CO SO	\$13,306.50
207111		\$2,369.58	12/20/2007		
				CDAA	\$23.69
				DA OFFICE	\$236.96
				GENERAL FUND	\$568.70
				SAN BERNARDINO PD	\$1,540.23
207112		\$18,630.99	11/26/2007		
				CDAA	\$186.31
				DA OFFICE	\$1,863.10
				GENERAL FUND	\$4,471.44
				SAN BERNARDINO CO SO	\$12,110.14
207116		\$2,032.67	12/10/2007		
				CDAA	\$20.33
				DA OFFICE	\$203.27
				GENERAL FUND	\$487.84
				SAN BERNARDINO CO SO	\$1,321.23
207119		\$18,758.37	12/10/2007		
				CDAA	\$187.58
				DA OFFICE	\$1,875.84
				GENERAL FUND	\$4,502.01
				SAN BERNARDINO CO SO	\$12,192.94
207138		\$105,670.95	10/5/2007		
				ALCOHOL BEV. CONTROL	\$3,434.30
				CA DOJ-BNE RIVERSIDE	\$3,434.30



State of California
ASSET FORFEITURE REPORT - 2007

Table 3

Admin Number	Docket Number	Amount Forfeited	Date Disbursed	Recipient	Amount Disbursed
				CDA A	\$1,056.71
				DA OFFICE	\$10,567.10
				GENERAL FUND	\$25,361.03
				REDLANDS PD	\$3,434.30
				RIVERSIDE CO SO	\$3,434.30
				SAN BERNARDINO CO SO	\$34,343.08
				SAN BERNARDINO PD	\$3,434.30
				TF IRNET	\$17,171.53
207147		\$2,410.85	12/10/2007		
				CDA A	\$24.11
				DA OFFICE	\$241.09
				FONTANA PD	\$1,567.05
				GENERAL FUND	\$578.60
207148		\$142,347.46	12/14/2007		
				ALCOHOL BEV. CONTROL	\$4,626.29
				CA DOJ-BNE RIVERSIDE	\$4,626.29
				CDA A	\$1,423.47
				DA OFFICE	\$14,234.75
				GENERAL FUND	\$34,163.39
				REDLANDS PD	\$4,626.29
				RIVERSIDE CO SO	\$4,626.29
				SAN BERNARDINO CO SO	\$46,262.94
				SAN BERNARDINO PD	\$4,626.29
				TF IRNET	\$23,131.46
207155		\$4,004.38	11/26/2007		
				CDA A	\$40.04
				DA OFFICE	\$400.44
				GENERAL FUND	\$961.05
				SAN BERNARDINO CO SO	\$2,602.85
207160		\$16,228.60	12/7/2007		
				CDA A	\$162.29
				DA OFFICE	\$1,622.86
				FONTANA PD	\$10,548.59
				GENERAL FUND	\$3,894.86
207161		\$1,866.29	12/7/2007		
				CDA A	\$18.66
				DA OFFICE	\$186.63
				FONTANA PD	\$1,213.09
				GENERAL FUND	\$447.91
207162		\$854.99	12/7/2007		
				CDA A	\$8.55
				DA OFFICE	\$85.50
				FONTANA PD	\$555.74
				GENERAL FUND	\$205.20
SAN BERNARDINO					\$2,898,271.84



State of California
ASSET FORFEITURE REPORT - 2007

Table 3

Admin Number	Docket Number	Amount Forfeited	Date Disbursed	Recipient	Amount Disbursed
SAN DIEGO					
07-001		\$9,425.34	8/17/2007		
				CDA A	\$94.25
				CHULA VISTA PD	\$6,126.48
				DA OFFICE	\$942.53
				GENERAL FUND	\$2,262.08
07-002		\$609.99	8/17/2007		
				CDA A	\$6.10
				CHULA VISTA PD	\$396.49
				DA OFFICE	\$61.00
				GENERAL FUND	\$146.40
07-004		\$17,421.08	10/10/2007		
				CA DOJ-BNE SAN DIEGO	\$11,323.70
				CDA A	\$174.21
				DA OFFICE	\$1,742.11
				GENERAL FUND	\$4,181.06
SAN DIEGO					\$27,456.41



State of California
ASSET FORFEITURE REPORT - 2007

Table 3

Admin Number	Docket Number	Amount Forfeited	Date Disbursed	Recipient	Amount Disbursed
SAN FRANCISCO					
01-055		\$650.42	2/28/2007	15% - 11489	\$63.42
				CDAA	\$6.50
				DA OFFICE	\$65.04
				GENERAL FUND	\$156.10
				SAN FRANCISCO PD	\$359.36
01-095		\$322.98	4/25/2007	15% - 11489	\$31.49
				CDAA	\$3.23
				DA OFFICE	\$32.29
				GENERAL FUND	\$77.52
				SAN FRANCISCO PD	\$178.45
01-144		\$737.76	2/28/2007	15% - 11489	\$71.93
				CDAA	\$7.38
				DA OFFICE	\$73.78
				GENERAL FUND	\$177.06
				SAN FRANCISCO PD	\$407.61
01-195		\$2,626.52	2/28/2007	15% - 11489	\$256.09
				CDAA	\$26.27
				DA OFFICE	\$262.65
				GENERAL FUND	\$630.36
				SAN FRANCISCO PD	\$1,451.15
01-225		\$1,354.74	2/28/2007	15% - 11489	\$132.09
				CDAA	\$13.55
				DA OFFICE	\$135.47
				GENERAL FUND	\$325.14
				SAN FRANCISCO PD	\$748.49
01-249		\$842.16	4/25/2007	15% - 11489	\$82.11
				CDAA	\$8.42
				DA OFFICE	\$84.22
				GENERAL FUND	\$202.12
				SAN FRANCISCO PD	\$465.29
01-274		\$550.06	8/30/2007	15% - 11489	\$53.63
				CDAA	\$5.50
				DA OFFICE	\$55.01
				GENERAL FUND	\$132.01
				SAN FRANCISCO PD	\$303.91
01-285		\$1,008.04	4/25/2007	15% - 11489	\$98.28
				CDAA	\$10.08
				DA OFFICE	\$100.81



State of California
ASSET FORFEITURE REPORT - 2007

Table 3

Admin Number	Docket Number	Amount Forfeited	Date Disbursed	Recipient	Amount Disbursed
				GENERAL FUND	\$241.93
				SAN FRANCISCO PD	\$556.94
02-020		\$991.49	7/20/2007		
				15% - 11489	\$96.67
				CDAA	\$9.91
				DA OFFICE	\$99.15
				GENERAL FUND	\$237.96
				SAN FRANCISCO PD	\$547.80
02-037		\$4,258.57	7/20/2007		
				15% - 11489	\$415.21
				CDAA	\$42.59
				DA OFFICE	\$425.85
				GENERAL FUND	\$1,022.06
				SAN FRANCISCO PD	\$2,352.86
02-046		\$847.14	2/28/2007		
				15% - 11489	\$82.60
				CDAA	\$8.47
				DA OFFICE	\$84.72
				GENERAL FUND	\$203.31
				SAN FRANCISCO PD	\$468.04
02-054		\$736.52	7/20/2007		
				15% - 11489	\$71.81
				CDAA	\$7.37
				DA OFFICE	\$73.65
				GENERAL FUND	\$176.76
				SAN FRANCISCO PD	\$406.93
02-055		\$5,680.34	7/20/2007		
				15% - 11489	\$553.83
				CDAA	\$56.80
				DA OFFICE	\$568.04
				GENERAL FUND	\$1,363.28
				SAN FRANCISCO PD	\$3,138.39
02-065		\$536.10	9/27/2007		
				15% - 11489	\$52.27
				CDAA	\$5.36
				DA OFFICE	\$53.61
				GENERAL FUND	\$128.66
				SAN FRANCISCO PD	\$296.20
02-067		\$691.15	7/20/2007		
				15% - 11489	\$67.39
				CDAA	\$6.91
				DA OFFICE	\$69.11
				GENERAL FUND	\$165.88
				SAN FRANCISCO PD	\$381.86
02-083		\$1,253.52	9/27/2007		
				15% - 11489	\$122.22
				CDAA	\$12.54



State of California
ASSET FORFEITURE REPORT - 2007

Table 3

Admin Number	Docket Number	Amount Forfeited	Date Disbursed	Recipient	Amount Disbursed
				DA OFFICE	\$125.35
				GENERAL FUND	\$300.84
				SAN FRANCISCO PD	\$692.57
02-088		\$780.03	7/20/2007	15% - 11489	\$76.05
				CDAA	\$7.80
				DA OFFICE	\$78.00
				GENERAL FUND	\$187.21
				SAN FRANCISCO PD	\$430.97
02-090		\$3,345.17	11/20/2007	15% - 11489	\$326.15
				CDAA	\$33.45
				DA OFFICE	\$334.52
				DALY CITY PD	\$616.07
				GENERAL FUND	\$802.84
				SAN FRANCISCO PD	\$616.07
				TF SAN MATEO CO NTF	\$616.07
02-103		\$1,208.11	9/27/2007	15% - 11489	\$117.79
				CDAA	\$12.08
				DA OFFICE	\$120.81
				GENERAL FUND	\$289.95
				SAN FRANCISCO PD	\$667.48
02-107		\$653.51	9/27/2007	15% - 11489	\$63.72
				CDAA	\$6.54
				DA OFFICE	\$65.35
				GENERAL FUND	\$156.84
				SAN FRANCISCO PD	\$361.06
02-127		\$26,614.70	8/30/2007	15% - 11489	\$2,594.93
				CDAA	\$266.15
				DA OFFICE	\$2,661.47
				GENERAL FUND	\$6,387.53
				SAN FRANCISCO PD	\$14,704.62
02-140		\$3,154.70	9/27/2007	15% - 11489	\$307.58
				CDAA	\$31.55
				DA OFFICE	\$315.47
				GENERAL FUND	\$757.13
				SAN FRANCISCO PD	\$1,742.97
02-156		\$472.59	9/27/2007	15% - 11489	\$46.08
				CDAA	\$4.73
				DA OFFICE	\$47.25
				GENERAL FUND	\$113.42
				SAN FRANCISCO PD	\$261.11



State of California
ASSET FORFEITURE REPORT - 2007

Table 3

Admin Number	Docket Number	Amount Forfeited	Date Disbursed	Recipient	Amount Disbursed
02-173		\$1,890.28	9/27/2007	15% - 11489	\$184.30
				CDAA	\$18.90
				DA OFFICE	\$189.03
				GENERAL FUND	\$453.67
				SAN FRANCISCO PD	\$1,044.38
02-183		\$2,687.84	9/19/2007	15% - 11489	\$262.06
				CDAA	\$26.88
				DA OFFICE	\$268.79
				GENERAL FUND	\$645.08
				SAN FRANCISCO PD	\$1,485.03
02-184		\$1,199.79	7/20/2007	15% - 11489	\$116.98
				CDAA	\$12.00
				DA OFFICE	\$119.98
				GENERAL FUND	\$287.95
				SAN FRANCISCO PD	\$662.88
02-223		\$1,007.30	8/30/2007	15% - 11489	\$98.21
				CDAA	\$10.07
				DA OFFICE	\$100.74
				GENERAL FUND	\$241.75
				SAN FRANCISCO PD	\$556.53
02-273		\$2,788.39	9/27/2007	15% - 11489	\$271.87
				CDAA	\$27.88
				DA OFFICE	\$278.84
				GENERAL FUND	\$669.21
				SAN FRANCISCO PD	\$1,540.59
03-259		\$580.36	4/25/2007	15% - 11489	\$56.59
				CDAA	\$5.80
				DA OFFICE	\$58.03
				GENERAL FUND	\$139.29
				SAN FRANCISCO PD	\$320.65
04-195		\$556.00	8/29/2007	15% - 11489	\$54.21
				CDAA	\$5.56
				DA OFFICE	\$55.60
				GENERAL FUND	\$133.44
				SAN FRANCISCO PD	\$307.19
04-214		\$509.32	2/28/2007	15% - 11489	\$49.66
				CDAA	\$5.09
				DA OFFICE	\$50.93
				GENERAL FUND	\$122.24



State of California
ASSET FORFEITURE REPORT - 2007

Table 3

Admin Number	Docket Number	Amount Forfeited	Date Disbursed	Recipient	Amount Disbursed
				SAN FRANCISCO PD	\$281.40
04-221		\$1,268.32	5/23/2007	15% - 11489	\$123.66
				CDAA	\$12.68
				DA OFFICE	\$126.83
				GENERAL FUND	\$304.40
				SAN FRANCISCO PD	\$700.75
05-122		\$4,264.89	12/12/2007	15% - 11489	\$415.83
				CDAA	\$42.65
				DA OFFICE	\$426.49
				GENERAL FUND	\$1,023.57
				SAN FRANCISCO PD	\$2,356.35
05-157		\$1,225.20	7/18/2007	15% - 11489	\$119.46
				CDAA	\$12.25
				DA OFFICE	\$122.52
				GENERAL FUND	\$294.05
				SAN FRANCISCO PD	\$676.92
05-159		\$1,144.00	1/24/2007	15% - 11489	\$111.54
				CDAA	\$11.44
				DA OFFICE	\$114.40
				GENERAL FUND	\$274.56
				SAN FRANCISCO PD	\$632.06
05-189		\$876.36	11/15/2007	15% - 11489	\$85.45
				CDAA	\$8.76
				DA OFFICE	\$87.63
				GENERAL FUND	\$210.33
				SAN FRANCISCO PD	\$484.19
05-203		\$1,050.87	1/24/2007	15% - 11489	\$102.46
				CDAA	\$10.51
				DA OFFICE	\$105.08
				GENERAL FUND	\$252.21
				SAN FRANCISCO PD	\$580.61
05-219		\$505.88	8/29/2007	15% - 11489	\$49.32
				CDAA	\$5.06
				CHP	\$279.50
				DA OFFICE	\$50.59
				GENERAL FUND	\$121.41
05-231		\$5,889.12	5/23/2007	15% - 11489	\$574.19
				CDAA	\$58.89
				DA OFFICE	\$588.91



State of California
ASSET FORFEITURE REPORT - 2007

Table 3

Admin Number	Docket Number	Amount Forfeited	Date Disbursed	Recipient	Amount Disbursed
				GENERAL FUND	\$1,413.39
				SAN FRANCISCO PD	\$3,253.74
05-237		\$2,279.12	4/25/2007	15% - 11489	\$222.21
				CDAA	\$22.79
				DA OFFICE	\$227.92
				GENERAL FUND	\$546.99
				SAN FRANCISCO PD	\$1,259.21
05-244		\$683.12	9/19/2007	15% - 11489	\$66.60
				CDAA	\$6.83
				DA OFFICE	\$68.32
				GENERAL FUND	\$163.95
				SAN FRANCISCO PD	\$188.71
				SF CO PROBATION	\$188.71
05-271		\$12,012.08	11/15/2007	15% - 11489	\$1,171.18
				CDAA	\$120.12
				DA OFFICE	\$1,201.21
				GENERAL FUND	\$2,882.90
				SAN FRANCISCO PD	\$6,636.67
05-276		\$4,051.52	10/11/2007	15% - 11489	\$395.02
				CALIFORNIA STATE PAROLE	\$1,119.23
				CDAA	\$40.52
				DA OFFICE	\$405.16
				GENERAL FUND	\$972.36
				SAN FRANCISCO PD	\$1,119.23
05-276A		\$109.80	10/11/2007	15% - 11489	\$10.71
				CALIFORNIA STATE PAROLE	\$30.33
				CDAA	\$1.10
				DA OFFICE	\$10.98
				GENERAL FUND	\$26.35
				SAN FRANCISCO PD	\$30.33
06-003		\$692.31	1/24/2007	15% - 11489	\$67.50
				CDAA	\$6.92
				DA OFFICE	\$69.24
				GENERAL FUND	\$166.15
				SAN FRANCISCO PD	\$382.50
06-019		\$3,583.04	5/23/2007	15% - 11489	\$349.35
				CDAA	\$35.83
				DA OFFICE	\$358.30
				GENERAL FUND	\$859.93
				SAN FRANCISCO PD	\$1,979.63



State of California
ASSET FORFEITURE REPORT - 2007

Table 3

Admin Number	Docket Number	Amount Forfeited	Date Disbursed	Recipient	Amount Disbursed
06-023		\$2,252.04	7/18/2007	15% - 11489	\$219.57
				CDAA	\$22.52
				DA OFFICE	\$225.21
				GENERAL FUND	\$540.49
				SAN FRANCISCO PD	\$1,244.25
06-038		\$3,824.04	8/29/2007	15% - 11489	\$372.84
				CDAA	\$38.24
				DA OFFICE	\$382.41
				GENERAL FUND	\$917.77
				SAN FRANCISCO PD	\$2,112.78
06-052		\$698.62	7/18/2007	15% - 11489	\$68.12
				CDAA	\$6.99
				DA OFFICE	\$69.85
				GENERAL FUND	\$167.67
				SAN FRANCISCO PD	\$385.99
06-063		\$11,196.62	2/28/2007	15% - 11489	\$1,091.67
				CDAA	\$111.97
				DA OFFICE	\$1,119.66
				GENERAL FUND	\$2,687.19
				SAN FRANCISCO PD	\$6,186.13
06-087		\$637.65	7/18/2007	15% - 11489	\$62.17
				CDAA	\$6.38
				DA OFFICE	\$63.76
				GENERAL FUND	\$153.04
				SAN FRANCISCO PD	\$352.30
06-094		\$1,190.03	5/23/2007	15% - 11489	\$116.03
				CDAA	\$11.90
				DA OFFICE	\$119.00
				GENERAL FUND	\$285.61
				SAN FRANCISCO PD	\$657.49
06-100		\$627.89	4/25/2007	15% - 11489	\$61.22
				CDAA	\$6.28
				DA OFFICE	\$62.79
				GENERAL FUND	\$150.69
				SAN FRANCISCO PD	\$346.91
06-126		\$207.17	1/24/2007	15% - 11489	\$20.20
				CDAA	\$2.07
				DA OFFICE	\$20.72
				GENERAL FUND	\$49.72



State of California
ASSET FORFEITURE REPORT - 2007

Table 3

Admin Number	Docket Number	Amount Forfeited	Date Disbursed	Recipient	Amount Disbursed
				SAN FRANCISCO PD	\$114.46
06-126A		\$605.75	8/29/2007	15% - 11489	\$59.06
				CDAA	\$6.06
				DA OFFICE	\$60.57
				GENERAL FUND	\$145.38
				SAN FRANCISCO PD	\$334.68
06-128		\$518.31	7/18/2007	15% - 11489	\$50.54
				CDAA	\$5.18
				DA OFFICE	\$51.83
				GENERAL FUND	\$124.39
				SAN FRANCISCO PD	\$286.37
06-147		\$1,286.57	4/25/2007	15% - 11489	\$125.44
				CDAA	\$12.87
				DA OFFICE	\$128.65
				GENERAL FUND	\$308.78
				SAN FRANCISCO PD	\$710.83
06-159		\$3,321.57	8/29/2007	15% - 11489	\$323.85
				CDAA	\$33.22
				DA OFFICE	\$332.15
				GENERAL FUND	\$797.18
				SAN FRANCISCO PD	\$1,835.17
06-160		\$4,890.57	8/29/2007	15% - 11489	\$476.83
				CDAA	\$48.91
				DA OFFICE	\$489.05
				GENERAL FUND	\$1,173.74
				SAN FRANCISCO PD	\$2,702.04
06-161		\$1,006.43	4/25/2007	15% - 11489	\$98.13
				CDAA	\$10.06
				DA OFFICE	\$100.65
				GENERAL FUND	\$241.54
				SAN FRANCISCO PD	\$556.05
06-162		\$500.57	1/24/2007	15% - 11489	\$48.81
				CDAA	\$5.01
				DA OFFICE	\$50.05
				GENERAL FUND	\$120.14
				SAN FRANCISCO PD	\$276.56
06-166		\$2,772.99	1/24/2007	15% - 11489	\$270.37
				CDAA	\$27.73
				DA OFFICE	\$277.29



State of California
ASSET FORFEITURE REPORT - 2007

Table 3

Admin Number	Docket Number	Amount Forfeited	Date Disbursed	Recipient	Amount Disbursed
				GENERAL FUND	\$665.52
				SAN FRANCISCO PD	\$766.04
				SF STATE UNIVERSITY PD	\$766.04
06-173		\$530.10	4/25/2007	15% - 11489	\$51.68
				CDAA	\$5.30
				DA OFFICE	\$53.02
				GENERAL FUND	\$127.22
				SAN FRANCISCO PD	\$292.88
06-174		\$1,459.80	8/29/2007	15% - 11489	\$142.33
				CDAA	\$14.60
				DA OFFICE	\$145.98
				GENERAL FUND	\$350.35
				SAN FRANCISCO CO SO	\$403.27
				SAN FRANCISCO PD	\$403.27
06-174A		\$1,400.00	8/29/2007	15% - 11489	\$136.50
				CDAA	\$14.00
				DA OFFICE	\$140.00
				GENERAL FUND	\$336.00
				SAN FRANCISCO CO SO	\$386.75
				SAN FRANCISCO PD	\$386.75
06-176		\$705.85	4/25/2007	15% - 11489	\$68.82
				CDAA	\$7.06
				DA OFFICE	\$70.59
				GENERAL FUND	\$169.40
				SAN FRANCISCO PD	\$389.98
06-177		\$1,019.80	2/28/2007	15% - 11489	\$99.43
				CDAA	\$10.20
				DA OFFICE	\$101.98
				GENERAL FUND	\$244.75
				SAN FRANCISCO PD	\$563.44
06-181		\$4,195.80	4/25/2007	15% - 11489	\$409.09
				CDAA	\$41.96
				DA OFFICE	\$419.58
				GENERAL FUND	\$1,006.99
				SAN FRANCISCO PD	\$2,318.18
06-184		\$521.85	9/19/2007	15% - 11489	\$50.88
				CDAA	\$5.22
				DA OFFICE	\$52.19
				GENERAL FUND	\$125.24
				SAN FRANCISCO PD	\$288.32



State of California
ASSET FORFEITURE REPORT - 2007

Table 3

Admin Number	Docket Number	Amount Forfeited	Date Disbursed	Recipient	Amount Disbursed
06-188		\$1,382.80	4/25/2007	15% - 11489	\$134.82
				CDAA	\$13.83
				DA OFFICE	\$138.28
				GENERAL FUND	\$331.87
				SAN FRANCISCO PD	\$764.00
06-189		\$17,990.85	1/24/2007	15% - 11489	\$1,754.11
				CDAA	\$179.91
				DA OFFICE	\$1,799.09
				GENERAL FUND	\$4,317.80
				SAN FRANCISCO PD	\$9,939.94
06-191		\$1,085.85	4/25/2007	15% - 11489	\$105.87
				CDAA	\$10.86
				DA OFFICE	\$108.59
				GENERAL FUND	\$260.60
				SAN FRANCISCO PD	\$599.93
06-192		\$538.85	1/24/2007	15% - 11489	\$52.54
				CDAA	\$5.39
				DA OFFICE	\$53.89
				GENERAL FUND	\$129.32
				SAN FRANCISCO PD	\$297.71
06-193		\$581.85	4/25/2007	15% - 11489	\$56.73
				CDAA	\$5.82
				DA OFFICE	\$58.19
				GENERAL FUND	\$139.64
				SAN FRANCISCO PD	\$321.47
06-194		\$608.85	1/24/2007	15% - 11489	\$59.36
				CDAA	\$6.09
				DA OFFICE	\$60.89
				GENERAL FUND	\$146.12
				SAN FRANCISCO PD	\$336.39
06-195		\$697.85	1/24/2007	15% - 11489	\$68.04
				CDAA	\$6.98
				DA OFFICE	\$69.79
				GENERAL FUND	\$167.48
				SAN FRANCISCO PD	\$385.56
06-197		\$582.85	1/24/2007	15% - 11489	\$56.83
				CDAA	\$5.83
				DA OFFICE	\$58.29
				GENERAL FUND	\$139.88



State of California
ASSET FORFEITURE REPORT - 2007

Table 3

Admin Number	Docket Number	Amount Forfeited	Date Disbursed	Recipient	Amount Disbursed
				SAN FRANCISCO PD	\$322.02
06-200		\$1,408.37	1/24/2007	15% - 11489	\$137.32
				CDAA	\$14.08
				DA OFFICE	\$140.84
				GENERAL FUND	\$338.01
				SAN FRANCISCO PD	\$778.12
06-202		\$601.37	1/24/2007	15% - 11489	\$58.63
				CDAA	\$6.01
				DA OFFICE	\$60.14
				GENERAL FUND	\$144.33
				SAN FRANCISCO PD	\$332.26
06-204		\$907.03	1/24/2007	15% - 11489	\$88.44
				CDAA	\$9.07
				DA OFFICE	\$90.70
				GENERAL FUND	\$217.69
				SAN FRANCISCO PD	\$501.13
06-206		\$790.37	1/24/2007	15% - 11489	\$77.06
				CDAA	\$7.90
				DA OFFICE	\$79.04
				GENERAL FUND	\$189.69
				SAN FRANCISCO PD	\$436.68
06-208		\$1,042.37	4/25/2007	15% - 11489	\$101.63
				CDAA	\$10.42
				DA OFFICE	\$104.24
				GENERAL FUND	\$250.17
				SAN FRANCISCO PD	\$575.91
06-209		\$1,555.37	2/28/2007	15% - 11489	\$151.65
				CDAA	\$15.55
				DA OFFICE	\$155.54
				GENERAL FUND	\$373.29
				SAN FRANCISCO PD	\$859.34
06-210		\$906.37	2/28/2007	15% - 11489	\$88.37
				CDAA	\$9.06
				DA OFFICE	\$90.64
				GENERAL FUND	\$217.53
				SAN FRANCISCO PD	\$500.77
06-211		\$583.37	4/25/2007	15% - 11489	\$56.88
				CDAA	\$5.83
				DA OFFICE	\$58.34



State of California
ASSET FORFEITURE REPORT - 2007

Table 3

Admin Number	Docket Number	Amount Forfeited	Date Disbursed	Recipient	Amount Disbursed
				GENERAL FUND	\$140.01
				SAN FRANCISCO PD	\$322.31
06-212		\$1,580.37	1/24/2007	15% - 11489	\$154.09
				CDAA	\$15.80
				DA OFFICE	\$158.04
				GENERAL FUND	\$379.29
				SAN FRANCISCO PD	\$873.15
06-213		\$603.37	1/24/2007	15% - 11489	\$58.83
				CDAA	\$6.03
				DA OFFICE	\$60.34
				GENERAL FUND	\$144.81
				SAN FRANCISCO PD	\$333.36
06-214		\$891.37	1/24/2007	15% - 11489	\$86.91
				CDAA	\$8.91
				DA OFFICE	\$89.14
				GENERAL FUND	\$213.93
				SAN FRANCISCO PD	\$492.48
06-215		\$3,251.37	4/25/2007	15% - 11489	\$317.01
				CDAA	\$32.51
				DA OFFICE	\$325.14
				GENERAL FUND	\$780.33
				SAN FRANCISCO PD	\$1,796.38
06-220		\$2,443.37	11/15/2007	15% - 11489	\$238.23
				CDAA	\$24.43
				DA OFFICE	\$244.34
				GENERAL FUND	\$586.41
				SAN FRANCISCO PD	\$1,349.96
06-221		\$562.03	1/24/2007	15% - 11489	\$54.80
				CDAA	\$5.62
				DA OFFICE	\$56.20
				GENERAL FUND	\$134.89
				SAN FRANCISCO PD	\$310.52
06-222		\$1,230.37	2/28/2007	15% - 11489	\$119.96
				CDAA	\$12.30
				DA OFFICE	\$123.04
				GENERAL FUND	\$295.29
				SAN FRANCISCO PD	\$679.78
06-224		\$9,592.72	1/24/2007	15% - 11489	\$935.29
				CDAA	\$95.93



State of California
ASSET FORFEITURE REPORT - 2007

Table 3

Admin Number	Docket Number	Amount Forfeited	Date Disbursed	Recipient	Amount Disbursed
				DA OFFICE	\$959.27
				GENERAL FUND	\$2,302.25
				SAN FRANCISCO PD	\$5,299.98
06-225		\$2,180.72	1/24/2007	15% - 11489	\$212.62
				CDAA	\$21.81
				DA OFFICE	\$218.07
				GENERAL FUND	\$523.37
				SAN FRANCISCO PD	\$1,204.85
06-227		\$1,228.37	1/24/2007	15% - 11489	\$119.77
				CDAA	\$12.28
				DA OFFICE	\$122.84
				GENERAL FUND	\$294.81
				SAN FRANCISCO PD	\$678.67
06-228		\$525.37	2/28/2007	15% - 11489	\$51.22
				CDAA	\$5.25
				DA OFFICE	\$52.54
				GENERAL FUND	\$126.09
				SAN FRANCISCO PD	\$290.27
06-229		\$908.93	4/25/2007	15% - 11489	\$88.62
				CDAA	\$9.09
				DA OFFICE	\$90.90
				GENERAL FUND	\$218.14
				SAN FRANCISCO PD	\$502.18
06-231		\$629.58	4/25/2007	15% - 11489	\$61.38
				CDAA	\$6.30
				DA OFFICE	\$62.96
				GENERAL FUND	\$151.10
				SAN FRANCISCO PD	\$347.84
06-232		\$859.58	4/25/2007	15% - 11489	\$83.81
				CDAA	\$8.60
				DA OFFICE	\$85.95
				GENERAL FUND	\$206.30
				SAN FRANCISCO PD	\$474.92
06-233		\$850.58	4/25/2007	15% - 11489	\$82.93
				CDAA	\$8.51
				DA OFFICE	\$85.05
				GENERAL FUND	\$204.14
				SAN FRANCISCO PD	\$469.95
06-234		\$861.58	4/25/2007	15% - 11489	\$84.00



State of California
ASSET FORFEITURE REPORT - 2007

Table 3

Admin Number	Docket Number	Amount Forfeited	Date Disbursed	Recipient	Amount Disbursed
				CDAA	\$8.62
				DA OFFICE	\$86.16
				GENERAL FUND	\$206.78
				SAN FRANCISCO PD	\$476.02
06-235		\$3,119.10	4/25/2007		
				15% - 11489	\$304.11
				CDAA	\$31.19
				DA OFFICE	\$311.92
				GENERAL FUND	\$748.58
				SAN FRANCISCO PD	\$1,723.30
06-236		\$3,567.10	4/25/2007		
				15% - 11489	\$347.79
				CDAA	\$35.67
				DA OFFICE	\$356.72
				GENERAL FUND	\$856.10
				SAN FRANCISCO PD	\$1,970.82
06-239		\$1,650.58	5/23/2007		
				15% - 11489	\$160.93
				CDAA	\$16.51
				DA OFFICE	\$165.05
				GENERAL FUND	\$396.14
				SAN FRANCISCO PD	\$911.95
06-241		\$519.58	12/12/2007		
				15% - 11489	\$50.66
				CDAA	\$5.20
				DA OFFICE	\$51.95
				GENERAL FUND	\$124.70
				SAN FRANCISCO PD	\$287.07
06-242		\$639.58	4/25/2007		
				15% - 11489	\$62.36
				CDAA	\$6.40
				DA OFFICE	\$63.95
				GENERAL FUND	\$153.50
				SAN FRANCISCO PD	\$353.37
06-243		\$883.33	5/23/2007		
				15% - 11489	\$86.12
				CDAA	\$8.83
				DA OFFICE	\$88.34
				GENERAL FUND	\$212.00
				SAN FRANCISCO PD	\$488.04
06-244		\$3,527.58	6/20/2007		
				15% - 11489	\$343.94
				CDAA	\$35.28
				DA OFFICE	\$352.75
				GENERAL FUND	\$846.62
				SAN FRANCISCO PD	\$1,948.99



State of California
ASSET FORFEITURE REPORT - 2007

Table 3

Admin Number	Docket Number	Amount Forfeited	Date Disbursed	Recipient	Amount Disbursed
06-245		\$863.58	4/25/2007	15% - 11489	\$84.20
				CDAA	\$8.64
				DA OFFICE	\$86.35
				GENERAL FUND	\$207.26
				SAN FRANCISCO PD	\$477.13
06-247		\$461.00	9/19/2007	15% - 11489	\$44.95
				CDAA	\$4.61
				DA OFFICE	\$46.10
				GENERAL FUND	\$110.64
				SAN FRANCISCO PD	\$254.70
06-247A		\$3,635.25	9/19/2007	15% - 11489	\$354.44
				CDAA	\$36.35
				DA OFFICE	\$363.52
				GENERAL FUND	\$872.46
				SAN FRANCISCO PD	\$1,004.24
06-248		\$639.58	4/25/2007	15% - 11489	\$62.36
				CDAA	\$6.40
				DA OFFICE	\$63.95
				GENERAL FUND	\$153.50
				SAN FRANCISCO PD	\$353.37
06-250		\$552.58	4/25/2007	15% - 11489	\$53.88
				CDAA	\$5.53
				DA OFFICE	\$55.25
				GENERAL FUND	\$132.62
				SAN FRANCISCO PD	\$305.30
06-251		\$893.58	5/23/2007	15% - 11489	\$87.12
				CDAA	\$8.94
				DA OFFICE	\$89.36
				GENERAL FUND	\$214.46
				SAN FRANCISCO PD	\$493.70
06-252		\$664.58	4/25/2007	15% - 11489	\$64.80
				CDAA	\$6.65
				DA OFFICE	\$66.45
				GENERAL FUND	\$159.50
				SAN FRANCISCO PD	\$367.18
06-253		\$729.58	4/25/2007	15% - 11489	\$71.13
				CDAA	\$7.30
				DA OFFICE	\$72.96



State of California
ASSET FORFEITURE REPORT - 2007

Table 3

Admin Number	Docket Number	Amount Forfeited	Date Disbursed	Recipient	Amount Disbursed
				GENERAL FUND	\$175.10
				SAN FRANCISCO PD	\$403.09
06-254		\$1,144.16	4/25/2007	15% - 11489	\$111.56
				CDAA	\$11.44
				DA OFFICE	\$114.41
				GENERAL FUND	\$274.60
				SAN FRANCISCO PD	\$632.15
06-255		\$501.58	4/25/2007	15% - 11489	\$48.90
				CDAA	\$5.02
				DA OFFICE	\$50.16
				GENERAL FUND	\$120.38
				SAN FRANCISCO PD	\$277.12
06-256		\$1,842.10	4/25/2007	15% - 11489	\$179.60
				CDAA	\$18.42
				DA OFFICE	\$184.22
				GENERAL FUND	\$442.10
				SAN FRANCISCO PD	\$1,017.76
06-258		\$7,248.54	6/20/2007	15% - 11489	\$706.73
				CDAA	\$72.49
				DA OFFICE	\$724.85
				GENERAL FUND	\$1,739.65
				SAN FRANCISCO PD	\$4,004.82
07-001		\$6,924.10	4/25/2007	15% - 11489	\$675.10
				CDAA	\$69.24
				DA OFFICE	\$692.41
				GENERAL FUND	\$1,661.78
				SAN FRANCISCO PD	\$3,825.57
07-002		\$1,287.10	8/29/2007	15% - 11489	\$125.49
				CDAA	\$12.87
				DA OFFICE	\$128.72
				GENERAL FUND	\$308.90
				SAN FRANCISCO PD	\$711.12
07-003		\$1,172.10	4/25/2007	15% - 11489	\$114.28
				CDAA	\$11.72
				DA OFFICE	\$117.21
				GENERAL FUND	\$281.30
				SAN FRANCISCO PD	\$647.59
07-005		\$780.44	7/18/2007	15% - 11489	\$76.09
				CDAA	\$7.80



State of California
ASSET FORFEITURE REPORT - 2007

Table 3

Admin Number	Docket Number	Amount Forfeited	Date Disbursed	Recipient	Amount Disbursed
				DA OFFICE	\$78.05
				GENERAL FUND	\$187.31
				SAN FRANCISCO PD	\$431.19
07-007		\$1,168.58	4/25/2007		
				15% - 11489	\$113.94
				CDAA	\$11.69
				DA OFFICE	\$116.85
				GENERAL FUND	\$280.46
				SAN FRANCISCO PD	\$645.64
07-008		\$698.58	4/25/2007		
				15% - 11489	\$68.11
				CDAA	\$6.99
				DA OFFICE	\$69.85
				GENERAL FUND	\$167.66
				SAN FRANCISCO PD	\$385.97
07-009		\$14,762.10	4/25/2007		
				15% - 11489	\$1,439.30
				CDAA	\$147.62
				DA OFFICE	\$1,476.22
				GENERAL FUND	\$3,542.90
				SAN FRANCISCO PD	\$8,156.06
07-010		\$698.58	6/20/2007		
				15% - 11489	\$68.11
				CDAA	\$6.99
				DA OFFICE	\$69.85
				GENERAL FUND	\$167.66
				SAN FRANCISCO PD	\$385.97
07-011		\$1,817.58	4/25/2007		
				15% - 11489	\$177.21
				CDAA	\$18.18
				DA OFFICE	\$181.76
				GENERAL FUND	\$436.22
				SAN FRANCISCO PD	\$1,004.21
07-012		\$13,901.58	4/25/2007		
				15% - 11489	\$1,355.40
				CDAA	\$139.02
				DA OFFICE	\$1,390.16
				GENERAL FUND	\$3,336.38
				SAN FRANCISCO PD	\$7,680.62
07-017		\$495.39	5/23/2007		
				15% - 11489	\$48.30
				CDAA	\$4.95
				DA OFFICE	\$49.55
				GENERAL FUND	\$118.89
				SAN FRANCISCO PD	\$273.70
07-018		\$3,225.52	9/19/2007		
				15% - 11489	\$314.49



State of California
ASSET FORFEITURE REPORT - 2007

Table 3

Admin Number	Docket Number	Amount Forfeited	Date Disbursed	Recipient	Amount Disbursed
				CDA	\$32.26
				DA OFFICE	\$322.55
				GENERAL FUND	\$774.12
				SAN FRANCISCO PD	\$1,782.10
07-020		\$1,739.99	12/12/2007		
				15% - 11489	\$169.65
				CDA	\$17.40
				DA OFFICE	\$174.00
				GENERAL FUND	\$417.60
				SAN FRANCISCO PD	\$961.34
07-021		\$1,775.52	5/23/2007		
				15% - 11489	\$173.11
				CDA	\$17.76
				DA OFFICE	\$177.56
				GENERAL FUND	\$426.12
				SAN FRANCISCO PD	\$980.97
07-023		\$1,779.52	5/23/2007		
				15% - 11489	\$173.50
				CDA	\$17.80
				DA OFFICE	\$177.96
				GENERAL FUND	\$427.08
				SAN FRANCISCO PD	\$983.18
07-024		\$558.97	5/23/2007		
				15% - 11489	\$54.50
				CDA	\$5.59
				DA OFFICE	\$55.90
				GENERAL FUND	\$134.15
				SAN FRANCISCO PD	\$308.83
07-026		\$1,380.52	5/23/2007		
				15% - 11489	\$134.60
				CDA	\$13.81
				DA OFFICE	\$138.05
				GENERAL FUND	\$331.32
				SAN FRANCISCO PD	\$762.74
07-027		\$991.52	11/15/2007		
				15% - 11489	\$96.67
				CDA	\$9.92
				DA OFFICE	\$99.16
				GENERAL FUND	\$237.96
				SAN FRANCISCO PD	\$547.81
07-028		\$906.52	5/23/2007		
				15% - 11489	\$88.39
				CDA	\$9.07
				DA OFFICE	\$90.65
				GENERAL FUND	\$217.56
				SAN FRANCISCO PD	\$500.85



State of California
ASSET FORFEITURE REPORT - 2007

Table 3

Admin Number	Docket Number	Amount Forfeited	Date Disbursed	Recipient	Amount Disbursed
07-029		\$791.39	5/23/2007	15% - 11489	\$77.16
				CDAA	\$7.91
				DA OFFICE	\$79.15
				GENERAL FUND	\$189.93
				SAN FRANCISCO PD	\$437.24
07-030		\$1,542.52	5/23/2007	15% - 11489	\$150.40
				CDAA	\$15.43
				DA OFFICE	\$154.25
				GENERAL FUND	\$370.20
				SAN FRANCISCO PD	\$852.24
07-031		\$1,334.52	5/23/2007	15% - 11489	\$130.12
				CDAA	\$13.35
				DA OFFICE	\$133.45
				GENERAL FUND	\$320.28
				SAN FRANCISCO PD	\$737.32
07-034		\$101,518.27	3/14/2007	15% - 11489	\$9,898.03
				CDAA	\$1,015.18
				DA OFFICE	\$10,151.84
				GENERAL FUND	\$24,364.38
				SAN FRANCISCO PD	\$56,088.84
07-035		\$1,109.52	5/23/2007	15% - 11489	\$108.18
				CDAA	\$11.10
				DA OFFICE	\$110.95
				GENERAL FUND	\$266.28
				SAN FRANCISCO PD	\$613.01
07-036		\$902.52	5/23/2007	15% - 11489	\$88.00
				CDAA	\$9.03
				DA OFFICE	\$90.25
				GENERAL FUND	\$216.60
				SAN FRANCISCO PD	\$498.64
07-037		\$2,129.52	5/23/2007	15% - 11489	\$207.63
				CDAA	\$21.30
				DA OFFICE	\$212.95
				GENERAL FUND	\$511.08
				SAN FRANCISCO PD	\$1,176.56
07-040		\$2,576.52	5/23/2007	15% - 11489	\$251.21
				CDAA	\$25.77
				DA OFFICE	\$257.65
				GENERAL FUND	\$618.36



State of California
ASSET FORFEITURE REPORT - 2007

Table 3

Admin Number	Docket Number	Amount Forfeited	Date Disbursed	Recipient	Amount Disbursed
				SAN FRANCISCO PD	\$1,423.53
07-043		\$542.59	7/18/2007	15% - 11489	\$52.90
				CDAA	\$5.43
				DA OFFICE	\$54.26
				GENERAL FUND	\$130.22
				SAN FRANCISCO PD	\$299.78
07-044		\$655.39	6/20/2007	15% - 11489	\$63.90
				CDAA	\$6.55
				DA OFFICE	\$65.55
				GENERAL FUND	\$157.29
				SAN FRANCISCO PD	\$362.10
07-045		\$1,345.38	7/18/2007	15% - 11489	\$131.17
				CDAA	\$13.45
				DA OFFICE	\$134.55
				GENERAL FUND	\$322.89
				SAN FRANCISCO PD	\$743.32
07-046		\$911.39	5/23/2007	15% - 11489	\$88.86
				CDAA	\$9.11
				DA OFFICE	\$91.15
				GENERAL FUND	\$218.73
				SAN FRANCISCO PD	\$503.54
07-047		\$988.52	7/18/2007	15% - 11489	\$96.38
				CDAA	\$9.89
				DA OFFICE	\$98.85
				GENERAL FUND	\$237.24
				SAN FRANCISCO PD	\$546.16
07-048		\$1,024.52	5/23/2007	15% - 11489	\$99.89
				CDAA	\$10.25
				DA OFFICE	\$102.45
				GENERAL FUND	\$245.88
				SAN FRANCISCO PD	\$566.05
07-049		\$1,020.52	6/20/2007	15% - 11489	\$99.50
				CDAA	\$10.21
				DA OFFICE	\$102.05
				GENERAL FUND	\$244.92
				SAN FRANCISCO PD	\$563.84
07-050		\$1,668.54	8/29/2007	15% - 11489	\$162.68
				CDAA	\$16.69
				DA OFFICE	\$166.85



State of California
ASSET FORFEITURE REPORT - 2007

Table 3

Admin Number	Docket Number	Amount Forfeited	Date Disbursed	Recipient	Amount Disbursed
				GENERAL FUND	\$400.45
				SAN FRANCISCO PD	\$921.87
07-051		\$761.54	6/20/2007	15% - 11489	\$74.25
				CDAA	\$7.62
				DA OFFICE	\$76.15
				GENERAL FUND	\$182.77
				SAN FRANCISCO PD	\$420.75
07-052		\$651.54	6/20/2007	15% - 11489	\$63.53
				CDAA	\$6.52
				DA OFFICE	\$65.14
				GENERAL FUND	\$156.37
				SAN FRANCISCO PD	\$359.98
07-053		\$2,023.54	6/20/2007	15% - 11489	\$197.30
				CDAA	\$20.24
				DA OFFICE	\$202.34
				GENERAL FUND	\$485.65
				SAN FRANCISCO PD	\$1,118.01
07-055		\$873.54	6/20/2007	15% - 11489	\$85.17
				CDAA	\$8.74
				DA OFFICE	\$87.35
				GENERAL FUND	\$209.65
				SAN FRANCISCO PD	\$482.63
07-056		\$553.54	10/11/2007	15% - 11489	\$53.97
				CDAA	\$5.54
				DA OFFICE	\$55.35
				GENERAL FUND	\$132.85
				SAN FRANCISCO PD	\$305.83
07-057		\$536.96	6/20/2007	15% - 11489	\$52.35
				CDAA	\$5.37
				DA OFFICE	\$53.70
				GENERAL FUND	\$128.87
				SAN FRANCISCO PD	\$296.67
07-058		\$1,716.89	6/20/2007	15% - 11489	\$167.40
				CDAA	\$17.17
				DA OFFICE	\$171.69
				GENERAL FUND	\$412.05
				SAN FRANCISCO PD	\$948.58
07-060		\$2,495.55	7/18/2007	15% - 11489	\$243.32
				CDAA	\$24.96



State of California
ASSET FORFEITURE REPORT - 2007

Table 3

Admin Number	Docket Number	Amount Forfeited	Date Disbursed	Recipient	Amount Disbursed
				DA OFFICE	\$249.55
				GENERAL FUND	\$598.93
				SAN FRANCISCO PD	\$1,378.79
07-061		\$3,474.00	9/19/2007		
				15% - 11489	\$338.72
				CDAA	\$34.74
				DA OFFICE	\$347.39
				GENERAL FUND	\$833.76
				SAN FRANCISCO PD	\$1,919.39
07-062		\$2,179.54	6/20/2007		
				15% - 11489	\$212.51
				CDAA	\$21.80
				DA OFFICE	\$217.94
				GENERAL FUND	\$523.09
				SAN FRANCISCO PD	\$1,204.20
07-063		\$1,009.54	6/20/2007		
				15% - 11489	\$98.43
				CDAA	\$10.10
				DA OFFICE	\$100.95
				GENERAL FUND	\$242.29
				SAN FRANCISCO PD	\$557.77
07-064		\$957.54	6/20/2007		
				15% - 11489	\$93.36
				CDAA	\$9.58
				DA OFFICE	\$95.75
				GENERAL FUND	\$229.81
				SAN FRANCISCO PD	\$529.04
07-065		\$3,039.54	6/20/2007		
				15% - 11489	\$296.36
				CDAA	\$30.40
				DA OFFICE	\$303.94
				GENERAL FUND	\$729.49
				SAN FRANCISCO PD	\$1,679.35
07-068		\$1,110.54	6/20/2007		
				15% - 11489	\$108.28
				CDAA	\$11.11
				DA OFFICE	\$111.05
				GENERAL FUND	\$266.53
				SAN FRANCISCO PD	\$613.57
07-069		\$2,353.54	6/20/2007		
				15% - 11489	\$229.47
				CDAA	\$23.54
				DA OFFICE	\$235.35
				GENERAL FUND	\$564.85
				SAN FRANCISCO PD	\$1,300.33
07-071		\$1,832.00	6/20/2007		
				15% - 11489	\$178.62



State of California
ASSET FORFEITURE REPORT - 2007

Table 3

Admin Number	Docket Number	Amount Forfeited	Date Disbursed	Recipient	Amount Disbursed
				CDAA	\$18.32
				DA OFFICE	\$183.20
				GENERAL FUND	\$439.68
				SAN FRANCISCO PD	\$1,012.18
07-073		\$1,697.54	6/20/2007		
				15% - 11489	\$165.51
				CDAA	\$16.98
				DA OFFICE	\$169.75
				GENERAL FUND	\$407.41
				SAN FRANCISCO PD	\$937.89
07-074		\$751.03	6/20/2007		
				15% - 11489	\$73.23
				CDAA	\$7.51
				DA OFFICE	\$75.10
				GENERAL FUND	\$180.25
				SAN FRANCISCO PD	\$414.94
07-077		\$1,891.58	7/18/2007		
				15% - 11489	\$184.43
				CDAA	\$18.92
				DA OFFICE	\$189.15
				GENERAL FUND	\$453.98
				SAN FRANCISCO PD	\$1,045.10
07-082		\$10,641.54	7/18/2007		
				15% - 11489	\$1,037.55
				CDAA	\$106.42
				DA OFFICE	\$1,064.15
				GENERAL FUND	\$2,553.97
				SAN FRANCISCO PD	\$5,879.45
07-083		\$999.72	7/18/2007		
				15% - 11489	\$97.47
				CDAA	\$10.00
				DA OFFICE	\$99.97
				GENERAL FUND	\$239.93
				SAN FRANCISCO PD	\$552.35
07-084		\$2,750.72	7/18/2007		
				15% - 11489	\$268.20
				CDAA	\$27.51
				DA OFFICE	\$275.07
				GENERAL FUND	\$660.17
				SAN FRANCISCO PD	\$1,519.77
07-085		\$576.54	7/18/2007		
				15% - 11489	\$56.21
				CDAA	\$5.77
				DA OFFICE	\$57.65
				GENERAL FUND	\$138.37
				SAN FRANCISCO PD	\$318.54



State of California
ASSET FORFEITURE REPORT - 2007

Table 3

Admin Number	Docket Number	Amount Forfeited	Date Disbursed	Recipient	Amount Disbursed
07-087		\$7,170.72	7/18/2007	15% - 11489	\$699.15
				CDAA	\$71.71
				DA OFFICE	\$717.07
				GENERAL FUND	\$1,720.97
				SAN FRANCISCO PD	\$3,961.82
07-090		\$4,294.54	7/18/2007	15% - 11489	\$418.72
				CDAA	\$42.95
				DA OFFICE	\$429.45
				GENERAL FUND	\$1,030.69
				SAN FRANCISCO PD	\$2,372.73
07-091		\$1,336.54	7/18/2007	15% - 11489	\$130.31
				CDAA	\$13.37
				DA OFFICE	\$133.65
				GENERAL FUND	\$320.77
				SAN FRANCISCO PD	\$738.44
07-092		\$1,124.54	9/19/2007	15% - 11489	\$109.64
				CDAA	\$11.25
				DA OFFICE	\$112.45
				GENERAL FUND	\$269.89
				SAN FRANCISCO PD	\$621.31
07-094		\$4,989.60	10/11/2007	15% - 11489	\$486.49
				CDAA	\$49.90
				DA OFFICE	\$498.96
				GENERAL FUND	\$1,197.50
				SAN FRANCISCO PD	\$2,756.75
07-095		\$1,211.54	9/19/2007	15% - 11489	\$118.13
				CDAA	\$12.12
				DA OFFICE	\$121.14
				GENERAL FUND	\$290.77
				SAN FRANCISCO PD	\$669.38
07-096		\$846.54	10/11/2007	15% - 11489	\$82.54
				CDAA	\$8.47
				DA OFFICE	\$84.65
				GENERAL FUND	\$203.17
				SAN FRANCISCO PD	\$467.71
07-097		\$741.54	7/18/2007	15% - 11489	\$72.30
				CDAA	\$7.42
				DA OFFICE	\$74.15
				GENERAL FUND	\$177.97



State of California
ASSET FORFEITURE REPORT - 2007

Table 3

Admin Number	Docket Number	Amount Forfeited	Date Disbursed	Recipient	Amount Disbursed
				SAN FRANCISCO PD	\$409.70
07-099		\$789.54	7/18/2007	15% - 11489	\$76.98
				CDAA	\$7.90
				DA OFFICE	\$78.95
				GENERAL FUND	\$189.49
				SAN FRANCISCO PD	\$436.22
07-100		\$1,185.71	8/29/2007	15% - 11489	\$115.61
				CDAA	\$11.86
				DA OFFICE	\$118.57
				GENERAL FUND	\$284.57
				SAN FRANCISCO PD	\$655.10
07-101		\$113,251.14	10/11/2007	15% - 11489	\$11,041.99
				CDAA	\$1,132.51
				DA OFFICE	\$11,325.12
				GENERAL FUND	\$27,180.27
				SAN FRANCISCO PD	\$62,571.25
07-102		\$587.71	8/29/2007	15% - 11489	\$57.30
				CDAA	\$5.88
				DA OFFICE	\$58.77
				GENERAL FUND	\$141.05
				SAN FRANCISCO PD	\$324.71
07-103		\$1,028.06	8/29/2007	15% - 11489	\$100.24
				CDAA	\$10.28
				DA OFFICE	\$102.81
				GENERAL FUND	\$246.73
				SAN FRANCISCO PD	\$568.00
07-104		\$899.64	9/19/2007	15% - 11489	\$87.71
				CDAA	\$9.00
				DA OFFICE	\$89.97
				GENERAL FUND	\$215.91
				SAN FRANCISCO PD	\$497.05
07-107		\$2,225.06	9/19/2007	15% - 11489	\$216.94
				CDAA	\$22.25
				DA OFFICE	\$222.51
				GENERAL FUND	\$534.01
				SAN FRANCISCO PD	\$1,229.35
07-108		\$753.06	8/29/2007	15% - 11489	\$73.42
				CDAA	\$7.53
				DA OFFICE	\$75.31



State of California
ASSET FORFEITURE REPORT - 2007

Table 3

Admin Number	Docket Number	Amount Forfeited	Date Disbursed	Recipient	Amount Disbursed
				GENERAL FUND	\$180.73
				SAN FRANCISCO PD	\$416.07
07-112		\$627.06	8/29/2007		
				15% - 11489	\$61.14
				CDAA	\$6.27
				DA OFFICE	\$62.71
				GENERAL FUND	\$150.49
				SAN FRANCISCO PD	\$346.45
07-114		\$712.71	8/29/2007		
				15% - 11489	\$69.49
				CDAA	\$7.13
				DA OFFICE	\$71.27
				GENERAL FUND	\$171.05
				SAN FRANCISCO PD	\$393.77
07-115		\$3,436.06	8/29/2007		
				15% - 11489	\$335.02
				CDAA	\$34.36
				DA OFFICE	\$343.61
				GENERAL FUND	\$824.65
				SAN FRANCISCO PD	\$1,898.42
07-116		\$14,832.06	8/29/2007		
				15% - 11489	\$1,446.13
				CDAA	\$148.32
				DA OFFICE	\$1,483.21
				GENERAL FUND	\$3,559.69
				SAN FRANCISCO PD	\$8,194.71
07-117		\$652.71	9/19/2007		
				15% - 11489	\$63.64
				CDAA	\$6.53
				DA OFFICE	\$65.27
				GENERAL FUND	\$156.65
				SAN FRANCISCO PD	\$360.62
07-119		\$497.71	9/19/2007		
				15% - 11489	\$48.53
				CDAA	\$4.98
				DA OFFICE	\$49.77
				GENERAL FUND	\$119.45
				SAN FRANCISCO PD	\$274.98
07-120		\$1,564.01	9/19/2007		
				15% - 11489	\$152.49
				CDAA	\$15.64
				DA OFFICE	\$156.40
				GENERAL FUND	\$375.36
				SAN FRANCISCO PD	\$864.12
07-121		\$2,199.06	9/19/2007		
				15% - 11489	\$214.41
				CDAA	\$21.99



State of California
ASSET FORFEITURE REPORT - 2007

Table 3

Admin Number	Docket Number	Amount Forfeited	Date Disbursed	Recipient	Amount Disbursed
				DA OFFICE	\$219.91
				GENERAL FUND	\$527.77
				SAN FRANCISCO PD	\$1,214.98
07-122		\$869.71	9/19/2007		
				15% - 11489	\$84.80
				CDAA	\$8.70
				DA OFFICE	\$86.97
				GENERAL FUND	\$208.73
				SAN FRANCISCO PD	\$480.51
07-124		\$5,052.71	9/19/2007		
				15% - 11489	\$492.64
				CDAA	\$50.53
				DA OFFICE	\$505.27
				GENERAL FUND	\$1,212.65
				SAN FRANCISCO PD	\$2,791.62
07-125		\$1,600.06	9/19/2007		
				15% - 11489	\$156.01
				CDAA	\$16.00
				DA OFFICE	\$160.01
				GENERAL FUND	\$384.01
				SAN FRANCISCO PD	\$884.03
07-126		\$1,492.71	9/19/2007		
				15% - 11489	\$145.54
				CDAA	\$14.93
				DA OFFICE	\$149.27
				GENERAL FUND	\$358.25
				SAN FRANCISCO PD	\$824.72
07-127		\$1,905.71	9/19/2007		
				15% - 11489	\$185.81
				CDAA	\$19.06
				DA OFFICE	\$190.57
				GENERAL FUND	\$457.37
				SAN FRANCISCO PD	\$1,052.90
07-128		\$1,008.06	9/19/2007		
				15% - 11489	\$98.29
				CDAA	\$10.08
				DA OFFICE	\$100.81
				GENERAL FUND	\$241.93
				SAN FRANCISCO PD	\$556.95
07-130		\$1,789.06	9/19/2007		
				15% - 11489	\$174.43
				CDAA	\$17.89
				DA OFFICE	\$178.91
				GENERAL FUND	\$429.37
				SAN FRANCISCO PD	\$988.46
07-131		\$518.71	9/19/2007		
				15% - 11489	\$50.57



State of California
ASSET FORFEITURE REPORT - 2007

Table 3

Admin Number	Docket Number	Amount Forfeited	Date Disbursed	Recipient	Amount Disbursed
				CDAA	\$5.19
				DA OFFICE	\$51.87
				GENERAL FUND	\$124.49
				SAN FRANCISCO PD	\$286.59
07-132		\$16,630.60	11/15/2007		
				15% - 11489	\$1,621.48
				CDAA	\$166.31
				DA OFFICE	\$1,663.06
				GENERAL FUND	\$3,991.34
				SAN FRANCISCO PD	\$9,188.41
07-133		\$17,953.60	11/15/2007		
				15% - 11489	\$1,750.48
				CDAA	\$179.54
				DA OFFICE	\$1,795.36
				GENERAL FUND	\$4,308.86
				SAN FRANCISCO PD	\$9,919.36
07-134		\$588.60	9/19/2007		
				15% - 11489	\$57.39
				CDAA	\$5.89
				DA OFFICE	\$58.86
				GENERAL FUND	\$141.26
				SAN FRANCISCO PD	\$325.20
07-138		\$826.60	11/15/2007		
				15% - 11489	\$80.59
				CDAA	\$8.27
				DA OFFICE	\$82.66
				GENERAL FUND	\$198.38
				SAN FRANCISCO PD	\$456.70
07-139		\$590.60	9/19/2007		
				15% - 11489	\$57.58
				CDAA	\$5.91
				DA OFFICE	\$59.06
				GENERAL FUND	\$141.74
				SAN FRANCISCO PD	\$326.31
07-140		\$1,151.60	10/11/2007		
				15% - 11489	\$112.28
				CDAA	\$11.52
				DA OFFICE	\$115.16
				GENERAL FUND	\$276.38
				SAN FRANCISCO PD	\$636.26
07-141		\$2,175.60	9/19/2007		
				15% - 11489	\$212.12
				CDAA	\$21.76
				DA OFFICE	\$217.56
				GENERAL FUND	\$522.14
				SAN FRANCISCO PD	\$1,202.02



State of California
ASSET FORFEITURE REPORT - 2007

Table 3

Admin Number	Docket Number	Amount Forfeited	Date Disbursed	Recipient	Amount Disbursed
07-142		\$1,908.60	9/19/2007	15% - 11489	\$186.09
				CDAA	\$19.09
				DA OFFICE	\$190.86
				GENERAL FUND	\$458.06
				SAN FRANCISCO PD	\$1,054.50
07-143		\$519.60	9/19/2007	15% - 11489	\$50.66
				CDAA	\$5.20
				DA OFFICE	\$51.96
				GENERAL FUND	\$124.70
				SAN FRANCISCO PD	\$287.08
07-146		\$791.16	9/19/2007	15% - 11489	\$77.14
				CDAA	\$7.91
				DA OFFICE	\$79.11
				GENERAL FUND	\$189.88
				SAN FRANCISCO PD	\$437.12
07-151		\$895.60	10/11/2007	15% - 11489	\$87.32
				CDAA	\$8.96
				DA OFFICE	\$89.56
				GENERAL FUND	\$214.94
				SAN FRANCISCO PD	\$494.82
07-156		\$1,761.82	11/15/2007	15% - 11489	\$171.78
				CDAA	\$17.62
				DA OFFICE	\$176.17
				GENERAL FUND	\$422.84
				SAN FRANCISCO PD	\$973.41
07-157		\$539.82	11/15/2007	15% - 11489	\$52.63
				CDAA	\$5.40
				DA OFFICE	\$53.98
				GENERAL FUND	\$129.56
				SAN FRANCISCO PD	\$298.25
07-160		\$1,859.82	11/15/2007	15% - 11489	\$181.33
				CDAA	\$18.60
				DA OFFICE	\$185.98
				GENERAL FUND	\$446.36
				SAN FRANCISCO PD	\$1,027.55
07-161		\$1,459.89	11/15/2007	15% - 11489	\$142.34
				CDAA	\$14.60
				DA OFFICE	\$145.99
				GENERAL FUND	\$350.37



State of California
ASSET FORFEITURE REPORT - 2007

Table 3

Admin Number	Docket Number	Amount Forfeited	Date Disbursed	Recipient	Amount Disbursed
				SAN FRANCISCO PD	\$806.59
07-162		\$8,473.82	11/15/2007	15% - 11489	\$826.20
				CDAA	\$84.74
				DA OFFICE	\$847.37
				GENERAL FUND	\$2,033.72
				SAN FRANCISCO PD	\$4,681.79
07-163		\$500.82	11/15/2007	15% - 11489	\$48.83
				CDAA	\$5.01
				DA OFFICE	\$50.08
				GENERAL FUND	\$120.20
				SAN FRANCISCO PD	\$276.70
07-171		\$5,243.82	11/15/2007	15% - 11489	\$511.27
				CDAA	\$52.44
				DA OFFICE	\$524.38
				GENERAL FUND	\$1,258.52
				SAN FRANCISCO PD	\$2,897.21
07-172		\$1,022.89	11/15/2007	15% - 11489	\$99.73
				CDAA	\$10.23
				DA OFFICE	\$102.29
				GENERAL FUND	\$245.49
				SAN FRANCISCO PD	\$565.15
07-173		\$688.89	11/15/2007	15% - 11489	\$67.17
				CDAA	\$6.89
				DA OFFICE	\$68.89
				GENERAL FUND	\$165.33
				SAN FRANCISCO PD	\$380.61
07-174		\$647.89	11/15/2007	15% - 11489	\$63.17
				CDAA	\$6.48
				DA OFFICE	\$64.79
				GENERAL FUND	\$155.49
				SAN FRANCISCO PD	\$357.96
07-176		\$1,263.89	11/15/2007	15% - 11489	\$123.23
				CDAA	\$12.64
				DA OFFICE	\$126.39
				GENERAL FUND	\$303.33
				SAN FRANCISCO PD	\$698.30
07-178		\$1,016.89	11/15/2007	15% - 11489	\$99.15
				CDAA	\$10.17
				DA OFFICE	\$101.69



State of California
ASSET FORFEITURE REPORT - 2007

Table 3

Admin Number	Docket Number	Amount Forfeited	Date Disbursed	Recipient	Amount Disbursed
				GENERAL FUND	\$244.05
				SAN FRANCISCO PD	\$561.83
07-179		\$5,070.52	11/15/2007		
				15% - 11489	\$494.38
				CDAA	\$50.71
				DA OFFICE	\$507.05
				GENERAL FUND	\$1,216.92
				SAN FRANCISCO PD	\$2,801.46
07-202		\$759.85	11/15/2007		
				15% - 11489	\$74.09
				CDAA	\$7.60
				DA OFFICE	\$75.98
				GENERAL FUND	\$182.36
				SAN FRANCISCO PD	\$419.82
07-203		\$894.85	11/15/2007		
				15% - 11489	\$87.25
				CDAA	\$8.95
				DA OFFICE	\$89.49
				GENERAL FUND	\$214.76
				SAN FRANCISCO PD	\$494.40
07-204		\$491.85	11/15/2007		
				15% - 11489	\$47.96
				CDAA	\$4.92
				DA OFFICE	\$49.18
				GENERAL FUND	\$118.04
				SAN FRANCISCO PD	\$271.75
07-206		\$3,804.85	11/15/2007		
				15% - 11489	\$370.97
				CDAA	\$38.05
				DA OFFICE	\$380.49
				GENERAL FUND	\$913.16
				SAN FRANCISCO PD	\$2,102.18
07-210		\$609.85	11/15/2007		
				15% - 11489	\$59.46
				CDAA	\$6.10
				DA OFFICE	\$60.99
				GENERAL FUND	\$146.36
				SAN FRANCISCO PD	\$336.94
07-211		\$981.85	11/15/2007		
				15% - 11489	\$95.73
				CDAA	\$9.82
				DA OFFICE	\$98.19
				GENERAL FUND	\$235.64
				SAN FRANCISCO PD	\$542.47
07-213		\$499.85	11/15/2007		
				15% - 11489	\$48.74
				CDAA	\$5.00



State of California
ASSET FORFEITURE REPORT - 2007

Table 3

Admin Number	Docket Number	Amount Forfeited	Date Disbursed	Recipient	Amount Disbursed
				DA OFFICE	\$49.98
				GENERAL FUND	\$119.96
				SAN FRANCISCO PD	\$276.17
07-214		\$873.85	11/15/2007	15% - 11489	\$85.20
				CDAA	\$8.74
				DA OFFICE	\$87.39
				GENERAL FUND	\$209.72
				SAN FRANCISCO PD	\$482.80
07-217		\$1,647.85	11/15/2007	15% - 11489	\$160.67
				CDAA	\$16.48
				DA OFFICE	\$164.78
				GENERAL FUND	\$395.48
				SAN FRANCISCO PD	\$910.44
07-219		\$1,356.47	11/15/2007	15% - 11489	\$132.26
				CDAA	\$13.56
				DA OFFICE	\$135.65
				GENERAL FUND	\$325.55
				SAN FRANCISCO PD	\$749.45
07-224		\$1,055.85	11/15/2007	15% - 11489	\$102.95
				CDAA	\$10.56
				DA OFFICE	\$105.58
				GENERAL FUND	\$253.40
				SAN FRANCISCO PD	\$583.36
07-225		\$1,617.85	11/15/2007	15% - 11489	\$157.74
				CDAA	\$16.18
				DA OFFICE	\$161.79
				GENERAL FUND	\$388.28
				SAN FRANCISCO PD	\$893.86
07-226		\$114.85	11/15/2007	15% - 11489	\$11.20
				CDAA	\$1.15
				DA OFFICE	\$11.49
				GENERAL FUND	\$27.56
				SAN FRANCISCO PD	\$63.45
07-227		\$485.85	11/15/2007	15% - 11489	\$47.37
				CDAA	\$4.86
				DA OFFICE	\$48.59
				GENERAL FUND	\$116.60
				SAN FRANCISCO PD	\$268.43
07-231		\$1,655.43	12/12/2007	15% - 11489	\$161.40



State of California
ASSET FORFEITURE REPORT - 2007

Table 3

Admin Number	Docket Number	Amount Forfeited	Date Disbursed	Recipient	Amount Disbursed
				CDAA	\$16.55
				DA OFFICE	\$165.55
				GENERAL FUND	\$397.30
				SAN FRANCISCO PD	\$914.63
07-232		\$1,326.43	12/12/2007		
				15% - 11489	\$129.33
				CDAA	\$13.26
				DA OFFICE	\$132.65
				GENERAL FUND	\$318.34
				SAN FRANCISCO PD	\$732.85
07-234		\$1,450.43	12/12/2007		
				15% - 11489	\$141.42
				CDAA	\$14.50
				DA OFFICE	\$145.05
				GENERAL FUND	\$348.10
				SAN FRANCISCO PD	\$801.36
07-236		\$839.16	12/12/2007		
				15% - 11489	\$81.82
				CDAA	\$8.39
				DA OFFICE	\$83.91
				GENERAL FUND	\$201.40
				SAN FRANCISCO PD	\$463.64
07-237		\$567.43	12/12/2007		
				15% - 11489	\$55.32
				CDAA	\$5.67
				DA OFFICE	\$56.75
				GENERAL FUND	\$136.18
				SAN FRANCISCO PD	\$313.51
07-239		\$1,775.24	12/12/2007		
				15% - 11489	\$173.09
				CDAA	\$17.75
				DA OFFICE	\$177.52
				GENERAL FUND	\$426.06
				SAN FRANCISCO PD	\$980.82
07-243		\$1,030.43	12/12/2007		
				15% - 11489	\$100.47
				CDAA	\$10.30
				DA OFFICE	\$103.05
				GENERAL FUND	\$247.30
				SAN FRANCISCO PD	\$569.31
98-156		\$1,010.27	7/20/2007		
				15% - 11489	\$98.50
				CDAA	\$10.10
				DA OFFICE	\$101.04
				GENERAL FUND	\$242.46
				SAN FRANCISCO PD	\$558.17



State of California
ASSET FORFEITURE REPORT - 2007

Table 3

Admin Number	Docket Number	Amount Forfeited	Date Disbursed	Recipient	Amount Disbursed
98-189		\$703.20	7/20/2007	15% - 11489	\$68.56
				CDA	\$7.03
				DA OFFICE	\$70.32
				GENERAL FUND	\$168.77
				SAN FRANCISCO PD	\$388.52
99-063		\$1,774.75	9/27/2007	15% - 11489	\$173.04
				ANTIOCH PD	\$294.16
				CDA	\$17.75
				DA OFFICE	\$177.48
				GENERAL FUND	\$425.94
				SAN FRANCISCO PD	\$686.38
SAN FRANCISCO					\$751,196.93



State of California
ASSET FORFEITURE REPORT - 2007

Table 3

Admin Number	Docket Number	Amount Forfeited	Date Disbursed	Recipient	Amount Disbursed
SAN JOAQUIN					
AF00-0061	2000-33171	\$124,836.05	4/26/2007	15% - 11489	\$12,171.51
				CDA A	\$1,248.36
				DA OFFICE	\$12,483.61
				GENERAL FUND	\$29,960.65
				STOCKTON PD	\$68,971.92
AF02-0034	2002-63	\$6,002.53	8/30/2007	15% - 11489	\$585.25
				CDA A	\$60.03
				DA OFFICE	\$600.24
				GENERAL FUND	\$1,440.61
				TF SAN JOAQUIN CO NTF	\$3,316.40
AF02-0045	2002-32166	\$13,802.32	4/26/2007	15% - 11489	\$1,345.73
				CDA A	\$138.02
				DA OFFICE	\$1,380.23
				GENERAL FUND	\$3,312.56
				STOCKTON PD	\$7,625.78
AF02-1400	2001-60385	\$640.00	4/26/2007	15% - 11489	\$62.40
				CDA A	\$6.40
				DA OFFICE	\$64.00
				GENERAL FUND	\$153.60
				STOCKTON PD	\$353.60
AF04-0071	2004-27522	\$388.54	8/30/2007	15% - 11489	\$37.88
				CDA A	\$3.89
				DA OFFICE	\$38.85
				GENERAL FUND	\$93.25
				SAN JOAQUIN CO SO	\$214.67
AF04-0073	2004-10133	\$791.59	5/15/2007	15% - 11489	\$77.18
				CDA A	\$7.92
				DA OFFICE	\$79.16
				GENERAL FUND	\$189.98
				LODI PD	\$437.35
AF04-0074	2004-12128	\$3,723.55	5/15/2007	15% - 11489	\$363.05
				CDA A	\$37.24
				DA OFFICE	\$372.35
				GENERAL FUND	\$893.65
				LODI PD	\$2,057.26
AF04-0075	2004-33024	\$714.93	8/30/2007	15% - 11489	\$69.71
				CDA A	\$7.15
				DA OFFICE	\$71.49



State of California
ASSET FORFEITURE REPORT - 2007

Table 3

Admin Number	Docket Number	Amount Forfeited	Date Disbursed	Recipient	Amount Disbursed
				GENERAL FUND	\$171.58
				SAN JOAQUIN CO SO	\$395.00
AF04-0078	2004-54603	\$1,076.86	4/26/2007	15% - 11489	\$104.99
				CDAA	\$10.77
				DA OFFICE	\$107.68
				GENERAL FUND	\$258.45
				STOCKTON PD	\$594.97
AF04-0080	2004-64532	\$4,536.92	4/26/2007	15% - 11489	\$442.35
				CDAA	\$45.37
				DA OFFICE	\$453.69
				GENERAL FUND	\$1,088.86
				STOCKTON PD	\$2,506.65
AF04-0082	2004-33454	\$4,195.45	8/30/2007	15% - 11489	\$409.06
				CDAA	\$41.95
				DA OFFICE	\$419.54
				GENERAL FUND	\$1,006.91
				TF SAN JOAQUIN CO NTF	\$2,317.99
AF05-0001	2004-36571	\$1,199.00	5/17/2007	15% - 11489	\$116.90
				CDAA	\$11.99
				DA OFFICE	\$119.90
				GENERAL FUND	\$287.76
				MANTECA PD	\$662.45
AF05-0002	2004-11045	\$292.03	5/22/2007	15% - 11489	\$28.47
				CDAA	\$2.92
				DA OFFICE	\$29.20
				GENERAL FUND	\$70.09
				TRACY PD	\$161.35
AF05-0006	2005-1552	\$409.39	5/11/2007	15% - 11489	\$39.92
				CDAA	\$4.09
				DA OFFICE	\$40.94
				GENERAL FUND	\$98.25
				LODI PD	\$226.19
AF05-0007	2005-1018	\$586.33	5/15/2007	15% - 11489	\$57.17
				CDAA	\$5.86
				DA OFFICE	\$58.63
				GENERAL FUND	\$140.72
				LODI PD	\$323.95
AF05-0010	2005-855	\$6,118.04	5/22/2007	15% - 11489	\$596.51
				CDAA	\$61.18



State of California
ASSET FORFEITURE REPORT - 2007

Table 3

Admin Number	Docket Number	Amount Forfeited	Date Disbursed	Recipient	Amount Disbursed
				DA OFFICE	\$611.80
				GENERAL FUND	\$1,468.33
				TRACY PD	\$3,380.22
AF05-0011	2004-65508	\$433.57	4/26/2007	15% - 11489	\$42.27
				CDAA	\$4.34
				DA OFFICE	\$43.35
				GENERAL FUND	\$104.06
				STOCKTON PD	\$239.55
AF05-0012	2005-3428	\$613.09	4/26/2007	15% - 11489	\$59.78
				CDAA	\$6.13
				DA OFFICE	\$61.31
				GENERAL FUND	\$147.14
				STOCKTON PD	\$338.73
AF05-0014	2005-7868	\$4,344.64	4/26/2007	15% - 11489	\$423.60
				CDAA	\$43.45
				DA OFFICE	\$434.47
				GENERAL FUND	\$1,042.71
				STOCKTON PD	\$2,400.41
AF05-0016	2005-4188	\$1,169.11	5/17/2007	15% - 11489	\$113.99
				CDAA	\$11.69
				DA OFFICE	\$116.91
				GENERAL FUND	\$280.59
				MANTECA PD	\$645.93
AF05-0017	2005-4069	\$644.94	5/17/2007	15% - 11489	\$62.88
				CDAA	\$6.45
				DA OFFICE	\$64.49
				GENERAL FUND	\$154.79
				MANTECA PD	\$356.33
AF05-0018	2005-4715	\$778.75	5/17/2007	15% - 11489	\$75.93
				CDAA	\$7.79
				DA OFFICE	\$77.87
				GENERAL FUND	\$186.90
				MANTECA PD	\$430.26
AF05-0020	2005-2833	\$837.36	5/15/2007	15% - 11489	\$81.64
				CDAA	\$8.37
				DA OFFICE	\$83.74
				GENERAL FUND	\$200.97
				LODI PD	\$462.64
AF05-0022	2005-3088	\$1,775.95	8/30/2007	15% - 11489	\$173.16



State of California
ASSET FORFEITURE REPORT - 2007

Table 3

Admin Number	Docket Number	Amount Forfeited	Date Disbursed	Recipient	Amount Disbursed
				CDA	\$17.76
				DA OFFICE	\$177.59
				GENERAL FUND	\$426.23
				SAN JOAQUIN CO SO	\$981.21
AF05-0023	2005-8143	\$1,524.09	5/17/2007		
				15% - 11489	\$148.60
				CDA	\$15.24
				DA OFFICE	\$152.41
				GENERAL FUND	\$365.78
				MANTECA PD	\$842.06
AF05-0025	2005-7023	\$3,244.04	8/30/2007		
				15% - 11489	\$316.29
				CDA	\$32.44
				DA OFFICE	\$324.41
				GENERAL FUND	\$778.57
				SAN JOAQUIN CO SO	\$1,792.33
AF05-0027	2005-5709	\$452.78	4/26/2007		
				15% - 11489	\$44.15
				CDA	\$4.53
				DA OFFICE	\$45.27
				GENERAL FUND	\$108.67
				STOCKTON PD	\$250.16
AF05-0029	2005-15135	\$1,333.81	4/26/2007		
				15% - 11489	\$130.05
				CDA	\$13.34
				DA OFFICE	\$133.38
				GENERAL FUND	\$320.11
				STOCKTON PD	\$736.93
AF05-0030	2005-10364	\$1,905.98	4/26/2007		
				15% - 11489	\$185.83
				CDA	\$19.06
				DA OFFICE	\$190.60
				GENERAL FUND	\$457.44
				STOCKTON PD	\$1,053.05
AF05-0033	2005-8512	\$1,025.69	8/30/2007		
				15% - 11489	\$100.00
				CDA	\$10.26
				DA OFFICE	\$102.57
				GENERAL FUND	\$246.17
				SAN JOAQUIN CO SO	\$566.69
AF05-0035	2005-11037	\$652.10	8/30/2007		
				15% - 11489	\$63.58
				CDA	\$6.52
				DA OFFICE	\$65.21
				GENERAL FUND	\$156.50
				SAN JOAQUIN CO SO	\$360.29



State of California
ASSET FORFEITURE REPORT - 2007

Table 3

Admin Number	Docket Number	Amount Forfeited	Date Disbursed	Recipient	Amount Disbursed
AF06-0014	2005-37287	\$1,832.28	4/5/2007	15% - 11489	\$439.75
				CDAA	\$18.32
				DA OFFICE	\$183.23
				GENERAL FUND	\$439.75
				MANTECA PD	\$751.23
AF06-0016	2006-3222	\$1,424.83	4/4/2007	15% - 11489	\$138.92
				CDAA	\$14.25
				DA OFFICE	\$142.48
				GENERAL FUND	\$341.96
				SAN JOAQUIN CO DA	\$787.22
AF06-0017	2006-3517	\$2,177.28	4/5/2007	15% - 11489	\$212.28
				CDAA	\$21.77
				DA OFFICE	\$217.73
				GENERAL FUND	\$522.55
				TF SAN JOAQUIN CO NTF	\$1,202.95
AF06-0020	2006-247	\$965.19	4/6/2007	15% - 11489	\$94.11
				CDAA	\$9.65
				DA OFFICE	\$96.51
				GENERAL FUND	\$231.65
				STOCKTON PD	\$533.27
AF06-0021	2005-58793	\$897.14	4/6/2007	15% - 11489	\$87.47
				CDAA	\$8.97
				DA OFFICE	\$89.72
				GENERAL FUND	\$215.31
				STOCKTON PD	\$495.67
AF06-0022	2005-70742	\$533.49	4/6/2007	15% - 11489	\$52.02
				CDAA	\$5.33
				DA OFFICE	\$53.35
				GENERAL FUND	\$128.04
				STOCKTON PD	\$294.75
AF06-0023	2005-70602	\$896.95	4/26/2007	15% - 11489	\$87.45
				CDAA	\$8.97
				DA OFFICE	\$89.70
				GENERAL FUND	\$215.27
				STOCKTON PD	\$495.56
AF06-0024	2005-69802	\$7,758.65	4/6/2007	15% - 11489	\$756.47
				CDAA	\$77.59
				DA OFFICE	\$775.86
				GENERAL FUND	\$1,862.08



State of California
ASSET FORFEITURE REPORT - 2007

Table 3

Admin Number	Docket Number	Amount Forfeited	Date Disbursed	Recipient	Amount Disbursed
				STOCKTON PD	\$4,286.65
AF06-0025	2005-65270	\$2,613.31	4/4/2007	15% - 11489	\$254.80
				CDAA	\$26.13
				DA OFFICE	\$261.34
				GENERAL FUND	\$627.19
				STOCKTON PD	\$1,443.85
AF06-0026	2005-60214	\$1,040.68	4/4/2007	15% - 11489	\$101.47
				CDAA	\$10.41
				DA OFFICE	\$104.06
				GENERAL FUND	\$249.76
				STOCKTON PD	\$574.98
AF06-0027	2005-60415	\$674.53	4/6/2007	15% - 11489	\$65.77
				CDAA	\$6.75
				DA OFFICE	\$67.44
				GENERAL FUND	\$161.89
				STOCKTON PD	\$372.68
AF06-0030	2006-2044	\$214.36	4/6/2007	15% - 11489	\$20.90
				CDAA	\$2.14
				DA OFFICE	\$21.44
				GENERAL FUND	\$51.45
				LODI PD	\$118.43
AF06-0031	2006-1821	\$949.85	4/4/2007	15% - 11489	\$92.61
				CDAA	\$9.50
				DA OFFICE	\$94.99
				GENERAL FUND	\$227.96
				STOCKTON PD	\$524.79
AF06-0032	2006-2809	\$20,831.40	4/10/2007	15% - 11489	\$2,031.06
				CDAA	\$208.31
				DA OFFICE	\$2,083.14
				GENERAL FUND	\$4,999.54
				STOCKTON PD	\$11,509.35
AF06-0033	2006-3837	\$521.59	4/6/2007	15% - 11489	\$50.86
				CDAA	\$5.22
				DA OFFICE	\$52.15
				GENERAL FUND	\$125.18
				STOCKTON PD	\$288.18
AF06-0034	2006-9659	\$1,571.05	4/6/2007	15% - 11489	\$153.18
				CDAA	\$15.71
				DA OFFICE	\$157.10



State of California
ASSET FORFEITURE REPORT - 2007

Table 3

Admin Number	Docket Number	Amount Forfeited	Date Disbursed	Recipient	Amount Disbursed
				GENERAL FUND	\$377.05
				STOCKTON PD	\$868.01
AF06-0035	2006-8971	\$946.30	4/6/2007	15% - 11489	\$92.26
				CDAA	\$9.46
				DA OFFICE	\$94.64
				GENERAL FUND	\$227.11
				STOCKTON PD	\$522.83
AF06-0036	2006-8534	\$703.33	4/6/2007	15% - 11489	\$68.57
				CDAA	\$7.03
				DA OFFICE	\$70.34
				GENERAL FUND	\$168.80
				STOCKTON PD	\$388.59
AF06-0037	2006-6373	\$463.53	4/4/2007	15% - 11489	\$45.19
				CDAA	\$4.64
				DA OFFICE	\$46.35
				GENERAL FUND	\$111.25
				STOCKTON PD	\$256.10
AF06-0039	2006-1874	\$4,650.12	4/4/2007	15% - 11489	\$453.39
				CDAA	\$46.50
				DA OFFICE	\$465.01
				GENERAL FUND	\$1,116.03
				STOCKTON PD	\$2,569.19
AF06-0040	2006-7186	\$477.81	4/4/2007	15% - 11489	\$46.59
				CDAA	\$4.78
				DA OFFICE	\$47.78
				GENERAL FUND	\$114.67
				SAN JOAQUIN CO SO	\$263.99
AF06-0042	2006-4002	\$347.33	4/6/2007	15% - 11489	\$33.86
				CDAA	\$3.47
				DA OFFICE	\$34.74
				GENERAL FUND	\$83.36
				STOCKTON PD	\$191.90
AF06-0043	2006-10462	\$2,203.31	4/6/2007	15% - 11489	\$214.82
				CDAA	\$22.03
				DA OFFICE	\$220.34
				GENERAL FUND	\$528.79
				STOCKTON PD	\$1,217.33
AF06-0044	2006-7523	\$2,137.30	4/5/2007	15% - 11489	\$208.39
				CDAA	\$21.37



State of California
ASSET FORFEITURE REPORT - 2007

Table 3

Admin Number	Docket Number	Amount Forfeited	Date Disbursed	Recipient	Amount Disbursed
				DA OFFICE	\$213.73
				GENERAL FUND	\$512.95
				MANTECA PD	\$1,180.86
AF06-0045	2006-7766	\$1,107.59	4/6/2007		
				15% - 11489	\$107.99
				CDA A	\$11.08
				DA OFFICE	\$110.76
				GENERAL FUND	\$265.82
				TF SAN JOAQUIN CO NTF	\$611.94
AF06-0046	2006-2443	\$4,309.63	4/4/2007		
				15% - 11489	\$420.19
				CDA A	\$43.10
				DA OFFICE	\$430.96
				GENERAL FUND	\$1,034.31
				LODI PD	\$2,381.07
AF06-0047	2006-3390	\$361.73	4/6/2007		
				15% - 11489	\$35.27
				CDA A	\$3.62
				DA OFFICE	\$36.16
				GENERAL FUND	\$86.82
				LODI PD	\$199.86
AF06-0048	2006-8416	\$359.66	8/30/2007		
				15% - 11489	\$35.07
				CDA A	\$3.60
				DA OFFICE	\$35.96
				GENERAL FUND	\$86.32
				TF SAN JOAQUIN CO NTF	\$198.71
AF06-0049	2006-13534	\$444.03	5/18/2007		
				15% - 11489	\$43.29
				CDA A	\$4.44
				DA OFFICE	\$44.40
				GENERAL FUND	\$106.57
				MANTECA PD	\$245.33
AF06-0050	2006-12743	\$4,810.92	5/17/2007		
				15% - 11489	\$469.06
				CDA A	\$48.11
				DA OFFICE	\$481.10
				GENERAL FUND	\$1,154.62
				MANTECA PD	\$2,658.03
AF06-0051	2006-4907	\$3,234.83	6/4/2007		
				15% - 11489	\$315.40
				CDA A	\$32.35
				DA OFFICE	\$323.48
				GENERAL FUND	\$776.36
				LODI PD	\$1,787.24
AF06-0052	2006-4938	\$358.38	6/5/2007		
				15% - 11489	\$34.94



State of California
ASSET FORFEITURE REPORT - 2007

Table 3

Admin Number	Docket Number	Amount Forfeited	Date Disbursed	Recipient	Amount Disbursed
				CDA	\$3.58
				DA OFFICE	\$35.85
				GENERAL FUND	\$86.01
				LODI PD	\$198.00
AF06-0053	2006-21512	\$6,667.78	6/5/2007		
				15% - 11489	\$650.11
				CDA	\$66.68
				DA OFFICE	\$666.77
				GENERAL FUND	\$1,600.27
				STOCKTON PD	\$3,683.95
AF06-0054	2006-18530	\$734.42	6/4/2007		
				15% - 11489	\$71.61
				CDA	\$7.34
				DA OFFICE	\$73.44
				GENERAL FUND	\$176.26
				STOCKTON PD	\$405.77
AF06-0055	2003-465	\$345.85	6/5/2007		
				15% - 11489	\$33.72
				CDA	\$3.46
				DA OFFICE	\$34.59
				GENERAL FUND	\$83.00
				RIPON PD	\$191.08
AF06-0056	2004-257	\$357.94	6/5/2007		
				15% - 11489	\$34.90
				CDA	\$3.58
				DA OFFICE	\$35.79
				GENERAL FUND	\$85.91
				RIPON PD	\$197.76
AF06-0058	2005-2967	\$1,402.84	6/5/2007		
				15% - 11489	\$136.78
				CDA	\$14.03
				DA OFFICE	\$140.28
				GENERAL FUND	\$336.68
				RIPON PD	\$775.07
AF06-0059	2006-983	\$624.72	6/5/2007		
				15% - 11489	\$60.91
				CDA	\$6.25
				DA OFFICE	\$62.47
				GENERAL FUND	\$149.93
				RIPON PD	\$345.16
AF06-0062	2006-5595	\$553.69	6/5/2007		
				15% - 11489	\$53.98
				CDA	\$5.54
				DA OFFICE	\$55.37
				GENERAL FUND	\$132.89
				LODI PD	\$305.91



State of California
ASSET FORFEITURE REPORT - 2007

Table 3

Admin Number	Docket Number	Amount Forfeited	Date Disbursed	Recipient	Amount Disbursed
AF06-0064	2006-5993	\$332.27	6/5/2007	15% - 11489	\$32.40
				CDA	\$3.32
				DA OFFICE	\$33.23
				GENERAL FUND	\$79.74
				LODI PD	\$183.58
AF06-0065	2006-14391	\$588.71	5/17/2007	15% - 11489	\$57.40
				CDA	\$5.89
				DA OFFICE	\$58.87
				GENERAL FUND	\$141.29
				MANTECA PD	\$325.26
AF06-0066	2005-10224	\$982.63	5/22/2007	15% - 11489	\$95.81
				CDA	\$9.83
				DA OFFICE	\$98.26
				GENERAL FUND	\$235.83
				TRACY PD	\$542.90
AF06-0068	2005-11156	\$1,759.57	5/22/2007	15% - 11489	\$171.56
				CDA	\$17.60
				DA OFFICE	\$175.95
				GENERAL FUND	\$422.30
				TRACY PD	\$972.16
AF06-0071	2006-00603	\$2,568.63	5/22/2007	15% - 11489	\$250.44
				CDA	\$25.69
				DA OFFICE	\$256.86
				GENERAL FUND	\$616.47
				TRACY PD	\$1,419.17
AF06-0072	2006-01140	\$355.90	5/22/2007	15% - 11489	\$34.70
				CDA	\$3.56
				DA OFFICE	\$35.59
				GENERAL FUND	\$85.42
				TRACY PD	\$196.63
AF06-0073	2006-2057	\$154.40	6/5/2007	15% - 11489	\$15.05
				CDA	\$1.54
				DA OFFICE	\$15.44
				GENERAL FUND	\$37.06
				RIPON PD	\$85.31
AF06-0074	2006-17827	\$1,599.83	8/30/2007	15% - 11489	\$155.98
				CDA	\$16.00
				DA OFFICE	\$159.98
				GENERAL FUND	\$383.96



State of California
ASSET FORFEITURE REPORT - 2007

Table 3

Admin Number	Docket Number	Amount Forfeited	Date Disbursed	Recipient	Amount Disbursed
				TF SAN JOAQUIN CO NTF	\$883.91
AF06-0075	2005-61063	\$3,486.77	6/5/2007	15% - 11489	\$339.96
				CDAA	\$34.87
				DA OFFICE	\$348.68
				GENERAL FUND	\$836.82
				STOCKTON PD	\$1,926.44
AF06-0077	2006-6458	\$2,255.27	6/5/2007	15% - 11489	\$219.89
				CDAA	\$22.55
				DA OFFICE	\$225.55
				GENERAL FUND	\$541.26
				STOCKTON PD	\$1,246.02
AF06-0078	2006-12897	\$1,391.84	6/5/2007	15% - 11489	\$135.70
				CDAA	\$13.92
				DA OFFICE	\$139.19
				GENERAL FUND	\$334.04
				STOCKTON PD	\$768.99
AF06-0079	2006-14757	\$783.13	6/5/2007	15% - 11489	\$76.36
				CDAA	\$7.83
				DA OFFICE	\$78.31
				GENERAL FUND	\$187.95
				STOCKTON PD	\$432.68
AF06-0081	2006-12898	\$5,411.86	6/5/2007	15% - 11489	\$527.66
				CDAA	\$54.12
				DA OFFICE	\$541.18
				GENERAL FUND	\$1,298.85
				STOCKTON PD	\$2,990.05
AF06-0082	2006-32952	\$397.63	6/5/2007	15% - 11489	\$38.77
				CDAA	\$3.98
				DA OFFICE	\$39.76
				GENERAL FUND	\$95.43
				STOCKTON PD	\$219.69
AF06-0083	2006-38429	\$5,450.25	6/5/2007	15% - 11489	\$531.40
				CDAA	\$54.50
				DA OFFICE	\$545.03
				GENERAL FUND	\$1,308.06
				STOCKTON PD	\$3,011.26
AF06-0085	2006-39621	\$370.47	6/5/2007	15% - 11489	\$36.12
				CDAA	\$3.71
				DA OFFICE	\$37.02



State of California
ASSET FORFEITURE REPORT - 2007

Table 3

Admin Number	Docket Number	Amount Forfeited	Date Disbursed	Recipient	Amount Disbursed
				GENERAL FUND	\$88.92
				STOCKTON PD	\$204.70
AF06-0087	2006-42362	\$659.49	6/5/2007		
				15% - 11489	\$64.30
				CDAA	\$6.59
				DA OFFICE	\$65.95
				GENERAL FUND	\$158.28
				STOCKTON PD	\$364.37
AF06-0088	2006-8845	\$1,026.93	9/5/2007		
				15% - 11489	\$100.13
				CDAA	\$10.27
				DA OFFICE	\$102.69
				GENERAL FUND	\$246.46
				LODI PD	\$567.38
AF06-0089	2006-8907	\$540.45	11/29/2007		
				15% - 11489	\$52.69
				CDAA	\$5.40
				DA OFFICE	\$54.05
				GENERAL FUND	\$129.71
				LODI PD	\$298.60
AF06-0090	2006-8907	\$218.14	11/29/2007		
				15% - 11489	\$21.27
				CDAA	\$2.18
				DA OFFICE	\$21.82
				GENERAL FUND	\$52.35
				LODI PD	\$120.52
AF06-0091	2006-3518	\$236.38	9/5/2007		
				15% - 11489	\$23.05
				CDAA	\$2.36
				DA OFFICE	\$23.64
				GENERAL FUND	\$56.73
				TRACY PD	\$130.60
AF06-0092	2006-2588	\$2,111.97	9/5/2007		
				15% - 11489	\$205.92
				CDAA	\$21.12
				DA OFFICE	\$211.20
				GENERAL FUND	\$506.87
				TRACY PD	\$1,166.86
AF06-0094	2006-3512	\$351.26	9/5/2007		
				15% - 11489	\$34.25
				CDAA	\$3.51
				DA OFFICE	\$35.13
				GENERAL FUND	\$84.30
				TRACY PD	\$194.07
AF06-0095	2006-02007	\$409.74	9/5/2007		
				15% - 11489	\$39.95
				CDAA	\$4.10



State of California
ASSET FORFEITURE REPORT - 2007

Table 3

Admin Number	Docket Number	Amount Forfeited	Date Disbursed	Recipient	Amount Disbursed
				DA OFFICE	\$40.97
				GENERAL FUND	\$98.34
				TRACY PD	\$226.38
AF06-0096	2006-3520	\$516.26	9/5/2007	15% - 11489	\$50.34
				CDAA	\$5.16
				DA OFFICE	\$51.63
				GENERAL FUND	\$123.90
				TRACY PD	\$285.23
AF06-0097	2004-3020	\$78.46	6/5/2007	15% - 11489	\$7.65
				CDAA	\$0.78
				DA OFFICE	\$7.85
				GENERAL FUND	\$18.83
				RIPON PD	\$43.35
AF06-0099	2006-2704	\$87.53	12/18/2007	15% - 11489	\$8.53
				CDAA	\$0.88
				DA OFFICE	\$8.75
				GENERAL FUND	\$21.01
				RIPON PD	\$48.36
AF06-0100	2006-25411	\$10,485.08	11/29/2007	15% - 11489	\$1,022.30
				CDAA	\$104.85
				DA OFFICE	\$1,048.50
				GENERAL FUND	\$2,516.42
				MANTECA PD	\$5,793.01
AF06-0104	2006-28253	\$3,487.33	8/30/2007	15% - 11489	\$340.01
				CDAA	\$34.87
				DA OFFICE	\$348.74
				GENERAL FUND	\$836.96
				TF SAN JOAQUIN CO NTF	\$1,926.75
AF06-0105	2006-9577	\$734.46	9/5/2007	15% - 11489	\$71.61
				CDAA	\$7.34
				DA OFFICE	\$73.45
				GENERAL FUND	\$176.27
				LODI PD	\$405.79
AF06-0109	2006-32089	\$569.41	8/30/2007	15% - 11489	\$55.52
				CDAA	\$5.69
				DA OFFICE	\$56.94
				GENERAL FUND	\$136.66
				SAN JOAQUIN CO SO	\$314.60
AF06-0113	2006-32177	\$1,227.86	9/5/2007	15% - 11489	\$119.72



State of California
ASSET FORFEITURE REPORT - 2007

Table 3

Admin Number	Docket Number	Amount Forfeited	Date Disbursed	Recipient	Amount Disbursed
				CDA	\$12.28
				DA OFFICE	\$122.78
				GENERAL FUND	\$294.69
				STOCKTON PD	\$678.39
AF06-0114	2006-32485	\$4,176.56	9/5/2007		
				15% - 11489	\$407.21
				CDA	\$41.77
				DA OFFICE	\$417.66
				GENERAL FUND	\$1,002.37
				STOCKTON PD	\$2,307.55
AF06-0115	2006-34524	\$1,415.37	9/5/2007		
				15% - 11489	\$138.00
				CDA	\$14.15
				DA OFFICE	\$141.54
				GENERAL FUND	\$339.69
				STOCKTON PD	\$781.99
AF06-0116	2006-32539	\$76.86	8/30/2007		
				15% - 11489	\$7.49
				CDA	\$0.77
				DA OFFICE	\$7.68
				GENERAL FUND	\$18.45
				SAN JOAQUIN CO SO	\$42.47
AF06-0119	2006-31664	\$1,837.65	9/5/2007		
				15% - 11489	\$179.17
				CDA	\$18.38
				DA OFFICE	\$183.76
				GENERAL FUND	\$441.04
				MANTECA PD	\$1,015.30
AF06-0120	2006-34127	\$883.09	9/5/2007		
				15% - 11489	\$86.10
				CDA	\$8.83
				DA OFFICE	\$88.31
				GENERAL FUND	\$211.94
				MANTECA PD	\$487.91
AF06-0123	2006-06349	\$837.69	9/5/2007		
				15% - 11489	\$81.67
				CDA	\$8.38
				DA OFFICE	\$83.77
				GENERAL FUND	\$201.05
				TRACY PD	\$462.82
AF06-0124	2006-07679	\$994.55	9/5/2007		
				15% - 11489	\$96.97
				CDA	\$9.95
				DA OFFICE	\$99.45
				GENERAL FUND	\$238.69
				TRACY PD	\$549.49



State of California
ASSET FORFEITURE REPORT - 2007

Table 3

Admin Number	Docket Number	Amount Forfeited	Date Disbursed	Recipient	Amount Disbursed
AF06-0125	2006-07608	\$3,123.57	9/5/2007	15% - 11489	\$304.55
				CDAА	\$31.24
				DA OFFICE	\$312.35
				GENERAL FUND	\$749.66
				TRACY PD	\$1,725.77
AF06-0127	2006-32373	\$2,344.34	8/30/2007	15% - 11489	\$228.57
				CDAА	\$23.44
				DA OFFICE	\$234.44
				GENERAL FUND	\$562.64
				TF SAN JOAQUIN CO NTF	\$1,295.25
AF06-0128	2006-06833	\$140.10	9/5/2007	15% - 11489	\$13.66
				CDAА	\$1.40
				DA OFFICE	\$14.01
				GENERAL FUND	\$33.62
				TRACY PD	\$77.41
AF06-0129	2006-32840	\$6,171.55	9/5/2007	15% - 11489	\$601.73
				CDAА	\$61.72
				DA OFFICE	\$617.15
				GENERAL FUND	\$1,481.17
				STOCKTON PD	\$3,409.78
AF06-0130	2006-3741	\$281.39	11/29/2007	15% - 11489	\$27.44
				CDAА	\$2.81
				DA OFFICE	\$28.14
				GENERAL FUND	\$67.53
				RIPON PD	\$155.47
AF06-0131	2006-13428	\$545.79	11/29/2007	15% - 11489	\$53.21
				CDAА	\$5.46
				DA OFFICE	\$54.58
				GENERAL FUND	\$130.99
				LODI PD	\$301.55
AF06-0132	2006-37250	\$4,782.36	11/30/2007	15% - 11489	\$466.28
				CDAА	\$47.82
				DA OFFICE	\$478.24
				GENERAL FUND	\$1,147.77
				MANTECA PD	\$2,642.25
AF06-0139	2006-30276	\$4,142.31	11/29/2007	15% - 11489	\$403.88
				CDAА	\$41.42
				DA OFFICE	\$414.23
				GENERAL FUND	\$994.15



State of California
ASSET FORFEITURE REPORT - 2007

Table 3

Admin Number	Docket Number	Amount Forfeited	Date Disbursed	Recipient	Amount Disbursed
				STOCKTON PD	\$2,288.63
AF06-0140	2006-31802	\$591.87	11/29/2007	15% - 11489	\$57.71
				CDA A	\$5.92
				DA OFFICE	\$59.18
				GENERAL FUND	\$142.05
				STOCKTON PD	\$327.01
AF06-0141	2006-34423	\$314.43	11/29/2007	15% - 11489	\$30.66
				CDA A	\$3.14
				DA OFFICE	\$31.45
				GENERAL FUND	\$75.46
				STOCKTON PD	\$173.72
AF06-0142	2006-42954	\$6,660.63	11/29/2007	15% - 11489	\$649.41
				CDA A	\$66.61
				DA OFFICE	\$666.06
				GENERAL FUND	\$1,598.55
				STOCKTON PD	\$3,680.00
AF06-0145	2006-54352	\$402.38	11/29/2007	15% - 11489	\$39.23
				CDA A	\$4.02
				DA OFFICE	\$40.25
				GENERAL FUND	\$96.57
				STOCKTON PD	\$222.31
AF07-0001	2007-00374	\$2,502.45	9/5/2007	15% - 11489	\$243.99
				CDA A	\$25.02
				DA OFFICE	\$250.25
				GENERAL FUND	\$600.59
				STOCKTON PD	\$1,382.60
AF07-0002	2007-00834	\$3,544.92	9/5/2007	15% - 11489	\$345.63
				CDA A	\$35.45
				DA OFFICE	\$354.49
				GENERAL FUND	\$850.78
				STOCKTON PD	\$1,958.57
AF07-0003	2007-00806	\$1,476.39	9/5/2007	15% - 11489	\$143.95
				CDA A	\$14.76
				DA OFFICE	\$147.64
				GENERAL FUND	\$354.33
				STOCKTON PD	\$815.71
AF07-0005	2007-03563	\$700.69	9/5/2007	15% - 11489	\$68.32
				CDA A	\$7.01
				DA OFFICE	\$70.06



State of California
ASSET FORFEITURE REPORT - 2007

Table 3

Admin Number	Docket Number	Amount Forfeited	Date Disbursed	Recipient	Amount Disbursed
				GENERAL FUND	\$168.17
				STOCKTON PD	\$387.13
AF07-0007	2007-0965	\$733.52	9/5/2007	15% - 11489	\$71.52
				CDAA	\$7.34
				DA OFFICE	\$73.35
				GENERAL FUND	\$176.04
				STOCKTON PD	\$405.27
AF07-0008	2007-09095	\$999.27	9/5/2007	15% - 11489	\$97.43
				CDAA	\$9.99
				DA OFFICE	\$99.93
				GENERAL FUND	\$239.82
				STOCKTON PD	\$552.10
AF07-0011	2007-6452	\$1,348.60	11/29/2007	15% - 11489	\$131.49
				CDAA	\$13.49
				DA OFFICE	\$134.86
				GENERAL FUND	\$323.66
				MANTECA PD	\$745.10
AF07-0013	2007-3098	\$629.06	11/29/2007	15% - 11489	\$61.33
				CDAA	\$6.29
				DA OFFICE	\$62.91
				GENERAL FUND	\$150.97
				MANTECA PD	\$347.56
AF07-0019	2007-2883	\$1,808.19	9/5/2007	15% - 11489	\$176.30
				CDAA	\$18.08
				DA OFFICE	\$180.82
				GENERAL FUND	\$433.97
				STOCKTON PD	\$999.02
AF07-0020	2007-02516	\$1,386.62	9/5/2007	15% - 11489	\$135.20
				CDAA	\$13.87
				DA OFFICE	\$138.65
				GENERAL FUND	\$332.79
				STOCKTON PD	\$766.11
AF07-0021	2007-04676	\$754.77	9/5/2007	15% - 11489	\$73.59
				CDAA	\$7.55
				DA OFFICE	\$75.48
				GENERAL FUND	\$181.14
				STOCKTON PD	\$417.01
AF07-0022	2007-06973	\$1,401.93	9/5/2007	15% - 11489	\$136.69
				CDAA	\$14.02



State of California
ASSET FORFEITURE REPORT - 2007

Table 3

Admin Number	Docket Number	Amount Forfeited	Date Disbursed	Recipient	Amount Disbursed
				DA OFFICE	\$140.19
				GENERAL FUND	\$336.46
				STOCKTON PD	\$774.57
AF07-0025	2007-5976	\$603.70	9/5/2007	15% - 11489	\$58.86
				CDAA	\$6.04
				DA OFFICE	\$60.37
				GENERAL FUND	\$144.89
				STOCKTON PD	\$333.54
SAN JOAQUIN					\$380,797.56



State of California
ASSET FORFEITURE REPORT - 2007

Table 3

Admin Number	Docket Number	Amount Forfeited	Date Disbursed	Recipient	Amount Disbursed
SAN LUIS OBISPO					
0650-052AF		\$556.00	4/24/2007	15% - 11489	\$54.24
				CDAA	\$5.56
				DA OFFICE	\$55.62
				GENERAL FUND	\$133.44
				SAN LUIS OBISPO CO SO	\$307.14
0650-129AF		\$1,375.00	5/10/2007	15% - 11489	\$134.06
				CDAA	\$13.75
				DA OFFICE	\$137.50
				GENERAL FUND	\$330.00
				SAN LUIS OBISPO CO SO	\$759.69
0650-146AF		\$1,001.00	1/24/2007	15% - 11489	\$97.60
				CDAA	\$10.01
				DA OFFICE	\$100.10
				GENERAL FUND	\$240.24
				SAN LUIS OBISPO CO SO	\$553.05
0650-160AF		\$1,005.00	1/24/2007	15% - 11489	\$97.99
				CDAA	\$10.05
				DA OFFICE	\$100.50
				GENERAL FUND	\$241.20
				SAN LUIS OBISPO CO SO	\$555.26
0650-161AF	SQ2007-00172	\$2,301.00	7/12/2007	15% - 11489	\$224.35
				CDAA	\$23.01
				DA OFFICE	\$230.10
				GENERAL FUND	\$552.24
				SAN LUIS OBISPO CO SO	\$1,271.30
0650-162AF	SQ2007-00139	\$3,975.00	7/12/2007	15% - 11489	\$387.56
				CDAA	\$39.75
				DA OFFICE	\$397.50
				GENERAL FUND	\$954.00
				SAN LUIS OBISPO CO SO	\$2,196.19
0650-186AT	SQ2007-00134	\$7,758.00	11/28/2007	15% - 11489	\$756.40
				CDAA	\$77.58
				DA OFFICE	\$775.80
				GENERAL FUND	\$1,861.92
				SAN LUIS OBISPO CO SO	\$4,286.30
0750-123AF	SQ2007-00068	\$1,506.00	12/14/2007	15% - 11489	\$146.83
				CDAA	\$15.06
				DA OFFICE	\$150.60



State of California
ASSET FORFEITURE REPORT - 2007

Table 3

Admin Number	Docket Number	Amount Forfeited	Date Disbursed	Recipient	Amount Disbursed
				GENERAL FUND	\$361.44
				SAN LUIS OBISPO CO SO	\$832.07
SLOAF050092B		\$23,859.33	6/15/2007	15% - 11489	\$2,326.28
				CDAA	\$238.59
				DA OFFICE	\$2,385.94
				GENERAL FUND	\$5,726.24
				SAN LUIS OBISPBO CO DA	\$13,182.28
SLOAF050092C		\$7,422.26	3/19/2007	15% - 11489	\$723.67
				CDAA	\$74.22
				DA OFFICE	\$742.23
				GENERAL FUND	\$1,781.34
				TF SAN LUIS OBISPO CO	\$4,100.80
SLOAF06-0017		\$863.76	1/12/2007	15% - 11489	\$84.22
				CDAA	\$8.64
				DA OFFICE	\$86.37
				GENERAL FUND	\$207.30
				TF SAN LUIS OBISPO CO	\$477.23
SLOAF06-0052		\$845.58	3/21/2007	15% - 11489	\$82.44
				CDAA	\$8.46
				DA OFFICE	\$84.56
				GENERAL FUND	\$202.94
				TF SAN LUIS OBISPO CO	\$467.18
SLOAF06-0078		\$608.79	1/17/2007	15% - 11489	\$59.36
				CDAA	\$6.09
				DA OFFICE	\$60.87
				GENERAL FUND	\$146.11
				TF SAN LUIS OBISPO CO	\$336.36
SLOAF06-0082		\$2,188.94	3/19/2007	15% - 11489	\$213.42
				CDAA	\$21.89
				DA OFFICE	\$218.89
				GENERAL FUND	\$525.35
				TF SAN LUIS OBISPO CO	\$1,209.39
SLOAF06-0085		\$9,213.47	4/4/2007	15% - 11489	\$898.31
				CDAA	\$92.13
				DA OFFICE	\$921.36
				GENERAL FUND	\$2,211.23
				TF SAN LUIS OBISPO CO	\$5,090.44
SLOAF06-0102		\$513.29	7/10/2007	15% - 11489	\$50.05
				CDAA	\$5.13



State of California
ASSET FORFEITURE REPORT - 2007

Table 3

Admin Number	Docket Number	Amount Forfeited	Date Disbursed	Recipient	Amount Disbursed
				DA OFFICE	\$51.33
				GENERAL FUND	\$123.19
				TF SAN LUIS OBISPO CO	\$283.59
SLOAF06-0103		\$1,455.69	3/2/2007	15% - 11489	\$141.93
				CDAA	\$14.56
				DA OFFICE	\$145.56
				GENERAL FUND	\$349.37
				TF SAN LUIS OBISPO CO	\$804.27
SLOAF06-0110		\$855.05	3/19/2007	15% - 11489	\$83.37
				CDAA	\$8.55
				DA OFFICE	\$85.50
				GENERAL FUND	\$205.21
				TF SAN LUIS OBISPO CO	\$472.42
SLOAF07-0001		\$2,293.36	10/3/2007	15% - 11489	\$223.60
				CDAA	\$22.93
				DA OFFICE	\$229.34
				GENERAL FUND	\$550.41
				TF SAN LUIS OBISPO CO	\$1,267.08
SLOAF07-0002		\$1,095.41	10/1/2007	15% - 11489	\$106.80
				CDAA	\$10.95
				DA OFFICE	\$109.55
				GENERAL FUND	\$262.90
				TF SAN LUIS OBISPO CO	\$605.21
SLOAF07-0009		\$2,077.40	8/3/2007	15% - 11489	\$202.55
				CDAA	\$20.77
				CHP-SAN LUIS OBISPO	\$286.94
				DA OFFICE	\$207.74
				GENERAL FUND	\$498.58
				TF SAN LUIS OBISPO CO	\$860.82
SLOAF07-0028		\$3,306.90	10/31/2007	15% - 11489	\$322.42
				CDAA	\$33.07
				DA OFFICE	\$330.69
				GENERAL FUND	\$793.66
				TF SAN LUIS OBISPO CO	\$1,827.06
SLOAF07-0034		\$982.70	10/29/2007	15% - 11489	\$95.81
				CDAA	\$9.83
				DA OFFICE	\$98.27
				GENERAL FUND	\$235.85
				TF SAN LUIS OBISPO CO	\$542.94



State of California
ASSET FORFEITURE REPORT - 2007

Table 3

Admin Number	Docket Number	Amount Forfeited	Date Disbursed	Recipient	Amount Disbursed
SLOAF07-0041		\$22,873.03	12/19/2007	15% - 11489	\$2,230.12
				CDA	\$228.73
				CHP-COASTAL DIV	\$3,159.34
				DA OFFICE	\$2,287.30
				GENERAL FUND	\$5,489.53
				TF SAN LUIS OBISPO CO	\$9,478.01
SLOAF070016A		\$2,275.95	12/27/2007	15% - 11489	\$221.91
				CDA	\$22.76
				DA OFFICE	\$227.59
				GENERAL FUND	\$546.23
				TF SAN LUIS OBISPO CO	\$1,257.46
SLOAF070044D		\$3,389.09	12/19/2007	15% - 11489	\$330.44
				CDA	\$33.89
				DA OFFICE	\$338.91
				GENERAL FUND	\$813.38
				TF SAN LUIS OBISPO CO	\$1,872.47
SAN LUIS OBISPO					\$105,597.00



State of California
ASSET FORFEITURE REPORT - 2007

Table 3

Admin Number	Docket Number	Amount Forfeited	Date Disbursed	Recipient	Amount Disbursed
SAN MATEO					
1428		\$1,949.97	3/8/2007	CDA EAST PALO ALTO PD GENERAL FUND SAN MATEO CO DA	\$19.50 \$1,267.49 \$467.99 \$194.99
1920	SC51988	\$778.39	9/26/2007	CDA DALY CITY PD GENERAL FUND SAN MATEO CO DA	\$7.78 \$505.95 \$186.82 \$77.84
1985	NF332848	\$1,008.24	12/17/2007	CDA GENERAL FUND SAN MATEO CO DA SAN MATEO PD	\$9.77 \$234.35 \$129.44 \$634.68
2015		\$4,443.05	7/19/2007	CDA GENERAL FUND SAN MATEO CO DA SONOMA CO SO	\$44.02 \$1,056.56 \$440.24 \$2,902.23
2057	NF343687	\$455.90	6/19/2007	CDA GENERAL FUND SAN MATEO CO DA SOUTH SAN FRANCISCO PD	\$4.08 \$98.06 \$88.19 \$265.57
2124	NF351845	\$727.22	9/26/2007	CDA GENERAL FUND SAN MATEO CO DA SOUTH SAN FRANCISCO PD	\$7.27 \$174.53 \$72.73 \$472.69
2149	NF355316	\$839.88	7/19/2007	CDA GENERAL FUND SAN MATEO CO DA TF SAN MATEO CO NTF	\$8.34 \$200.30 \$88.75 \$542.49
2155	SF344109	\$648.28	9/26/2007	CDA GENERAL FUND MENLO PARK PD SAN MATEO CO DA	\$6.39 \$153.37 \$415.37 \$73.15
2156	SF344109	\$234.50	3/19/2007	CDA GENERAL FUND MENLO PARK PD SAN MATEO CO DA	\$1.85 \$44.33 \$120.09 \$68.23



State of California
ASSET FORFEITURE REPORT - 2007

Table 3

Admin Number	Docket Number	Amount Forfeited	Date Disbursed	Recipient	Amount Disbursed
2164	NF356656	\$1,719.96	10/25/2007	CDA	\$16.95
				GENERAL FUND	\$406.63
				SAN MATEO CO DA	\$195.10
				TF SAN MATEO CO NTF	\$1,101.28
2176	NF357361	\$3,822.81	10/25/2007	CDA	\$38.04
				DALY CITY PD	\$1,483.61
				GENERAL FUND	\$912.99
				SAN MATEO CO DA	\$399.09
				TF SAN MATEO CO NTF	\$989.08
2179	DA#337378	\$1,336.74	5/8/2007	CDA	\$13.26
				GENERAL FUND	\$318.32
				SAN BRUNO PD	\$517.26
				SAN MATEO CO DA	\$143.05
				TF SAN MATEO CO NTF	\$344.85
2193	DA#339584	\$904.72	3/8/2007	CDA	\$9.04
				GENERAL FUND	\$217.13
				SAN MATEO CO DA	\$90.48
				SOUTH SAN FRANCISCO PD	\$588.07
2198	DA#340772	\$2,578.16	10/25/2007	CDA	\$25.71
				GENERAL FUND	\$617.13
				SAN BRUNO PD	\$1,671.40
				SAN MATEO CO DA	\$263.92
2206	DA#342821	\$1,068.46	4/9/2007	SAN BRUNO PD	\$1,045.00
				SAN MATEO CO DA	\$23.46
2207	NF360079	\$3,116.26	2/13/2007	CDA	\$31.16
				GENERAL FUND	\$747.90
				SAN FRANCISCO PD	\$1,012.79
				SAN MATEO CO DA	\$311.63
				TF SAN MATEO CO NTF	\$1,012.78
2208	SF347158	\$1,058.89	2/13/2007	CDA	\$10.59
				GENERAL FUND	\$254.13
				SAN FRANCISCO PD	\$344.14
				SAN MATEO CO DA	\$105.89
				TF SAN MATEO CO NTF	\$344.14
2209	SF361022	\$3,038.24	9/26/2007	CDA	\$30.24
				GENERAL FUND	\$725.81
				SAN BRUNO PD	\$1,965.72
				SAN MATEO CO DA	\$316.47



State of California
ASSET FORFEITURE REPORT - 2007

Table 3

Admin Number	Docket Number	Amount Forfeited	Date Disbursed	Recipient	Amount Disbursed
2210	NF361103	\$1,590.83	8/22/2007	CDA	\$15.88
				GENERAL FUND	\$381.04
				HILLSBOROUGH PD	\$1,031.97
				SAN MATEO CO DA	\$161.94
2211	DA#344583	\$1,062.01	3/8/2007	CDA	\$10.62
				GENERAL FUND	\$254.89
				SAN MATEO CO DA	\$106.20
				SOUTH SAN FRANCISCO PD	\$690.30
2212	NF361289	\$4,043.46	4/9/2007	CDA	\$40.43
				GENERAL FUND	\$970.43
				SAN MATEO CO DA	\$404.34
				TF SAN MATEO CO NTF	\$2,628.26
2213	NF361219	\$442.27	5/1/2007	CDA	\$4.42
				GENERAL FUND	\$106.15
				SAN MATEO CO DA	\$44.23
				SOUTH SAN FRANCISCO PD	\$287.47
2215	NF361371	\$891.41	3/8/2007	BROADMOOR PD	\$289.72
				CDA	\$8.91
				GENERAL FUND	\$213.93
				SAN MATEO CO DA	\$89.14
2216	NF361539	\$4,853.27	4/9/2007	TF SAN MATEO CO NTF	\$289.71
				CDA	\$48.53
				GENERAL FUND	\$1,164.79
				SAN MATEO CO DA	\$485.33
2217	NF361606	\$9,487.92	4/9/2007	SAN MATEO PD	\$3,154.62
				CDA	\$94.88
				GENERAL FUND	\$2,277.10
				SAN MATEO CO DA	\$948.80
2218	SF347907	\$828.51	5/1/2007	SAN MATEO PD	\$6,167.14
				CDA	\$8.28
				GENERAL FUND	\$198.85
				SAN MATEO CO DA	\$82.85
2219	NF361546	\$26,747.68	9/26/2007	SAN MATEO CO SO	\$269.26
				TF SAN MATEO CO NTF	\$269.27
				CDA	\$267.48
				DALY CITY PD	\$2,607.90
				GENERAL FUND	\$6,419.44
				SAN MATEO CO DA	\$2,674.77



State of California
ASSET FORFEITURE REPORT - 2007

Table 3

Admin Number	Docket Number	Amount Forfeited	Date Disbursed	Recipient	Amount Disbursed
				TF SAN MATEO CO NTF	\$14,778.09
2222	NF362215	\$612.85	5/1/2007	BROADMOOR PD	\$318.68
				CDAA	\$6.13
				GENERAL FUND	\$147.08
				SAN MATEO CO DA	\$61.29
				TF SAN MATEO CO NTF	\$79.67
2223	NM362299	\$1,677.25	5/1/2007	BROADMOOR PD	\$1,090.21
				CDAA	\$16.77
				GENERAL FUND	\$402.54
				SAN MATEO CO DA	\$167.73
2224	SF348474	\$343.35	5/1/2007	CDAA	\$3.44
				GENERAL FUND	\$82.40
				MENLO PARK PD	\$223.18
				SAN MATEO CO DA	\$34.33
2225	NF362297	\$2,912.90	5/1/2007	CDAA	\$29.13
				GENERAL FUND	\$699.10
				SAN MATEO CO DA	\$291.29
				SAN MATEO PD	\$1,893.38
2226	SF348597	\$1,375.12	5/1/2007	CDAA	\$13.75
				GENERAL FUND	\$330.03
				SAN MATEO CO DA	\$137.51
				SAN MATEO CO SO	\$446.91
				TF SAN MATEO CO NTF	\$446.92
2227	SF348658	\$424.52	5/8/2007	CDAA	\$4.25
				GENERAL FUND	\$101.89
				REDWOOD CITY PD	\$275.94
				SAN MATEO CO DA	\$42.44
2229	NF362812	\$2,135.06	5/1/2007	CDAA	\$21.35
				DALY CITY PD	\$693.89
				GENERAL FUND	\$512.42
				SAN MATEO CO DA	\$213.51
				TF SAN MATEO CO NTF	\$693.89
2231	NF362681	\$951.39	5/1/2007	BROADMOOR PD	\$618.40
				CDAA	\$9.51
				GENERAL FUND	\$228.33
				SAN MATEO CO DA	\$95.15
2232	NF362503	\$25,364.36	5/29/2007	CDAA	\$253.65
				COLMA PD	\$4,121.71



State of California
ASSET FORFEITURE REPORT - 2007

Table 3

Admin Number	Docket Number	Amount Forfeited	Date Disbursed	Recipient	Amount Disbursed
				DALY CITY PD	\$4,121.71
				GENERAL FUND	\$6,087.44
				SAN FRANCISCO PD	\$4,121.71
				SAN MATEO CO DA	\$2,536.44
				TF SAN MATEO CO NTF	\$4,121.70
2233	NF362905	\$6,782.94	5/29/2007		
				CDA A	\$67.83
				GENERAL FUND	\$1,627.91
				SAN MATEO CO DA	\$678.29
				SOUTH SAN FRANCISCO PD	\$4,408.91
2234	NF363261	\$861.91	5/29/2007		
				CDA A	\$8.62
				GENERAL FUND	\$206.86
				SAN BRUNO PD	\$560.24
				SAN MATEO CO DA	\$86.19
2235	SF348992	\$716.14	5/29/2007		
				CDA A	\$7.17
				GENERAL FUND	\$171.87
				SAN BRUNO PD	\$139.65
				SAN MATEO CO DA	\$71.62
				TF SAN MATEO CO NTF	\$325.83
2236	NF358498	\$618.44	5/29/2007		
				CDA A	\$6.19
				GENERAL FUND	\$148.43
				SAN MATEO CO DA	\$61.83
				SOUTH SAN FRANCISCO PD	\$401.99
2238	NF363816	\$608.01	6/19/2007		
				CDA A	\$6.08
				GENERAL FUND	\$145.93
				SAN BRUNO PD	\$395.21
				SAN MATEO CO DA	\$60.79
2239	SF348691	\$9,760.33	10/25/2007		
				CA DOJ-BNE SAN JOSE	\$6,344.22
				CDA A	\$97.60
				GENERAL FUND	\$2,342.48
				SAN MATEO CO DA	\$976.03
2241	NF364115	\$8,298.80	6/19/2007		
				CDA A	\$82.99
				GENERAL FUND	\$1,991.71
				SAN MATEO CO DA	\$829.88
				TF SAN MATEO CO NTF	\$5,394.22
2242	NF364115	\$21,048.31	6/19/2007		
				CDA A	\$210.49
				GENERAL FUND	\$5,051.59
				SAN MATEO CO DA	\$2,104.83
				TF SAN MATEO CO NTF	\$13,681.40



State of California
ASSET FORFEITURE REPORT - 2007

Table 3

Admin Number	Docket Number	Amount Forfeited	Date Disbursed	Recipient	Amount Disbursed
2243	NF364669	\$787.52	6/12/2007	CDAA	\$7.88
				GENERAL FUND	\$189.00
				SAN MATEO CO DA	\$78.75
				TF SAN MATEO CO NTF	\$511.89
2244	SC63099	\$8,528.60	8/22/2007	CDAA	\$85.27
				GENERAL FUND	\$2,046.87
				SAN MATEO CO DA	\$852.86
				TF SAN MATEO CO NTF	\$5,543.60
2247	SF349727	\$16,423.21	10/25/2007	CA DOJ-BNE SAN JOSE	\$5,337.55
				CDAA	\$164.23
				GENERAL FUND	\$3,941.57
				SAN MATEO CO DA	\$1,642.32
				TF SAN MATEO CO NTF	\$5,337.54
2249	SF350070	\$6,221.08	7/19/2007	CDAA	\$62.21
				GENERAL FUND	\$1,493.06
				SAN MATEO CO DA	\$622.10
				TF SAN MATEO CO NTF	\$4,043.71
2250	NF364508	\$8,648.25	7/19/2007	CDAA	\$86.48
				GENERAL FUND	\$2,075.58
				SAN MATEO CO DA	\$864.83
				SAN MATEO PD	\$5,621.36
2251	SF349586	\$948.51	7/19/2007	CDAA	\$9.49
				GENERAL FUND	\$227.64
				MENLO PARK PD	\$616.52
				SAN MATEO CO DA	\$94.86
2253	NF365498	\$435.24	8/2/2007	BROADMOOR PD	\$282.91
				CDAA	\$4.36
				GENERAL FUND	\$104.45
				SAN MATEO CO DA	\$43.52
2255	NF365303	\$1,919.18	8/2/2007	CDAA	\$19.20
				GENERAL FUND	\$460.60
				MILLBRAE PD	\$623.74
				SAN MATEO CO DA	\$191.91
				TF SAN MATEO CO NTF	\$623.73
2260		\$455.70	8/22/2007	CDAA	\$4.56
				GENERAL FUND	\$109.37
				REDWOOD CITY PD	\$296.20
				SAN MATEO CO DA	\$45.57



State of California
ASSET FORFEITURE REPORT - 2007

Table 3

Admin Number	Docket Number	Amount Forfeited	Date Disbursed	Recipient	Amount Disbursed
2261	SF351163	\$2,842.10	12/17/2007	CDAA	\$28.42
				GENERAL FUND	\$682.11
				SAN MATEO CO DA	\$284.21
				SAN MATEO CO SO	\$923.68
				TF SAN MATEO CO NTF	\$923.68
2262	NF366570	\$622.93	8/22/2007	CDAA	\$6.23
				GENERAL FUND	\$149.50
				SAN MATEO CO DA	\$62.30
				SOUTH SAN FRANCISCO PD	\$404.90
2263	SF351151	\$1,886.29	8/22/2007	CDAA	\$18.87
				GENERAL FUND	\$452.71
				SAN MATEO CO DA	\$188.63
				TF SAN MATEO CO NTF	\$1,226.08
2264	SF351269	\$2,421.06	8/22/2007	CA DOJ-BNE SAN FRANCISCO	\$1,573.69
				CDAA	\$24.21
				GENERAL FUND	\$581.05
				SAN MATEO CO DA	\$242.11
2266	SF351215	\$476.73	8/22/2007	CDAA	\$4.77
				GENERAL FUND	\$114.42
				MENLO PARK PD	\$309.87
				SAN MATEO CO DA	\$47.67
2267	NF366972	\$561.31	9/26/2007	CDAA	\$5.62
				GENERAL FUND	\$134.72
				SAN FRANCISCO PD	\$182.42
				SAN MATEO CO DA	\$56.13
				TF SAN MATEO CO NTF	\$182.42
2269	NF366403	\$1,449.87	12/17/2007	CDAA	\$14.50
				GENERAL FUND	\$347.97
				SAN MATEO CO DA	\$144.99
				SAN MATEO PD	\$942.41
2270	NF367008	\$2,667.24	9/26/2007	CDAA	\$26.67
				DALY CITY PD	\$866.85
				GENERAL FUND	\$640.14
				SAN MATEO CO DA	\$266.73
				TF SAN MATEO CO NTF	\$866.85
2271		\$1,816.31	9/26/2007	CDAA	\$18.17
				GENERAL FUND	\$435.91
				SAN FRANCISCO PD	\$590.30



State of California
ASSET FORFEITURE REPORT - 2007

Table 3

Admin Number	Docket Number	Amount Forfeited	Date Disbursed	Recipient	Amount Disbursed
				SAN MATEO CO DA	\$181.63
				TF SAN MATEO CO NTF	\$590.30
2272	N367267B	\$2,012.13	9/26/2007		
				CDAA	\$20.12
				GENERAL FUND	\$482.91
				SAN FRANCISCO PD	\$653.94
				SAN MATEO CO DA	\$201.22
				TF SAN MATEO CO NTF	\$653.94
2274	SF351856	\$1,021.01	9/26/2007		
				CDAA	\$10.21
				GENERAL FUND	\$245.04
				MENLO PARK PD	\$663.65
				SAN MATEO CO DA	\$102.11
2275	NF367475	\$518.81	9/26/2007		
				CDAA	\$5.19
				GENERAL FUND	\$124.52
				SAN MATEO CO DA	\$51.87
				SAN MATEO PD	\$337.23
2277	SF352067	\$3,432.94	9/26/2007		
				CDAA	\$34.33
				GENERAL FUND	\$823.91
				SAN MATEO CO DA	\$343.29
				TF SAN MATEO CO NTF	\$2,231.41
2278	NF366345	\$3,728.49	9/26/2007		
				CDAA	\$37.29
				GENERAL FUND	\$894.84
				SAN MATEO CO DA	\$372.84
				SOUTH SAN FRANCISCO PD	\$2,423.52
2279	SF351455	\$2,488.63	9/26/2007		
				CDAA	\$24.89
				GENERAL FUND	\$597.28
				REDWOOD CITY PD	\$1,617.61
				SAN MATEO CO DA	\$248.85
2280	NF367458	\$464.20	9/26/2007		
				CDAA	\$4.64
				GENERAL FUND	\$111.41
				SAN MATEO CO DA	\$46.42
				SOUTH SAN FRANCISCO PD	\$301.73
2284		\$1,676.80	12/17/2007		
				CDAA	\$16.77
				DALY CITY PD	\$1,089.92
				GENERAL FUND	\$402.43
				SAN MATEO CO DA	\$167.68
2285	NF367303	\$927.04	12/17/2007		
				CDAA	\$9.27
				GENERAL FUND	\$222.48
				SAN MATEO CO DA	\$92.72



State of California
ASSET FORFEITURE REPORT - 2007

Table 3

Admin Number	Docket Number	Amount Forfeited	Date Disbursed	Recipient	Amount Disbursed
2286	SC64176	\$1,510.01	12/17/2007	SOUTH SAN FRANCISCO PD	\$602.57
				CDAА	\$15.10
				GENERAL FUND	\$362.40
				SAN MATEO CO DA	\$151.00
2289	SF352952	\$1,467.16	12/17/2007	SAN MATEO PD	\$981.51
				CDAА	\$14.67
				GENERAL FUND	\$352.12
				SAN MATEO CO DA	\$146.72
				TF SAN MATEO CO NTF	\$953.65
SAN MATEO					\$242,527.06



State of California
ASSET FORFEITURE REPORT - 2007

Table 3

Admin Number	Docket Number	Amount Forfeited	Date Disbursed	Recipient	Amount Disbursed
SANTA BARBARA					
02-20385	1098628	\$1,078.91	6/30/2007	CDA DA OFFICE GENERAL FUND SANTA BARBARA PD	\$10.79 \$107.89 \$258.94 \$701.29
03-0957		\$496.25	3/31/2007	CDA DA OFFICE GENERAL FUND UC SANTA BARBARA PD	\$4.96 \$49.63 \$119.10 \$322.56
03-10147		\$7,393.70	3/31/2007	CDA DA OFFICE GENERAL FUND SANTA BARBARA CO SO	\$73.94 \$739.36 \$1,774.49 \$4,805.91
03-14516		\$21,459.71	3/31/2007	CDA DA OFFICE GENERAL FUND SANTA BARBARA PD	\$214.60 \$2,145.97 \$5,150.33 \$13,948.81
0310-1944		\$7,423.93	12/31/2007	CDA DA OFFICE GENERAL FUND LOMPOC PD	\$74.24 \$742.40 \$1,781.74 \$4,825.55
04-19700		\$1,217.14	9/30/2007	CDA DA OFFICE GENERAL FUND SANTA BARBARA PD	\$12.17 \$121.72 \$292.11 \$791.14
04-26478	1160513	\$9,304.61	9/30/2007	CDA DA OFFICE GENERAL FUND SANTA BARBARA PD	\$93.05 \$930.45 \$2,233.11 \$6,048.00
0402-2434		\$489.69	6/30/2007	CDA DA OFFICE GENERAL FUND LOMPOC PD	\$4.90 \$48.96 \$117.53 \$318.30
04R06624		\$1,626.37	9/30/2007	CDA DA OFFICE GENERAL FUND SANTA MARIA PD	\$16.26 \$162.64 \$390.33 \$1,057.14



State of California
ASSET FORFEITURE REPORT - 2007

Table 3

Admin Number	Docket Number	Amount Forfeited	Date Disbursed	Recipient	Amount Disbursed
04R07012		\$500.96	3/31/2007	CDAA	\$5.01
				DA OFFICE	\$50.10
				GENERAL FUND	\$120.23
				SANTA MARIA PD	\$325.62
04R07834	1229948	\$2,083.89	9/30/2007	CDAA	\$20.84
				DA OFFICE	\$208.39
				GENERAL FUND	\$500.13
				SANTA MARIA PD	\$1,354.53
04R15756		\$17,567.95	9/30/2007	CDAA	\$175.68
				DA OFFICE	\$1,756.79
				GENERAL FUND	\$4,216.31
				SANTA MARIA PD	\$11,419.17
05-0017	1167340	\$394.93	3/31/2007	CDAA	\$3.95
				DA OFFICE	\$39.50
				GENERAL FUND	\$94.78
				TF SBRNET	\$256.70
05-11296	1168736	\$20,557.77	12/31/2007	CDAA	\$205.58
				DA OFFICE	\$2,055.78
				GENERAL FUND	\$4,933.86
				SANTA BARBARA CO SO	\$13,362.55
05-1501	1168376	\$31,722.14	12/31/2007	CDAA	\$317.22
				DA OFFICE	\$3,172.22
				GENERAL FUND	\$7,613.31
				SANTA BARBARA PD	\$20,619.39
05-3560		\$1,220.61	9/30/2007	CDAA	\$12.21
				DA OFFICE	\$122.05
				GENERAL FUND	\$292.95
				SANTA BARBARA PD	\$793.40
05-7629	1168752	\$1,276.49	12/31/2007	CDAA	\$12.76
				DA OFFICE	\$127.65
				GENERAL FUND	\$306.36
				SANTA BARBARA CO SO	\$829.72
05-7648		\$3,590.42	3/31/2007	CDAA	\$35.90
				DA OFFICE	\$359.05
				GENERAL FUND	\$861.70
				SANTA BARBARA CO SO	\$2,333.77
0504-1480		\$29,526.47	3/31/2007	CDAA	\$295.26



State of California
ASSET FORFEITURE REPORT - 2007

Table 3

Admin Number	Docket Number	Amount Forfeited	Date Disbursed	Recipient	Amount Disbursed
				DA OFFICE	\$2,952.65
				GENERAL FUND	\$7,086.35
				LOMPOC PD	\$19,192.21
05R05228B		\$10,208.94	9/30/2007		
				CDAA	\$102.09
				DA OFFICE	\$1,020.89
				GENERAL FUND	\$2,450.15
				SANTA MARIA PD	\$6,635.81
05R11061		\$6,533.87	9/30/2007		
				CDAA	\$65.34
				DA OFFICE	\$653.38
				GENERAL FUND	\$1,568.13
				SANTA MARIA PD	\$4,247.02
05R14585		\$7,535.53	3/31/2007		
				CDAA	\$75.36
				DA OFFICE	\$753.55
				GENERAL FUND	\$1,808.53
				SANTA MARIA PD	\$4,898.09
06-0301	1188451	\$1,413.00	3/31/2007		
				CDAA	\$14.13
				DA OFFICE	\$141.30
				GENERAL FUND	\$339.12
				UC SANTA BARBARA PD	\$918.45
06-10198		\$825.48	3/31/2007		
				CDAA	\$8.25
				DA OFFICE	\$82.55
				GENERAL FUND	\$198.12
				SANTA BARBARA PD	\$536.56
06-11644		\$945.03	6/30/2007		
				CDAA	\$9.45
				DA OFFICE	\$94.50
				GENERAL FUND	\$226.81
				SANTA BARBARA CO SO	\$614.27
06-11699		\$657.81	12/31/2007		
				CDAA	\$6.58
				DA OFFICE	\$65.78
				GENERAL FUND	\$157.87
				SANTA BARBARA CO SO	\$427.58
06-12907		\$545.84	3/31/2007		
				CDAA	\$5.46
				DA OFFICE	\$54.58
				GENERAL FUND	\$131.00
				SANTA BARBARA CO SO	\$354.80
06-13460		\$484.44	3/31/2007		
				CDAA	\$4.84
				DA OFFICE	\$48.44
				GENERAL FUND	\$116.27



State of California
ASSET FORFEITURE REPORT - 2007

Table 3

Admin Number	Docket Number	Amount Forfeited	Date Disbursed	Recipient	Amount Disbursed
				SANTA BARBARA CO SO	\$314.89
06-18157		\$890.26	3/31/2007	CDAA	\$8.90
				DA OFFICE	\$89.03
				GENERAL FUND	\$213.66
				SANTA BARBARA CO SO	\$578.67
06-18421		\$638.17	3/31/2007	CDAA	\$6.38
				DA OFFICE	\$63.82
				GENERAL FUND	\$153.16
				SANTA BARBARA PD	\$414.81
06-19097		\$1,228.78	6/30/2007	CDAA	\$12.29
				DA OFFICE	\$122.87
				GENERAL FUND	\$294.91
				SANTA BARBARA PD	\$798.71
06-19465		\$2,140.24	3/31/2007	CDAA	\$21.40
				DA OFFICE	\$214.02
				GENERAL FUND	\$513.66
				SANTA BARBARA PD	\$1,391.16
06-20714		\$453.58	3/31/2007	CDAA	\$4.54
				DA OFFICE	\$45.35
				GENERAL FUND	\$108.86
				SANTA BARBARA CO SO	\$294.83
06-21978		\$15,471.79	6/30/2007	CDAA	\$154.72
				DA OFFICE	\$1,547.18
				GENERAL FUND	\$3,713.23
				SANTA BARBARA CO SO	\$10,056.66
06-22278		\$1,198.45	9/30/2007	CDAA	\$11.98
				DA OFFICE	\$119.85
				GENERAL FUND	\$287.63
				SANTA BARBARA CO SO	\$778.99
06-23511a		\$5,638.25	3/31/2007	CDAA	\$56.38
				DA OFFICE	\$563.83
				GENERAL FUND	\$1,353.18
				SANTA BARBARA PD	\$3,664.86
06-24539		\$21,486.80	6/30/2007	CDAA	\$214.87
				DA OFFICE	\$2,148.68
				GENERAL FUND	\$5,156.83
				SANTA BARBARA PD	\$13,966.42



State of California
ASSET FORFEITURE REPORT - 2007

Table 3

Admin Number	Docket Number	Amount Forfeited	Date Disbursed	Recipient	Amount Disbursed
06-24539a		\$4,793.00	9/30/2007	CDAA	\$47.93
				DA OFFICE	\$479.30
				GENERAL FUND	\$1,150.32
				SANTA BARBARA PD	\$3,115.45
06-24550	1242642	\$23,642.69	12/31/2007	CDAA	\$236.43
				DA OFFICE	\$2,364.26
				GENERAL FUND	\$5,674.25
				SANTA BARBARA PD	\$15,367.75
06-25564		\$843.51	3/31/2007	CDAA	\$8.44
				DA OFFICE	\$84.35
				GENERAL FUND	\$202.44
				SANTA BARBARA PD	\$548.28
06-26923		\$432.34	3/31/2007	CDAA	\$4.32
				DA OFFICE	\$43.24
				GENERAL FUND	\$103.76
				SANTA BARBARA PD	\$281.02
06-26997		\$7,077.56	3/31/2007	CDAA	\$70.78
				DA OFFICE	\$707.76
				GENERAL FUND	\$1,698.61
				SANTA BARBARA PD	\$4,600.41
06-4964		\$844.57	3/31/2007	CDAA	\$8.45
				DA OFFICE	\$84.45
				GENERAL FUND	\$202.70
				SANTA BARBARA PD	\$548.97
06-7533		\$2,030.34	3/31/2007	CDAA	\$20.30
				DA OFFICE	\$203.04
				GENERAL FUND	\$487.28
				SANTA BARBARA CO SO	\$1,319.72
06-7681		\$615.80	3/31/2007	CDAA	\$6.16
				DA OFFICE	\$61.58
				GENERAL FUND	\$147.79
				SANTA BARBARA PD	\$400.27
06-7686		\$576.45	3/31/2007	CDAA	\$5.76
				DA OFFICE	\$57.65
				GENERAL FUND	\$138.35
				SANTA BARBARA PD	\$374.69
06-8149		\$348.20	3/31/2007	CDAA	\$3.48



State of California
ASSET FORFEITURE REPORT - 2007

Table 3

Admin Number	Docket Number	Amount Forfeited	Date Disbursed	Recipient	Amount Disbursed
				DA OFFICE	\$34.82
				GENERAL FUND	\$83.57
				SANTA BARBARA PD	\$226.33
0602-1197		\$1,178.84	6/30/2007		
				CDAA	\$11.79
				DA OFFICE	\$117.88
				GENERAL FUND	\$282.92
				LOMPOC PD	\$766.25
0604-2590		\$821.68	6/30/2007		
				CDAA	\$8.22
				DA OFFICE	\$82.17
				GENERAL FUND	\$197.20
				LOMPOC PD	\$534.09
0609-3252		\$4,015.45	3/31/2007		
				CDAA	\$40.15
				DA OFFICE	\$401.55
				GENERAL FUND	\$963.71
				LOMPOC PD	\$2,610.04
0610-1242		\$2,232.35	3/31/2007		
				CDAA	\$22.32
				DA OFFICE	\$223.24
				GENERAL FUND	\$535.76
				LOMPOC PD	\$1,451.03
0612-1295		\$903.22	6/30/2007		
				CDAA	\$9.03
				DA OFFICE	\$90.33
				GENERAL FUND	\$216.77
				LOMPOC PD	\$587.09
06R02294		\$678.64	6/30/2007		
				CDAA	\$6.79
				DA OFFICE	\$67.86
				GENERAL FUND	\$162.87
				SANTA MARIA PD	\$441.12
06R04838		\$630.62	6/30/2007		
				CDAA	\$6.31
				DA OFFICE	\$63.06
				GENERAL FUND	\$151.35
				SANTA MARIA PD	\$409.90
06R05007		\$1,148.45	3/31/2007		
				CDAA	\$11.48
				DA OFFICE	\$114.85
				GENERAL FUND	\$275.63
				SANTA MARIA PD	\$746.49
06R06979		\$961.53	9/30/2007		
				CDAA	\$9.62
				DA OFFICE	\$96.15
				GENERAL FUND	\$230.77



State of California
ASSET FORFEITURE REPORT - 2007

Table 3

Admin Number	Docket Number	Amount Forfeited	Date Disbursed	Recipient	Amount Disbursed
				SANTA MARIA PD	\$624.99
06R08602		\$373.02	6/30/2007		
				CDAA	\$3.73
				DA OFFICE	\$37.31
				GENERAL FUND	\$89.52
				SANTA MARIA PD	\$242.46
06R10451		\$196.28	3/31/2007		
				CDAA	\$1.96
				DA OFFICE	\$19.63
				GENERAL FUND	\$47.11
				SANTA MARIA PD	\$127.58
06R10747		\$2,648.89	9/30/2007		
				CDAA	\$26.49
				DA OFFICE	\$264.89
				GENERAL FUND	\$635.73
				SANTA MARIA PD	\$1,721.78
06R10919		\$735.51	3/31/2007		
				CDAA	\$7.36
				DA OFFICE	\$73.55
				GENERAL FUND	\$176.52
				SANTA MARIA PD	\$478.08
06R12662		\$386.71	9/30/2007		
				CDAA	\$3.87
				DA OFFICE	\$38.67
				GENERAL FUND	\$92.81
				SANTA MARIA PD	\$251.36
06R12919		\$871.21	9/30/2007		
				CDAA	\$8.71
				DA OFFICE	\$87.12
				GENERAL FUND	\$209.09
				SANTA MARIA PD	\$566.29
06R14217		\$765.59	6/30/2007		
				CDAA	\$7.66
				DA OFFICE	\$76.56
				GENERAL FUND	\$183.74
				SANTA MARIA PD	\$497.63
06R15650		\$170.16	6/30/2007		
				CDAA	\$1.70
				DA OFFICE	\$17.02
				GENERAL FUND	\$40.84
				SANTA MARIA PD	\$110.60
07-10423		\$747.90	12/31/2007		
				CDAA	\$7.48
				DA OFFICE	\$74.78
				GENERAL FUND	\$179.50
				SANTA BARBARA CO SO	\$486.14



State of California
ASSET FORFEITURE REPORT - 2007

Table 3

Admin Number	Docket Number	Amount Forfeited	Date Disbursed	Recipient	Amount Disbursed
07-1112		\$5,943.12	6/30/2007	CDAA	\$59.43
				DA OFFICE	\$594.31
				GENERAL FUND	\$1,426.35
				SANTA BARBARA PD	\$3,863.03
07-12015		\$183.79	12/31/2007	CDAA	\$1.84
				DA OFFICE	\$18.38
				GENERAL FUND	\$44.11
				SANTA BARBARA CO SO	\$119.46
07-12061		\$4,348.12	12/31/2007	CDAA	\$43.48
				DA OFFICE	\$434.81
				GENERAL FUND	\$1,043.55
				SANTA BARBARA PD	\$2,826.28
07-12462		\$675.15	12/31/2007	CDAA	\$6.75
				DA OFFICE	\$67.51
				GENERAL FUND	\$162.04
				SANTA BARBARA CO SO	\$438.85
07-14811	1246418	\$4,166.12	12/31/2007	CDAA	\$41.66
				DA OFFICE	\$416.61
				GENERAL FUND	\$999.87
				SANTA BARBARA PD	\$2,707.98
07-2206	1244232	\$28.05	9/30/2007	CDAA	\$0.28
				DA OFFICE	\$2.81
				GENERAL FUND	\$6.73
				TF SBRNET	\$18.23
07-3016		\$16,797.71	12/31/2007	CDAA	\$167.98
				DA OFFICE	\$1,679.77
				GENERAL FUND	\$4,031.45
				SANTA BARBARA CO SO	\$10,918.51
07-4110		\$454.00	9/30/2007	CDAA	\$4.54
				DA OFFICE	\$45.40
				GENERAL FUND	\$108.96
				SANTA BARBARA PD	\$295.10
07-4199		\$1,821.92	12/31/2007	CDAA	\$18.22
				DA OFFICE	\$182.19
				GENERAL FUND	\$437.26
				SANTA BARBARA CO SO	\$1,184.25
07-4330		\$1,139.00	9/30/2007	CDAA	\$11.39



State of California
ASSET FORFEITURE REPORT - 2007

Table 3

Admin Number	Docket Number	Amount Forfeited	Date Disbursed	Recipient	Amount Disbursed
				DA OFFICE	\$113.90
				GENERAL FUND	\$273.36
				SANTA BARBARA PD	\$740.35
07-4473		\$780.00	9/30/2007		
				CDAA	\$7.80
				DA OFFICE	\$78.00
				GENERAL FUND	\$187.20
				SANTA BARBARA PD	\$507.00
07-5976		\$1,549.43	9/30/2007		
				CDAA	\$15.49
				DA OFFICE	\$154.95
				GENERAL FUND	\$371.86
				SANTA BARBARA PD	\$1,007.13
07-608		\$3,784.12	6/30/2007		
				CDAA	\$37.84
				DA OFFICE	\$378.41
				GENERAL FUND	\$908.19
				SANTA BARBARA PD	\$2,459.68
07-6130		\$1,102.43	9/30/2007		
				CDAA	\$11.02
				DA OFFICE	\$110.25
				GENERAL FUND	\$264.58
				SANTA BARBARA PD	\$716.58
07-632	1246124	\$46,807.89	12/31/2007		
				CDAA	\$468.08
				DA OFFICE	\$4,680.79
				GENERAL FUND	\$11,233.89
				SANTA BARBARA PD	\$30,425.13
07-6799		\$661.07	12/31/2007		
				CDAA	\$6.61
				DA OFFICE	\$66.10
				GENERAL FUND	\$158.66
				SANTA BARBARA CO SO	\$429.70
07-8207		\$2,373.35	12/31/2007		
				CDAA	\$23.73
				DA OFFICE	\$237.34
				GENERAL FUND	\$569.60
				SANTA BARBARA CO SO	\$1,542.68
07-8290		\$4,254.71	12/31/2007		
				CDAA	\$42.55
				DA OFFICE	\$425.47
				GENERAL FUND	\$1,021.13
				SANTA BARBARA CO SO	\$2,765.56
07-9077		\$615.75	12/31/2007		
				CDAA	\$6.16
				DA OFFICE	\$61.57
				GENERAL FUND	\$147.78



State of California
ASSET FORFEITURE REPORT - 2007

Table 3

Admin Number	Docket Number	Amount Forfeited	Date Disbursed	Recipient	Amount Disbursed
				SANTA BARBARA CO SO	\$400.24
0701-0323		\$1,397.62	9/30/2007	CDAA	\$13.98
				DA OFFICE	\$139.76
				GENERAL FUND	\$335.43
				LOMPOC PD	\$908.45
0704-1146		\$23,660.00	12/31/2007	CDAA	\$236.60
				DA OFFICE	\$2,366.00
				GENERAL FUND	\$5,678.40
				LOMPOC PD	\$15,379.00
0706-0910		\$1,081.98	12/31/2007	CDAA	\$10.82
				DA OFFICE	\$108.19
				GENERAL FUND	\$259.68
				LOMPOC PD	\$703.29
07R01117		\$1,458.67	9/30/2007	CDAA	\$14.59
				DA OFFICE	\$145.86
				GENERAL FUND	\$350.08
				SANTA MARIA PD	\$948.14
07R02080		\$1,190.05	9/30/2007	CDAA	\$11.90
				DA OFFICE	\$119.01
				GENERAL FUND	\$285.61
				SANTA MARIA PD	\$773.53
07R04169		\$348.09	9/30/2007	CDAA	\$3.48
				DA OFFICE	\$34.81
				GENERAL FUND	\$83.54
				SANTA MARIA PD	\$226.26
07R04484		\$4,067.25	9/30/2007	CDAA	\$40.67
				DA OFFICE	\$406.73
				GENERAL FUND	\$976.14
				SANTA MARIA PD	\$2,643.71
07R04714		\$2,175.01	9/30/2007	CDAA	\$21.75
				DA OFFICE	\$217.50
				GENERAL FUND	\$522.00
				SANTA MARIA PD	\$1,413.76
2003R04622		\$639.71	3/31/2007	CDAA	\$6.40
				DA OFFICE	\$63.97
				GENERAL FUND	\$153.53
				SANTA MARIA PD	\$415.81



State of California
ASSET FORFEITURE REPORT - 2007

Table 3

Admin Number	Docket Number	Amount Forfeited	Date Disbursed	Recipient	Amount Disbursed
SB03-0001	1111776	\$854.67	9/30/2007	CDA	\$8.55
				DA OFFICE	\$85.46
				GENERAL FUND	\$205.12
				TF SBRNET	\$555.54
SB04-0001		\$999.04	3/31/2007	CDA	\$9.99
				DA OFFICE	\$99.90
				GENERAL FUND	\$239.77
				TF SBRNET	\$649.38
SB05-0012		\$2,358.60	3/31/2007	CDA	\$23.59
				DA OFFICE	\$235.86
				GENERAL FUND	\$566.06
				TF SBRNET	\$1,533.09
SB05-0031	1188709	\$6,143.58	6/30/2007	CDA	\$61.44
				DA OFFICE	\$614.35
				GENERAL FUND	\$1,474.46
				TF SBRNET	\$3,993.33
SB06-0006	1243437	\$84,998.50	12/31/2007	CDA	\$849.99
				DA OFFICE	\$8,499.84
				GENERAL FUND	\$20,399.64
				TF SBRNET	\$55,249.03
SB06-0009	1189020	\$15,667.48	6/30/2007	CDA	\$156.67
				DA OFFICE	\$1,566.75
				GENERAL FUND	\$3,760.20
				TF SBRNET	\$10,183.86
SB07-0006		\$2,504.86	12/31/2007	CDA	\$25.05
				DA OFFICE	\$250.48
				GENERAL FUND	\$601.17
				TF SBRNET	\$1,628.16
SANTA BARBARA					\$544,929.55



State of California
ASSET FORFEITURE REPORT - 2007

Table 3

Admin Number	Docket Number	Amount Forfeited	Date Disbursed	Recipient	Amount Disbursed
SANTA CLARA					
060514852		\$9,621.20	3/15/2007	CDA DA OFFICE GENERAL FUND SAN JOSE PD SC CO SPEC FUND	\$96.21 \$962.11 \$2,309.09 \$5,315.72 \$938.07
060615759A		\$1,741.27	3/15/2007	CDA DA OFFICE GENERAL FUND GILROY PD SC CO SPEC FUND	\$17.41 \$174.14 \$417.90 \$962.05 \$169.77
060616467		\$2,664.37	8/10/2007	CDA DA OFFICE GENERAL FUND MOUNTAIN VIEW PD SC CO SPEC FUND	\$26.64 \$266.44 \$639.45 \$1,472.07 \$259.77
060616632		\$1,954.94	7/3/2007	CDA DA OFFICE GENERAL FUND SANTA CLARA PD SC CO SPEC FUND	\$19.55 \$195.48 \$469.19 \$1,080.11 \$190.61
060616675		\$3,991.99	7/3/2007	CDA DA OFFICE GENERAL FUND SANTA CLARA PD SC CO SPEC FUND	\$39.92 \$399.20 \$958.08 \$2,205.57 \$389.22
060617286		\$2,920.33	3/19/2007	CDA DA OFFICE GENERAL FUND SAN JOSE PD SC CO SPEC FUND	\$29.20 \$292.06 \$700.88 \$1,613.46 \$284.73
060822058		\$780.74	6/19/2007	CDA DA OFFICE GENERAL FUND SAN JOSE PD SC CO SPEC FUND	\$7.81 \$78.09 \$187.38 \$431.34 \$76.12
060822075		\$678.89	3/16/2007	CDA DA OFFICE GENERAL FUND	\$6.79 \$67.90 \$162.93



State of California
ASSET FORFEITURE REPORT - 2007

Table 3

Admin Number	Docket Number	Amount Forfeited	Date Disbursed	Recipient	Amount Disbursed
				SAN JOSE PD	\$375.07
				SC CO SPEC FUND	\$66.20
060822078		\$986.75	3/16/2007		
				CDA A	\$9.87
				DA OFFICE	\$98.68
				GENERAL FUND	\$236.82
				SAN JOSE PD	\$545.17
				SC CO SPEC FUND	\$96.21
060822085		\$1,550.53	3/16/2007		
				CDA A	\$15.51
				DA OFFICE	\$155.07
				GENERAL FUND	\$372.13
				SAN JOSE PD	\$856.65
				SC CO SPEC FUND	\$151.17
060822094		\$686.85	3/16/2007		
				CDA A	\$6.87
				DA OFFICE	\$68.70
				GENERAL FUND	\$164.84
				SAN JOSE PD	\$379.47
				SC CO SPEC FUND	\$66.97
060822137		\$1,090.68	3/19/2007		
				CDA A	\$10.91
				DA OFFICE	\$109.09
				GENERAL FUND	\$261.76
				SAN JOSE PD	\$602.58
				SC CO SPEC FUND	\$106.34
060926426		\$2,163.46	3/22/2007		
				CDA A	\$21.63
				DA OFFICE	\$216.35
				GENERAL FUND	\$519.23
				SC CO SPEC FUND	\$210.94
				TF SCCSET	\$1,195.31
060926503		\$1,321.00	3/15/2007		
				CDA A	\$13.21
				DA OFFICE	\$132.09
				GENERAL FUND	\$317.04
				SC CO SPEC FUND	\$128.80
				SUNNYVALE PD	\$729.86
060926519		\$850.36	3/15/2007		
				CDA A	\$8.50
				DA OFFICE	\$85.04
				GENERAL FUND	\$204.09
				SANTA CLARA CO SO	\$469.82
				SC CO SPEC FUND	\$82.91
060926525A		\$2,065.89	3/20/2007		
				CDA A	\$20.66
				DA OFFICE	\$206.61



State of California
ASSET FORFEITURE REPORT - 2007

Table 3

Admin Number	Docket Number	Amount Forfeited	Date Disbursed	Recipient	Amount Disbursed
				GENERAL FUND	\$495.81
				SAN JOSE PD	\$1,141.38
				SC CO SPEC FUND	\$201.43
060926525B		\$6,221.89	6/7/2007		
				CDAA	\$62.22
				DA OFFICE	\$622.21
				GENERAL FUND	\$1,493.25
				SAN JOSE PD	\$3,437.57
				SC CO SPEC FUND	\$606.64
060926529		\$1,860.25	3/20/2007		
				CDAA	\$18.60
				DA OFFICE	\$186.04
				GENERAL FUND	\$446.46
				SAN JOSE PD	\$1,027.77
				SC CO SPEC FUND	\$181.38
060926801		\$1,274.64	4/3/2007		
				CDAA	\$12.75
				DA OFFICE	\$127.47
				GENERAL FUND	\$305.91
				SC CO SPEC FUND	\$124.27
				TF SCCSET	\$704.24
061027514		\$1,684.13	3/15/2007		
				CDAA	\$16.84
				DA OFFICE	\$168.42
				GENERAL FUND	\$404.19
				SC CO SPEC FUND	\$164.20
				SUNNYVALE PD	\$930.48
061027859		\$7,519.07	4/20/2007		
				CDAA	\$75.19
				DA OFFICE	\$751.94
				GENERAL FUND	\$1,804.58
				SAN JOSE PD	\$4,154.25
				SC CO SPEC FUND	\$733.11
061028414		\$1,584.69	7/3/2007		
				CDAA	\$15.85
				DA OFFICE	\$158.46
				GENERAL FUND	\$380.33
				SANTA CLARA PD	\$875.54
				SC CO SPEC FUND	\$154.51
061131205		\$1,960.63	3/15/2007		
				CDAA	\$19.61
				DA OFFICE	\$196.06
				GENERAL FUND	\$470.55
				SAN JOSE PD	\$1,083.25
				SC CO SPEC FUND	\$191.16
061131457		\$1,878.50	3/22/2007		
				CDAA	\$18.79



State of California
ASSET FORFEITURE REPORT - 2007

Table 3

Admin Number	Docket Number	Amount Forfeited	Date Disbursed	Recipient	Amount Disbursed
				DA OFFICE	\$187.84
				GENERAL FUND	\$450.84
				SC CO SPEC FUND	\$183.16
				TF SCCSET	\$1,037.87
061131604		\$1,641.91	5/2/2007		
				CDAA	\$16.42
				DA OFFICE	\$164.21
				GENERAL FUND	\$394.06
				SAN JOSE PD	\$907.13
				SC CO SPEC FUND	\$160.09
061132156-A		\$1,203.62	4/13/2007		
				CDAA	\$12.04
				DA OFFICE	\$120.38
				GENERAL FUND	\$288.87
				SAN JOSE PD	\$664.98
				SC CO SPEC FUND	\$117.35
061132156-B		\$9,914.42	6/7/2007		
				CDAA	\$99.14
				DA OFFICE	\$991.48
				GENERAL FUND	\$2,379.46
				SAN JOSE PD	\$5,477.69
				SC CO SPEC FUND	\$966.65
061132175		\$3,728.31	4/27/2007		
				CDAA	\$37.28
				DA OFFICE	\$372.86
				GENERAL FUND	\$894.79
				SAN JOSE PD	\$2,059.87
				SC CO SPEC FUND	\$363.51
061132176		\$1,260.47	4/16/2007		
				CDAA	\$12.60
				DA OFFICE	\$126.07
				GENERAL FUND	\$302.51
				SAN JOSE PD	\$696.39
				SC CO SPEC FUND	\$122.90
061132178		\$3,066.59	4/16/2007		
				CDAA	\$30.67
				DA OFFICE	\$306.68
				GENERAL FUND	\$735.98
				SAN JOSE PD	\$1,694.27
				SC CO SPEC FUND	\$298.99
061132183		\$2,188.28	4/16/2007		
				CDAA	\$21.88
				DA OFFICE	\$218.84
				GENERAL FUND	\$525.19
				SAN JOSE PD	\$1,209.01
				SC CO SPEC FUND	\$213.36



State of California
ASSET FORFEITURE REPORT - 2007

Table 3

Admin Number	Docket Number	Amount Forfeited	Date Disbursed	Recipient	Amount Disbursed
061132295		\$1,250.47	6/18/2007	CDAA	\$12.50
				DA OFFICE	\$125.06
				GENERAL FUND	\$300.11
				SC CO SPEC FUND	\$121.92
				TF SCCSET	\$690.88
061132299		\$1,216.77	4/16/2007	CDAA	\$12.17
				DA OFFICE	\$121.71
				GENERAL FUND	\$292.02
				SAN JOSE PD	\$672.24
				SC CO SPEC FUND	\$118.63
061132304		\$4,804.55	4/20/2007	CDAA	\$48.05
				DA OFFICE	\$480.48
				GENERAL FUND	\$1,153.09
				SAN JOSE PD	\$2,654.49
				SC CO SPEC FUND	\$468.44
061132309		\$5,119.65	4/20/2007	CDAA	\$51.20
				DA OFFICE	\$511.99
				GENERAL FUND	\$1,228.72
				MILPITAS PD	\$2,828.58
				SC CO SPEC FUND	\$499.16
061233358		\$2,320.63	9/5/2007	CDAA	\$23.21
				DA OFFICE	\$232.06
				GENERAL FUND	\$556.95
				SAN JOSE PD	\$1,282.15
				SC CO SPEC FUND	\$226.26
061233362		\$2,100.34	4/27/2007	CDAA	\$21.00
				DA OFFICE	\$210.05
				GENERAL FUND	\$504.08
				SAN JOSE PD	\$1,160.42
				SC CO SPEC FUND	\$204.79
070100742		\$6,137.77	9/20/2007	CDAA	\$61.38
				DA OFFICE	\$613.79
				GENERAL FUND	\$1,473.06
				SC CO SPEC FUND	\$598.43
				TF SCCSET	\$3,391.11
070100788		\$17,891.27	9/6/2007	CDAA	\$178.91
				DA OFFICE	\$1,789.14
				GENERAL FUND	\$4,293.90
				SAN JOSE PD	\$9,884.92



State of California
ASSET FORFEITURE REPORT - 2007

Table 3

Admin Number	Docket Number	Amount Forfeited	Date Disbursed	Recipient	Amount Disbursed
				SC CO SPEC FUND	\$1,744.40
070100810		\$1,031.45	10/4/2007	CDA A	\$10.31
				DA OFFICE	\$103.15
				GENERAL FUND	\$247.55
				SC CO SPEC FUND	\$100.56
				SUNNYVALE PD	\$569.88
070100814		\$8,687.45	9/6/2007	CDA A	\$86.87
				DA OFFICE	\$868.75
				GENERAL FUND	\$2,084.99
				SAN JOSE PD	\$4,799.82
				SC CO SPEC FUND	\$847.02
070102553		\$2,178.74	9/5/2007	CDA A	\$21.79
				DA OFFICE	\$217.87
				GENERAL FUND	\$522.90
				SANTA CLARA PD	\$1,203.75
				SC CO SPEC FUND	\$212.43
070306774		\$7,220.66	10/12/2007	CDA A	\$72.21
				DA OFFICE	\$722.07
				GENERAL FUND	\$1,732.96
				MOUNTAIN VIEW PD	\$3,989.41
				SC CO SPEC FUND	\$704.01
070409952A		\$1,143.25	6/7/2007	CDA A	\$11.43
				DA OFFICE	\$114.34
				GENERAL FUND	\$274.38
				SAN JOSE PD	\$631.63
				SC CO SPEC FUND	\$111.47
070409952B		\$4,837.33	8/10/2007	CDA A	\$48.37
				DA OFFICE	\$483.74
				GENERAL FUND	\$1,160.96
				SAN JOSE PD	\$2,672.62
				SC CO SPEC FUND	\$471.64
070409971		\$997.48	9/24/2007	CDA A	\$9.97
				DA OFFICE	\$99.74
				GENERAL FUND	\$239.40
				SAN JOSE PD	\$551.11
				SC CO SPEC FUND	\$97.26
070410401		\$2,992.58	9/24/2007	CDA A	\$29.93
				DA OFFICE	\$299.26
				GENERAL FUND	\$718.22



State of California
ASSET FORFEITURE REPORT - 2007

Table 3

Admin Number	Docket Number	Amount Forfeited	Date Disbursed	Recipient	Amount Disbursed
				SC CO SPEC FUND	\$291.77
				TF UNET	\$1,653.40
070410851		\$1,583.56	9/24/2007		
				CDA A	\$15.84
				DA OFFICE	\$158.35
				GENERAL FUND	\$380.05
				SAN JOSE PD	\$874.92
				SC CO SPEC FUND	\$154.40
070410858		\$861.14	9/24/2007		
				CDA A	\$8.61
				DA OFFICE	\$86.12
				GENERAL FUND	\$206.67
				SAN JOSE PD	\$475.78
				SC CO SPEC FUND	\$83.96
070410859		\$2,667.19	9/24/2007		
				CDA A	\$26.67
				DA OFFICE	\$266.72
				GENERAL FUND	\$640.13
				SAN JOSE PD	\$1,473.62
				SC CO SPEC FUND	\$260.05
070411389		\$3,848.29	10/4/2007		
				CDA A	\$38.48
				DA OFFICE	\$384.83
				GENERAL FUND	\$923.59
				SC CO SPEC FUND	\$375.21
				TF SCCSET	\$2,126.18
070411404		\$984.97	6/19/2007		
				CDA A	\$9.85
				DA OFFICE	\$98.51
				GENERAL FUND	\$236.39
				SC CO SPEC FUND	\$96.03
				TF SCCSET	\$544.19
070411666		\$22,518.43	9/24/2007		
				CDA A	\$225.18
				DA OFFICE	\$2,251.84
				GENERAL FUND	\$5,404.42
				SAN JOSE PD	\$12,441.44
				SC CO SPEC FUND	\$2,195.55
070512407		\$1,737.83	10/18/2007		
				CDA A	\$17.38
				DA OFFICE	\$173.78
				GENERAL FUND	\$417.08
				SANTA CLARA PD	\$960.15
				SC CO SPEC FUND	\$169.44
070512411		\$3,161.00	9/13/2007		
				SANTA CLARA PD	\$3,161.00



State of California
ASSET FORFEITURE REPORT - 2007

Table 3

Admin Number	Docket Number	Amount Forfeited	Date Disbursed	Recipient	Amount Disbursed
070512974		\$3,967.58	10/12/2007	CDAA	\$39.68
				DA OFFICE	\$396.75
				GENERAL FUND	\$952.22
				SC CO SPEC FUND	\$386.84
				TF UNET	\$2,192.09
070513114		\$2,545.31	11/8/2007	CDAA	\$25.45
				DA OFFICE	\$254.55
				GENERAL FUND	\$610.87
				SAN JOSE PD	\$1,406.28
				SC CO SPEC FUND	\$248.16
070513136		\$1,063.72	11/20/2007	CDAA	\$10.64
				DA OFFICE	\$106.36
				GENERAL FUND	\$255.29
				SC CO SPEC FUND	\$103.72
				TF SCCSET	\$587.71
070514520		\$4,687.49	9/20/2007	CDAA	\$46.87
				DA OFFICE	\$468.75
				GENERAL FUND	\$1,125.00
				SC CO SPEC FUND	\$457.03
				SUNNYVALE PD	\$2,589.84
070514559		\$1,071.45	9/26/2007	CDAA	\$10.71
				DA OFFICE	\$107.14
				GENERAL FUND	\$257.15
				SAN JOSE PD	\$591.98
				SC CO SPEC FUND	\$104.47
070615219		\$1,924.34	9/26/2007	CDAA	\$19.24
				DA OFFICE	\$192.44
				GENERAL FUND	\$461.84
				SAN JOSE PD	\$1,063.20
				SC CO SPEC FUND	\$187.62
070615278		\$892.62	9/27/2007	CDAA	\$8.93
				DA OFFICE	\$89.26
				GENERAL FUND	\$214.23
				MOUNTAIN VIEW PD	\$493.17
				SC CO SPEC FUND	\$87.03
070615829		\$1,394.20	11/8/2007	CDAA	\$13.94
				DA OFFICE	\$139.42
				GENERAL FUND	\$334.61
				SAN JOSE PD	\$770.30



State of California
ASSET FORFEITURE REPORT - 2007

Table 3

Admin Number	Docket Number	Amount Forfeited	Date Disbursed	Recipient	Amount Disbursed
				SC CO SPEC FUND	\$135.93
070617025		\$2,057.35	11/9/2007	CDAA	\$20.57
				DA OFFICE	\$205.75
				GENERAL FUND	\$493.76
				SAN JOSE PD	\$1,136.68
				SC CO SPEC FUND	\$200.59
070617027		\$2,952.92	11/28/2007	CDAA	\$29.53
				DA OFFICE	\$295.29
				GENERAL FUND	\$708.70
				SAN JOSE PD	\$1,631.49
				SC CO SPEC FUND	\$287.91
070617797		\$2,173.63	11/26/2007	CDAA	\$21.74
				DA OFFICE	\$217.35
				GENERAL FUND	\$521.67
				SC CO SPEC FUND	\$211.93
				TF UNET	\$1,200.94
070617830		\$2,997.58	12/6/2007	CDAA	\$29.98
				DA OFFICE	\$299.76
				GENERAL FUND	\$719.42
				SC CO SPEC FUND	\$292.26
				TF SCCSET	\$1,656.16
070719526		\$1,814.42	11/30/2007	CDAA	\$18.14
				DA OFFICE	\$181.45
				GENERAL FUND	\$435.46
				SAN JOSE PD	\$1,002.47
				SC CO SPEC FUND	\$176.90
070719541		\$1,855.55	11/30/2007	CDAA	\$18.56
				DA OFFICE	\$185.56
				GENERAL FUND	\$445.33
				SAN JOSE PD	\$1,025.19
				SC CO SPEC FUND	\$180.91
AF 00-0086		\$1,250.45	2/20/2007	CDAA	\$12.50
				DA OFFICE	\$125.05
				GENERAL FUND	\$300.11
				SC CO SPEC FUND	\$121.92
				SUNNYVALE PD	\$690.87
AF 01-0007		\$5,040.04	3/8/2007	CDAA	\$50.40
				DA OFFICE	\$504.01
				GENERAL FUND	\$1,209.61



State of California
ASSET FORFEITURE REPORT - 2007

Table 3

Admin Number	Docket Number	Amount Forfeited	Date Disbursed	Recipient	Amount Disbursed
				SC CO SPEC FUND	\$491.40
				TF SCCSET	\$2,784.62
AF 01-0008		\$11,308.91	3/15/2007		
				CDA A	\$113.09
				DA OFFICE	\$1,130.89
				GENERAL FUND	\$2,714.14
				SC CO SPEC FUND	\$1,102.62
				TF SCCSET	\$6,248.17
AF 02-0066		\$4,224.09	7/20/2007		
				CDA A	\$42.24
				DA OFFICE	\$422.41
				GENERAL FUND	\$1,013.78
				SANTA CLARA PD	\$2,333.81
				SC CO SPEC FUND	\$411.85
AF 04-0084		\$6,688.11	4/27/2007		
				CDA A	\$66.88
				DA OFFICE	\$668.84
				GENERAL FUND	\$1,605.15
				SAN JOSE PD	\$3,695.15
				SC CO SPEC FUND	\$652.09
AF 05-0043		\$14,292.89	5/10/2007		
				CDA A	\$142.93
				DA OFFICE	\$1,429.28
				GENERAL FUND	\$3,430.29
				SC CO SPEC FUND	\$1,393.56
				TF SCCSET	\$7,896.83
AF 05-0092		\$4,607.54	3/15/2007		
				CDA A	\$46.07
				DA OFFICE	\$460.77
				GENERAL FUND	\$1,105.81
				SAN JOSE PD	\$2,545.66
				SC CO SPEC FUND	\$449.23
AF 05-0102		\$7,402.25	5/8/2007		
				CDA A	\$74.02
				DA OFFICE	\$740.22
				GENERAL FUND	\$1,776.54
				SC CO SPEC FUND	\$721.72
				TF SCCSET	\$4,089.75
AF 05-0103		\$583.04	10/30/2007		
				CDA A	\$5.83
				DA OFFICE	\$58.32
				GENERAL FUND	\$139.93
				SC CO SPEC FUND	\$56.84
				TF SCCSET	\$322.12
AF 060926347		\$3,755.21	4/10/2007		
				CDA A	\$37.55
				DA OFFICE	\$375.54



State of California
ASSET FORFEITURE REPORT - 2007

Table 3

Admin Number	Docket Number	Amount Forfeited	Date Disbursed	Recipient	Amount Disbursed
				GENERAL FUND	\$901.25
				GILROY PD	\$2,074.73
				SC CO SPEC FUND	\$366.14
AF 060926391		\$1,368.38	3/22/2007		
				CDAA	\$13.68
				DA OFFICE	\$136.84
				GENERAL FUND	\$328.41
				SC CO SPEC FUND	\$133.42
				TF SCCSET	\$756.03
AF 060926393		\$2,161.14	4/13/2007		
				CDAA	\$21.61
				DA OFFICE	\$216.11
				GENERAL FUND	\$518.67
				SC CO SPEC FUND	\$210.72
				TF SCCSET	\$1,194.03
AF060926393B		\$760.36	4/13/2007		
				CDAA	\$7.60
				DA OFFICE	\$76.03
				GENERAL FUND	\$182.49
				SC CO SPEC FUND	\$74.14
				TF SCCSET	\$420.10
SANTA CLARA					\$284,190.02



State of California
ASSET FORFEITURE REPORT - 2007

Table 3

Admin Number	Docket Number	Amount Forfeited	Date Disbursed	Recipient	Amount Disbursed
SANTA CRUZ					
03-007	CV145837	\$2,041.35	11/9/2007	CDA GENERAL FUND SANTA CRUZ CO DA SC CO SPEC FUND TF SCCNET	\$20.41 \$489.92 \$204.14 \$199.03 \$1,127.85
05-044		\$7,063.44	3/5/2007	CDA GENERAL FUND SANTA CRUZ CO DA SC CO SPEC FUND WATSONVILLE PD	\$70.63 \$1,695.23 \$706.34 \$688.69 \$3,902.55
06-008		\$2,452.09	2/9/2007	CDA GENERAL FUND SANTA CRUZ CO DA SANTA CRUZ CO SO SC CO SPEC FUND	\$24.52 \$588.50 \$245.21 \$1,354.78 \$239.08
06-014	CV155278	\$42,727.83	5/11/2007	CDA GENERAL FUND SANTA CRUZ CO DA SANTA CRUZ PD SC CO SPEC FUND	\$427.28 \$10,254.68 \$4,272.78 \$23,607.13 \$4,165.96
06-015		\$11,870.18	2/21/2007	CDA GENERAL FUND SANTA CRUZ CO DA SANTA CRUZ CO SO SC CO SPEC FUND	\$118.70 \$2,848.84 \$1,187.02 \$6,558.27 \$1,157.35
06-018		\$1,309.52	1/29/2007	CDA GENERAL FUND SANTA CRUZ CO DA SANTA CRUZ PD SC CO SPEC FUND	\$13.09 \$314.29 \$130.95 \$723.51 \$127.68
06-019		\$2,716.95	2/9/2007	CDA GENERAL FUND SANTA CRUZ CO DA SANTA CRUZ CO SO SC CO SPEC FUND	\$27.17 \$652.07 \$271.70 \$1,501.11 \$264.90
06-021	CV155162	\$3,207.98	2/28/2007	CDA GENERAL FUND SANTA CRUZ CO DA	\$32.07 \$769.92 \$320.80



State of California
ASSET FORFEITURE REPORT - 2007

Table 3

Admin Number	Docket Number	Amount Forfeited	Date Disbursed	Recipient	Amount Disbursed
				SANTA CRUZ CO SO	\$1,772.41
				SC CO SPEC FUND	\$312.78
06-022		\$6,150.65	2/9/2007		
				CDAA	\$61.51
				GENERAL FUND	\$1,476.16
				SANTA CRUZ CO DA	\$615.06
				SANTA CRUZ CO SO	\$3,398.23
				SC CO SPEC FUND	\$599.69
06-023	CV155391	\$2,442.65	1/26/2007		
				CDAA	\$24.42
				GENERAL FUND	\$586.24
				SANTA CRUZ CO DA	\$244.27
				SANTA CRUZ CO SO	\$1,349.56
				SC CO SPEC FUND	\$238.16
06-025		\$3,173.40	3/5/2007		
				CDAA	\$31.73
				GENERAL FUND	\$761.62
				SANTA CRUZ CO DA	\$317.34
				SC CO SPEC FUND	\$309.41
				WATSONVILLE PD	\$1,753.30
06-026		\$636.19	2/9/2007		
				CDAA	\$6.36
				GENERAL FUND	\$152.69
				SANTA CRUZ CO DA	\$63.62
				SANTA CRUZ CO SO	\$351.49
				SC CO SPEC FUND	\$62.03
06-027		\$3,387.15	4/20/2007		
				CDAA	\$33.87
				GENERAL FUND	\$812.92
				SANTA CRUZ CO DA	\$338.71
				SANTA CRUZ CO SO	\$1,871.40
				SC CO SPEC FUND	\$330.25
06-028	CV155611	\$277.86	7/13/2007		
				CDAA	\$2.77
				GENERAL FUND	\$66.69
				SANTA CRUZ CO DA	\$27.78
				SC CO SPEC FUND	\$27.10
				WATSONVILLE PD	\$153.52
06-030		\$287.00	2/12/2007		
				CDAA	\$2.87
				GENERAL FUND	\$68.89
				SANTA CRUZ CO DA	\$28.70
				SANTA CRUZ PD	\$158.56
				SC CO SPEC FUND	\$27.98
06-031	CV155836	\$367.48	6/14/2007		
				CDAA	\$3.67
				GENERAL FUND	\$88.20



State of California
ASSET FORFEITURE REPORT - 2007

Table 3

Admin Number	Docket Number	Amount Forfeited	Date Disbursed	Recipient	Amount Disbursed
				SANTA CRUZ CO DA	\$36.75
				SANTA CRUZ CO SO	\$203.03
				SC CO SPEC FUND	\$35.83
06-033	CV155885	\$1,748.03	6/19/2007		
				CDAA	\$17.48
				GENERAL FUND	\$419.53
				SANTA CRUZ CO DA	\$174.80
				SC CO SPEC FUND	\$170.43
				TF SCCNET	\$965.79
06-034		\$3,789.32	11/9/2007		
				CDAA	\$37.89
				GENERAL FUND	\$909.44
				SANTA CRUZ CO DA	\$378.93
				SC CO SPEC FUND	\$369.46
				TF SCCNET	\$2,093.60
07-001		\$811.53	12/12/2007		
				CDAA	\$8.12
				GENERAL FUND	\$194.77
				SANTA CRUZ CO DA	\$81.15
				SANTA CRUZ CO SO	\$448.37
				SC CO SPEC FUND	\$79.12
07-002		\$602.36	4/20/2007		
				CDAA	\$6.02
				GENERAL FUND	\$144.57
				SANTA CRUZ CO DA	\$60.24
				SANTA CRUZ CO SO	\$332.80
				SC CO SPEC FUND	\$58.73
07-004		\$494.50	8/15/2007		
				CDAA	\$4.95
				GENERAL FUND	\$118.68
				SANTA CRUZ CO DA	\$49.45
				SC CO SPEC FUND	\$48.21
				WATSONVILLE PD	\$273.21
07-006		\$8,744.86	6/19/2007		
				CDAA	\$87.45
				GENERAL FUND	\$2,098.77
				SANTA CRUZ CO DA	\$874.48
				SC CO SPEC FUND	\$852.62
				TF SCCNET	\$4,831.54
07-007		\$1,414.22	6/19/2007		
				CDAA	\$14.14
				GENERAL FUND	\$339.41
				SANTA CRUZ CO DA	\$141.42
				SC CO SPEC FUND	\$137.89
				TF SCCNET	\$781.36
07-009		\$21,018.50	12/11/2007		
				CDAA	\$210.19



State of California
ASSET FORFEITURE REPORT - 2007

Table 3

Admin Number	Docket Number	Amount Forfeited	Date Disbursed	Recipient	Amount Disbursed
				GENERAL FUND	\$5,044.44
				SANTA CRUZ CO DA	\$2,101.85
				SC CO SPEC FUND	\$2,049.30
				TF SCCNET	\$11,612.72
07-011		\$1,669.36	6/21/2007		
				CDA A	\$16.69
				GENERAL FUND	\$400.65
				SANTA CRUZ CO DA	\$166.94
				SANTA CRUZ CO SO	\$922.32
				SC CO SPEC FUND	\$162.76
07-012		\$1,225.60	6/21/2007		
				CDA A	\$12.26
				GENERAL FUND	\$294.14
				SANTA CRUZ CO DA	\$122.56
				SANTA CRUZ CO SO	\$677.14
				SC CO SPEC FUND	\$119.50
07-013		\$9,853.24	11/9/2007		
				CDA A	\$98.53
				GENERAL FUND	\$2,364.78
				SANTA CRUZ CO DA	\$985.32
				SC CO SPEC FUND	\$960.69
				TF SCCNET	\$5,443.92
07-020		\$347.11	12/12/2007		
				CDA A	\$3.47
				GENERAL FUND	\$83.31
				SANTA CRUZ CO DA	\$34.71
				SANTA CRUZ CO SO	\$191.78
				SC CO SPEC FUND	\$33.84
07-023		\$525.56	12/12/2007		
				CDA A	\$5.26
				GENERAL FUND	\$126.13
				SANTA CRUZ CO DA	\$52.56
				SANTA CRUZ CO SO	\$290.37
				SC CO SPEC FUND	\$51.24
SANTA CRUZ					\$142,355.91



State of California
ASSET FORFEITURE REPORT - 2007

Table 3

Admin Number	Docket Number	Amount Forfeited	Date Disbursed	Recipient	Amount Disbursed
SHASTA					
0583278	159806	\$1,261.00	07-17-2007	CDA DA OFFICE GENERAL FUND REDDING PD	\$12.61 \$126.10 \$302.64 \$819.65
0614001	157459	\$587.00	1/29/2007	CDA DA OFFICE GENERAL FUND TF SHASTA INTERAGCY NTF	\$5.87 \$58.70 \$140.88 \$381.55
0619143		\$795.00	04-25-2007	ANDERSON PD CDA DA OFFICE GENERAL FUND	\$516.75 \$7.95 \$79.50 \$190.80
062294	156888	\$3,606.00	06-13-2007	CDA DA OFFICE GENERAL FUND SHASTA CO SO	\$36.06 \$360.60 \$865.44 \$2,343.90
063887	156544	\$585.00	10-11-2007	CDA DA OFFICE GENERAL FUND SHASTA CO SO	\$5.85 \$58.50 \$140.40 \$380.25
0663578	158837	\$16,633.94	05-03-2007	CDA DA OFFICE GENERAL FUND REDDING PD	\$166.34 \$1,663.39 \$3,992.15 \$10,812.06
0727650		\$1,800.00	08-30-2007	CDA DA OFFICE GENERAL FUND REDDING PD	\$18.00 \$180.00 \$432.00 \$1,170.00
0728102		\$550.00	12-11-2007	CDA DA OFFICE GENERAL FUND SHASTA CO SO	\$5.50 \$55.00 \$132.00 \$357.50
072957	159243	\$456.50	11-08-2007	CDA DA OFFICE GENERAL FUND REDDING PD	\$4.57 \$45.64 \$109.56 \$296.73



State of California
ASSET FORFEITURE REPORT - 2007

Table 3

Admin Number	Docket Number	Amount Forfeited	Date Disbursed	Recipient	Amount Disbursed
SH04115	152422	\$12,591.00	09-06-2007	CDA	\$125.91
				DA OFFICE	\$1,259.10
				GENERAL FUND	\$3,021.84
				TF SHASTA INTERAGCY NTF	\$8,184.15
SH06107	157991	\$460.83	1/29/2007	CDA	\$4.61
				DA OFFICE	\$46.08
				GENERAL FUND	\$110.60
				TF SHASTA INTERAGCY NTF	\$299.54
SH06118	158190	\$250.00	02-15-2007	CDA	\$2.50
				DA OFFICE	\$25.00
				GENERAL FUND	\$60.00
				TF SHASTA INTERAGCY NTF	\$162.50
SH06132		\$864.10	04-25-2007	CDA	\$8.64
				DA OFFICE	\$86.41
				GENERAL FUND	\$207.38
				TF SHASTA INTERAGCY NTF	\$561.67
SH06133	158601	\$3,667.10	05-10-2007	CDA	\$36.67
				DA OFFICE	\$366.71
				GENERAL FUND	\$880.10
				TF SHASTA INTERAGCY NTF	\$2,383.62
SH06135		\$1,237.00	04-20-2007	CDA	\$12.37
				DA OFFICE	\$123.70
				GENERAL FUND	\$296.88
				TF SHASTA INTERAGCY NTF	\$804.05
SH06138		\$500.00	04-20-2007	CDA	\$5.00
				DA OFFICE	\$50.00
				GENERAL FUND	\$120.00
				TF SHASTA INTERAGCY NTF	\$325.00
SH06139	158804	\$526.00	04-13-2007	CDA	\$5.26
				DA OFFICE	\$52.60
				GENERAL FUND	\$126.24
				TF SHASTA INTERAGCY NTF	\$341.90
SH06151	158834	\$3,826.00	04-13-2007	CDA	\$38.26
				DA OFFICE	\$382.60
				GENERAL FUND	\$918.24
				TF SHASTA INTERAGCY NTF	\$2,486.90
SH06152		\$640.00	04-20-2007	CDA	\$6.40



State of California
ASSET FORFEITURE REPORT - 2007

Table 3

Admin Number	Docket Number	Amount Forfeited	Date Disbursed	Recipient	Amount Disbursed
				DA OFFICE	\$64.00
				GENERAL FUND	\$153.60
				TF SHASTA INTERAGCY NTF	\$416.00
SH06153	158842	\$660.00	05-10-2007		
				CDAA	\$6.60
				DA OFFICE	\$66.00
				GENERAL FUND	\$158.40
				TF SHASTA INTERAGCY NTF	\$429.00
SH06155		\$6,786.00	07-17-2007		
				CDAA	\$67.86
				DA OFFICE	\$678.60
				GENERAL FUND	\$1,628.64
				TF SHASTA INTERAGCY NTF	\$4,410.90
SH06155A	158868	\$3,075.00	07-17-2007		
				CDAA	\$30.75
				DA OFFICE	\$307.50
				GENERAL FUND	\$738.00
				TF SHASTA INTERAGCY NTF	\$1,998.75
SH06167		\$775.05	04-13-2007		
				CDAA	\$7.75
				DA OFFICE	\$77.51
				GENERAL FUND	\$186.01
				TF SHASTA INTERAGCY NTF	\$503.78
SH0624	156893	\$1,262.00	1/19/2007		
				CDAA	\$12.62
				DA OFFICE	\$126.20
				GENERAL FUND	\$302.88
				TF SHASTA INTERAGCY NTF	\$820.30
SH0634	157122	\$275.33	1/19/2007		
				CDAA	\$2.75
				DA OFFICE	\$27.54
				GENERAL FUND	\$66.08
				TF SHASTA INTERAGCY NTF	\$178.96
SH0649	156934	\$1,913.00	04-13-2007		
				CDAA	\$19.13
				DA OFFICE	\$191.30
				GENERAL FUND	\$459.12
				TF SHASTA INTERAGCY NTF	\$1,243.45
SH0680	157656	\$528.00	10-11-2007		
				CDAA	\$5.28
				DA OFFICE	\$52.80
				GENERAL FUND	\$126.72
				TF SHASTA INTERAGCY NTF	\$343.20
SH0687	157327	\$5,625.00	11-30-2007		
				CDAA	\$56.25
				DA OFFICE	\$562.50
				GENERAL FUND	\$1,350.00



State of California
ASSET FORFEITURE REPORT - 2007

Table 3

Admin Number	Docket Number	Amount Forfeited	Date Disbursed	Recipient	Amount Disbursed
				TF SHASTA INTERAGCY NTF	\$3,656.25
SH0687A	157498	\$5,190.24	11-30-2007		
				CDAA	\$51.90
				DA OFFICE	\$519.02
				GENERAL FUND	\$1,245.66
				TF SHASTA INTERAGCY NTF	\$3,373.66
SH071		\$1,460.00	06-08-2007		
				CDAA	\$14.60
				DA OFFICE	\$146.00
				GENERAL FUND	\$350.40
				TF SHASTA INTERAGCY NTF	\$949.00
SH07109		\$525.69	12-11-2007		
				CDAA	\$5.26
				DA OFFICE	\$52.56
				GENERAL FUND	\$126.17
				TF SHASTA INTERAGCY NTF	\$341.70
SH0719	159630	\$800.00	07-17-2007		
				CDAA	\$8.00
				DA OFFICE	\$80.00
				GENERAL FUND	\$192.00
				TF SHASTA INTERAGCY NTF	\$520.00
SH0725	159699	\$207.00	09-06-2007		
				CDAA	\$2.07
				DA OFFICE	\$20.70
				GENERAL FUND	\$49.68
				TF SHASTA INTERAGCY NTF	\$134.55
SH0735		\$661.56	07-17-2007		
				CDAA	\$6.62
				DA OFFICE	\$66.16
				GENERAL FUND	\$158.77
				TF SHASTA INTERAGCY NTF	\$430.01
SH0735A	159235	\$545.00	07-24-2007		
				CDAA	\$5.45
				DA OFFICE	\$54.50
				GENERAL FUND	\$130.80
				TF SHASTA INTERAGCY NTF	\$354.25
SH0750	159865	\$874.63	07-24-2007		
				CDAA	\$8.75
				DA OFFICE	\$87.46
				GENERAL FUND	\$209.91
				TF SHASTA INTERAGCY NTF	\$568.51
SH0767		\$6,556.00	11-07-2007		
				CDAA	\$65.56
				DA OFFICE	\$655.60
				GENERAL FUND	\$1,573.44
				TF SHASTA INTERAGCY NTF	\$4,261.40



State of California
ASSET FORFEITURE REPORT - 2007

Table 3

Admin Number	Docket Number	Amount Forfeited	Date Disbursed	Recipient	Amount Disbursed
SH0797		\$3,088.48	11-05-2007	CDA DA OFFICE GENERAL FUND TF SHASTA INTERAGCY NTF	\$30.88 \$308.85 \$741.24 \$2,007.51
SH0798		\$3,105.00	11-08-2007	CDA DA OFFICE GENERAL FUND TF SHASTA INTERAGCY NTF	\$31.05 \$310.50 \$745.20 \$2,018.25
SHASTA					\$94,749.45



State of California
ASSET FORFEITURE REPORT - 2007

Table 3

Admin Number	Docket Number	Amount Forfeited	Date Disbursed	Recipient	Amount Disbursed
SISKIYOU					
SQ2005-00028		\$894.32	3/22/2007	15% - 11489	\$87.20
				CDA A	\$8.94
				DA OFFICE	\$89.43
				GENERAL FUND	\$214.64
				TF SCINTF	\$494.11
SQ2005-00054		\$58,193.75	3/22/2007	15% - 11489	\$5,673.89
				CDA A	\$581.94
				CHP-ALTURAS	\$1,891.30
				DA OFFICE	\$5,819.38
				GENERAL FUND	\$13,966.50
				TF MODOC CO DTF	\$18,912.97
				TF SCINTF	\$11,347.77
SQ2005-00193		\$635.13	10/1/2007	15% - 11489	\$61.93
				CDA A	\$6.36
				DA OFFICE	\$63.51
				GENERAL FUND	\$152.43
				TF SCINTF	\$350.90
SQ2006-00015		\$4,828.77	10/1/2007	15% - 11489	\$470.81
				CDA A	\$48.29
				DA OFFICE	\$482.87
				GENERAL FUND	\$1,158.90
				TF SCINTF	\$2,667.90
SQ2006-00140		\$1,747.70	3/22/2007	15% - 11489	\$170.04
				CDA A	\$17.44
				CHP	\$485.46
				DA OFFICE	\$174.40
				GENERAL FUND	\$418.57
				TF SCINTF	\$481.79
SQ2007-00013		\$3,999.76	10/1/2007	15% - 11489	\$389.98
				CDA A	\$39.99
				CHP	\$649.96
				DA OFFICE	\$399.98
				GENERAL FUND	\$959.94
				TF SCINTF	\$1,559.91
SQ2007-00068		\$1,697.35	10/1/2007	15% - 11489	\$165.50
				CDA A	\$16.98
				DA OFFICE	\$169.73
				GENERAL FUND	\$407.37
				TF SCINTF	\$937.77



State of California
ASSET FORFEITURE REPORT - 2007

Table 3

	Recipient
SISKIYOU	\$71,996.78



State of California
ASSET FORFEITURE REPORT - 2007

Table 3

Admin Number	Docket Number	Amount Forfeited	Date Disbursed	Recipient	Amount Disbursed
SOLANO					
02-1957	NET	\$9,522.50	6/13/2007	15% - 11489	\$928.44
				CDAА	\$95.23
				CHP-SOLANO	\$263.05
				DA OFFICE	\$952.25
				GENERAL FUND	\$2,285.40
				TF SOLANO CO NET-SOLNET	\$4,998.13
04-2310	VVPD	\$605.88	2/19/2007	15% - 11489	\$59.07
				CDAА	\$6.06
				DA OFFICE	\$60.59
				GENERAL FUND	\$145.41
				VACAVILLE PD	\$334.75
05-2365	FFPD	\$125,687.54	5/31/2007	15% - 11489	\$12,245.53
				CDAА	\$1,256.88
				DA OFFICE	\$12,568.75
				FAIRFIELD PD	\$69,451.37
				GENERAL FUND	\$30,165.01
05-2453	FFPD	\$20,579.30	7/17/2007	15% - 11489	\$2,006.47
				CDAА	\$205.79
				DA OFFICE	\$2,057.93
				FAIRFIELD PD	\$11,370.08
				GENERAL FUND	\$4,939.03
06-2469	FFPD	\$1,133.80	2/19/2007	15% - 11489	\$110.54
				CDAА	\$11.34
				DA OFFICE	\$113.38
				FAIRFIELD PD	\$626.43
				GENERAL FUND	\$272.11
06-2499	NAPA SIB	\$1,351.00	9/13/2007	15% - 11489	\$131.72
				CDAА	\$13.51
				DA OFFICE	\$135.10
				GENERAL FUND	\$324.24
				TF NAPA SPECIAL IB-NSIB	\$746.43
06-2501	SO	\$653.00	2/19/2007	15% - 11489	\$63.66
				CDAА	\$6.53
				DA OFFICE	\$65.30
				GENERAL FUND	\$156.72
				SOLANO CO SO	\$360.79
06-2509	SO	\$10,167.37	4/27/2007	15% - 11489	\$980.59
				CDAА	\$101.67



State of California
ASSET FORFEITURE REPORT - 2007

Table 3

Admin Number	Docket Number	Amount Forfeited	Date Disbursed	Recipient	Amount Disbursed
				DA OFFICE	\$1,016.74
				GENERAL FUND	\$2,440.17
				SOLANO CO SO	\$5,628.20
06-2528	SO	\$47,551.90	4/23/2007		
				15% - 11489	\$1,592.90
				CDAA	\$475.52
				DA OFFICE	\$4,755.19
				GENERAL FUND	\$11,412.46
				SOLANO CO SO	\$29,315.83
06-2530	VPD	\$4,481.48	9/13/2007		
				15% - 11489	\$436.94
				CDAA	\$44.81
				DA OFFICE	\$448.15
				GENERAL FUND	\$1,075.56
				VALLEJO PD	\$2,476.02
06-2545	FFPD	\$1,836.01	12/31/2007		
				15% - 11489	\$179.01
				CDAA	\$18.36
				DA OFFICE	\$183.60
				FAIRFIELD PD	\$1,014.40
				GENERAL FUND	\$440.64
06-2548	FFPD	\$4,311.16	3/28/2007		
				15% - 11489	\$420.33
				CDAA	\$43.11
				DA OFFICE	\$431.12
				FAIRFIELD PD	\$2,381.92
				GENERAL FUND	\$1,034.68
06-2553	VVPD	\$7,210.71	3/23/2007		
				15% - 11489	\$703.04
				CDAA	\$72.11
				DA OFFICE	\$721.07
				GENERAL FUND	\$1,730.57
				VACAVILLE PD	\$3,983.92
06-2580	VVPD	\$3,296.65	10/24/2007		
				15% - 11489	\$321.42
				CDAA	\$32.97
				DA OFFICE	\$329.67
				GENERAL FUND	\$791.20
				VACAVILLE PD	\$1,821.39
06-2588	FFPD	\$1,729.72	2/19/2007		
				15% - 11489	\$168.64
				CDAA	\$17.30
				DA OFFICE	\$172.97
				FAIRFIELD PD	\$955.68
				GENERAL FUND	\$415.13
06-2603	VPD	\$929.68	2/19/2007		
				15% - 11489	\$90.64



State of California
ASSET FORFEITURE REPORT - 2007

Table 3

Admin Number	Docket Number	Amount Forfeited	Date Disbursed	Recipient	Amount Disbursed
				CDA	\$9.30
				DA OFFICE	\$92.97
				GENERAL FUND	\$223.12
				VALLEJO PD	\$513.65
06-2604	VPD	\$798.30	12/8/2007		
				15% - 11489	\$77.83
				CDA	\$7.98
				DA OFFICE	\$79.83
				GENERAL FUND	\$191.59
				VALLEJO PD	\$441.07
06-2605	VPD	\$2,264.16	2/19/2007		
				15% - 11489	\$220.75
				CDA	\$22.64
				DA OFFICE	\$226.42
				GENERAL FUND	\$543.40
				VALLEJO PD	\$1,250.95
06-2606	VPD	\$2,592.88	2/19/2007		
				15% - 11489	\$252.80
				CDA	\$25.93
				DA OFFICE	\$259.29
				GENERAL FUND	\$622.29
				VALLEJO PD	\$1,432.57
06-2607	VPD	\$911.52	2/19/2007		
				15% - 11489	\$88.87
				CDA	\$9.12
				DA OFFICE	\$91.15
				GENERAL FUND	\$218.76
				VALLEJO PD	\$503.62
06-2609	VPD	\$412.38	2/19/2007		
				15% - 11489	\$40.20
				CDA	\$4.12
				DA OFFICE	\$41.24
				GENERAL FUND	\$98.97
				VALLEJO PD	\$227.85
06-2610	NAPASIB	\$1,446.00	3/30/2007		
				15% - 11489	\$140.98
				CDA	\$14.46
				DA OFFICE	\$144.60
				GENERAL FUND	\$347.04
				TF NAPA SPECIAL IB-NSIB	\$798.92
06-2612	SO	\$800.18	3/28/2007		
				15% - 11489	\$78.01
				CDA	\$8.00
				DA OFFICE	\$80.02
				GENERAL FUND	\$192.04
				SOLANO CO SO	\$442.11



State of California
ASSET FORFEITURE REPORT - 2007

Table 3

Admin Number	Docket Number	Amount Forfeited	Date Disbursed	Recipient	Amount Disbursed
06-2613	CHP	\$2,615.91	9/4/2007	15% - 11489	\$255.05
				CDA	\$26.16
				CHP-SOLANO	\$1,445.29
				DA OFFICE	\$261.59
				GENERAL FUND	\$627.82
06-2615	SO	\$349.61	3/28/2007	15% - 11489	\$34.08
				CDA	\$3.50
				DA OFFICE	\$34.96
				GENERAL FUND	\$83.91
				SOLANO CO SO	\$193.16
06-2616	VPD	\$491.08	3/28/2007	15% - 11489	\$47.88
				CDA	\$4.91
				DA OFFICE	\$49.11
				GENERAL FUND	\$117.86
				VALLEJO PD	\$271.32
06-2618	VPD	\$740.08	3/28/2007	15% - 11489	\$72.15
				CDA	\$7.40
				DA OFFICE	\$74.01
				GENERAL FUND	\$177.62
				VALLEJO PD	\$408.90
06-2620	VPD	\$1,368.76	3/28/2007	15% - 11489	\$133.45
				CDA	\$13.69
				DA OFFICE	\$136.88
				GENERAL FUND	\$328.50
				VALLEJO PD	\$756.24
06-2622	VPD	\$643.99	3/28/2007	15% - 11489	\$62.79
				CDA	\$6.44
				DA OFFICE	\$64.40
				GENERAL FUND	\$154.56
				VALLEJO PD	\$355.80
06-2623	SO	\$1,860.91	7/31/2007	15% - 11489	\$181.43
				CDA	\$18.61
				DA OFFICE	\$186.09
				GENERAL FUND	\$446.62
				SOLANO CO SO	\$587.52
06-2624	FFPD	\$106.96	3/28/2007	TF SOLANO CO NET-SOLNET	\$440.64
				15% - 11489	\$10.42
				CDA	\$1.07
				DA OFFICE	\$10.70



State of California
ASSET FORFEITURE REPORT - 2007

Table 3

Admin Number	Docket Number	Amount Forfeited	Date Disbursed	Recipient	Amount Disbursed
				FAIRFIELD PD	\$59.10
				GENERAL FUND	\$25.67
06-2625	FFPD	\$398.81	3/28/2007		
				15% - 11489	\$38.88
				CDAA	\$3.99
				DA OFFICE	\$39.88
				FAIRFIELD PD	\$220.35
				GENERAL FUND	\$95.71
06-2626	VPD	\$473.82	8/8/2007		
				15% - 11489	\$46.19
				CDAA	\$4.74
				DA OFFICE	\$47.38
				GENERAL FUND	\$113.72
				VALLEJO PD	\$261.79
06-2628	FFPD	\$136.45	3/28/2007		
				15% - 11489	\$13.30
				CDAA	\$1.36
				DA OFFICE	\$13.65
				FAIRFIELD PD	\$75.39
				GENERAL FUND	\$32.75
06-2629	FFPD	\$216.03	3/28/2007		
				15% - 11489	\$21.06
				CDAA	\$2.16
				DA OFFICE	\$21.60
				FAIRFIELD PD	\$119.36
				GENERAL FUND	\$51.85
06-2632	VPD	\$459.24	3/28/2007		
				15% - 11489	\$44.77
				CDAA	\$4.59
				DA OFFICE	\$45.92
				GENERAL FUND	\$110.22
				VALLEJO PD	\$253.74
07-2633	VPD	\$795.28	3/28/2007		
				15% - 11489	\$77.54
				CDAA	\$7.95
				DA OFFICE	\$79.53
				GENERAL FUND	\$190.87
				VALLEJO PD	\$439.39
07-2636	VPD	\$1,007.24	3/28/2007		
				15% - 11489	\$98.20
				CDAA	\$10.07
				DA OFFICE	\$100.72
				GENERAL FUND	\$241.74
				VALLEJO PD	\$556.51
07-2637	FFPD	\$145.31	2/19/2007		
				15% - 11489	\$14.16
				CDAA	\$1.45



State of California
ASSET FORFEITURE REPORT - 2007

Table 3

Admin Number	Docket Number	Amount Forfeited	Date Disbursed	Recipient	Amount Disbursed
				DA OFFICE	\$14.53
				FAIRFIELD PD	\$80.30
				GENERAL FUND	\$34.87
07-2639	FFPD	\$154.05	3/28/2007		
				15% - 11489	\$15.02
				CDAA	\$1.54
				DA OFFICE	\$15.41
				FAIRFIELD PD	\$85.11
				GENERAL FUND	\$36.97
07-2640	FFPD	\$18.21	3/28/2007		
				15% - 11489	\$1.77
				CDAA	\$0.18
				DA OFFICE	\$1.82
				FAIRFIELD PD	\$10.07
				GENERAL FUND	\$4.37
07-2641	FFPD	\$23,783.31	10/5/2007		
				15% - 11489	\$2,318.86
				CDAA	\$237.83
				DA OFFICE	\$2,378.33
				FAIRFIELD PD	\$13,140.30
				GENERAL FUND	\$5,707.99
07-2642	SAC HIDTA	\$98,582.32	7/17/2007		
				15% - 11489	\$9,130.92
				CDAA	\$985.82
				DA OFFICE	\$9,858.23
				GENERAL FUND	\$23,659.76
				SACRAMENTO CO DA	\$4,931.86
				SACRAMENTO CO SO	\$50,015.73
07-2644	SO	\$43.00	6/30/2007		
				15% - 11489	\$4.19
				CDAA	\$0.43
				DA OFFICE	\$4.30
				GENERAL FUND	\$10.32
				SOLANO CO SO	\$23.76
07-2646	VPD	\$843.38	6/30/2007		
				15% - 11489	\$82.22
				CDAA	\$8.43
				DA OFFICE	\$84.34
				GENERAL FUND	\$202.41
				VALLEJO PD	\$465.98
07-2647	FFPD	\$253.20	6/30/2007		
				15% - 11489	\$24.68
				CDAA	\$2.53
				DA OFFICE	\$25.32
				FAIRFIELD PD	\$139.90
				GENERAL FUND	\$60.77



State of California
ASSET FORFEITURE REPORT - 2007

Table 3

Admin Number	Docket Number	Amount Forfeited	Date Disbursed	Recipient	Amount Disbursed
07-2648	VPD	\$1,133.98	6/30/2007	15% - 11489	\$110.56
				CDA	\$11.34
				DA OFFICE	\$113.40
				GENERAL FUND	\$272.16
				VALLEJO PD	\$626.52
07-2649	FFPD	\$1,262.51	6/30/2007	15% - 11489	\$29.51
				CDA	\$12.63
				DA OFFICE	\$126.25
				FAIRFIELD PD	\$791.12
				GENERAL FUND	\$303.00
07-2650	VPD	\$1,496.42	6/30/2007	15% - 11489	\$145.90
				CDA	\$14.96
				DA OFFICE	\$149.64
				GENERAL FUND	\$359.14
				VALLEJO PD	\$826.78
07-2651	FFPD	\$215.03	6/30/2007	15% - 11489	\$20.96
				CDA	\$2.15
				DA OFFICE	\$21.50
				FAIRFIELD PD	\$118.81
				GENERAL FUND	\$51.61
07-2654	VVPD	\$353.98	6/30/2007	15% - 11489	\$34.51
				CDA	\$3.54
				DA OFFICE	\$35.40
				GENERAL FUND	\$84.96
				VACAVILLE PD	\$195.57
07-2655	VVPD	\$992.24	6/30/2007	15% - 11489	\$96.74
				CDA	\$9.92
				DA OFFICE	\$99.22
				GENERAL FUND	\$238.14
				VACAVILLE PD	\$548.22
07-2656	VPD	\$1,602.46	6/30/2007	15% - 11489	\$156.23
				CDA	\$16.02
				DA OFFICE	\$160.25
				GENERAL FUND	\$384.59
				VALLEJO PD	\$885.37
07-2658	VVPD	\$874.60	6/30/2007	15% - 11489	\$85.27
				CDA	\$8.75
				DA OFFICE	\$87.46
				GENERAL FUND	\$209.90



State of California
ASSET FORFEITURE REPORT - 2007

Table 3

Admin Number	Docket Number	Amount Forfeited	Date Disbursed	Recipient	Amount Disbursed
				VACAVILLE PD	\$483.22
07-2659	FFPD	\$2,084.90	6/30/2007	15% - 11489	\$203.27
				CDA A	\$20.85
				DA OFFICE	\$208.49
				FAIRFIELD PD	\$1,151.91
				GENERAL FUND	\$500.38
07-2660	BPD	\$161.54	6/30/2007	15% - 11489	\$15.75
				BENICIA PD	\$89.25
				CDA A	\$1.62
				DA OFFICE	\$16.15
				GENERAL FUND	\$38.77
07-2662	SO	\$886.22	6/30/2007	15% - 11489	\$86.40
				CDA A	\$8.86
				DA OFFICE	\$88.62
				GENERAL FUND	\$212.69
				SOLANO CO SO	\$489.65
07-2663	VPD	\$403.15	6/30/2007	15% - 11489	\$39.30
				CDA A	\$4.03
				DA OFFICE	\$40.32
				GENERAL FUND	\$96.76
				VALLEJO PD	\$222.74
07-2664	NAPA SIB	\$1,994.16	6/30/2007	15% - 11489	\$188.85
				CDA A	\$19.94
				DA OFFICE	\$199.42
				GENERAL FUND	\$478.60
				TF NAPA SPECIAL IB-NSIB	\$1,107.35
07-2665	SPD	\$778.66	6/30/2007	15% - 11489	\$75.91
				CDA A	\$7.79
				DA OFFICE	\$77.87
				GENERAL FUND	\$186.88
				SUISUN CITY PD	\$430.21
07-2666	VVPD	\$2,177.35	10/24/2007	15% - 11489	\$212.29
				CDA A	\$21.77
				DA OFFICE	\$217.74
				GENERAL FUND	\$522.56
				VACAVILLE PD	\$1,202.99
07-2667	VVPD	\$1,638.57	6/30/2007	15% - 11489	\$159.76
				CDA A	\$16.39
				DA OFFICE	\$163.86



State of California
ASSET FORFEITURE REPORT - 2007

Table 3

Admin Number	Docket Number	Amount Forfeited	Date Disbursed	Recipient	Amount Disbursed
				GENERAL FUND	\$393.26
				VACAVILLE PD	\$905.30
07-2668	VPD	\$522.35	6/30/2007		
				15% - 11489	\$50.92
				CDAA	\$5.22
				DA OFFICE	\$52.24
				GENERAL FUND	\$125.36
				VALLEJO PD	\$288.61
07-2669	FFPD	\$658.56	6/30/2007		
				15% - 11489	\$64.20
				CDAA	\$6.59
				DA OFFICE	\$65.86
				FAIRFIELD PD	\$363.86
				GENERAL FUND	\$158.05
07-2670	FFPD	\$92.58	6/30/2007		
				15% - 11489	\$9.02
				CDAA	\$0.93
				DA OFFICE	\$9.26
				FAIRFIELD PD	\$51.15
				GENERAL FUND	\$22.22
07-2671	FFPD	\$480.50	6/30/2007		
				15% - 11489	\$46.84
				CDAA	\$4.81
				DA OFFICE	\$48.05
				FAIRFIELD PD	\$265.48
				GENERAL FUND	\$115.32
07-2672	VVPD	\$852.29	6/30/2007		
				15% - 11489	\$83.09
				CDAA	\$8.52
				DA OFFICE	\$85.23
				GENERAL FUND	\$204.55
				VACAVILLE PD	\$470.90
07-2673	BPD	\$185.61	6/30/2007		
				15% - 11489	\$18.09
				BENICIA PD	\$102.55
				CDAA	\$1.86
				DA OFFICE	\$18.56
				GENERAL FUND	\$44.55
07-2675	VPD	\$11,777.95	6/30/2007		
				15% - 11489	\$1,148.35
				CDAA	\$117.78
				DA OFFICE	\$1,177.80
				GENERAL FUND	\$2,826.71
				VALLEJO PD	\$6,507.31
07-2676	FFPD	\$491.62	6/30/2007		
				15% - 11489	\$47.93
				CDAA	\$4.92



State of California
ASSET FORFEITURE REPORT - 2007

Table 3

Admin Number	Docket Number	Amount Forfeited	Date Disbursed	Recipient	Amount Disbursed
				DA OFFICE	\$49.16
				FAIRFIELD PD	\$271.62
				GENERAL FUND	\$117.99
07-2677	VPD	\$1,042.60	6/30/2007		
				15% - 11489	\$101.65
				CDA A	\$10.43
				DA OFFICE	\$104.26
				GENERAL FUND	\$250.22
				VALLEJO PD	\$576.04
07-2678	VPD	\$2,106.40	6/30/2007		
				15% - 11489	\$205.37
				CDA A	\$21.06
				DA OFFICE	\$210.64
				GENERAL FUND	\$505.54
				VALLEJO PD	\$1,163.79
07-2679	VPD	\$765.76	6/30/2007		
				15% - 11489	\$74.66
				CDA A	\$7.66
				DA OFFICE	\$76.58
				GENERAL FUND	\$183.78
				VALLEJO PD	\$423.08
07-2680	VPD	\$683.83	6/30/2007		
				15% - 11489	\$66.67
				CDA A	\$6.84
				DA OFFICE	\$68.38
				GENERAL FUND	\$164.12
				VALLEJO PD	\$377.82
07-2681	SO	\$168.62	6/30/2007		
				15% - 11489	\$16.44
				CDA A	\$1.69
				DA OFFICE	\$16.86
				GENERAL FUND	\$40.47
				SOLANO CO SO	\$93.16
07-2683	SO	\$846.34	7/31/2007		
				15% - 11489	\$82.51
				CDA A	\$8.46
				DA OFFICE	\$84.63
				GENERAL FUND	\$203.12
				SOLANO CO SO	\$467.62
07-2684	FFPD	\$627.91	6/30/2007		
				15% - 11489	\$61.22
				CDA A	\$6.28
				DA OFFICE	\$62.79
				FAIRFIELD PD	\$346.92
				GENERAL FUND	\$150.70
07-2685	FFPD	\$469.91	6/30/2007		
				15% - 11489	\$45.81



State of California
ASSET FORFEITURE REPORT - 2007

Table 3

Admin Number	Docket Number	Amount Forfeited	Date Disbursed	Recipient	Amount Disbursed
				CDA	\$4.70
				DA OFFICE	\$46.99
				FAIRFIELD PD	\$259.63
				GENERAL FUND	\$112.78
07-2686	FFPD	\$841.14	6/30/2007		
				15% - 11489	\$14.14
				CDA	\$8.41
				DA OFFICE	\$84.11
				FAIRFIELD PD	\$532.61
				GENERAL FUND	\$201.87
07-2687	FFPD	\$69.09	6/30/2007		
				15% - 11489	\$6.80
				CDA	\$0.69
				DA OFFICE	\$6.91
				FAIRFIELD PD	\$38.11
				GENERAL FUND	\$16.58
07-2688	FFPD	\$111.76	6/30/2007		
				15% - 11489	\$10.89
				CDA	\$1.12
				DA OFFICE	\$11.18
				FAIRFIELD PD	\$61.75
				GENERAL FUND	\$26.82
07-2690	VVPD	\$12,782.94	6/30/2007		
				15% - 11489	\$1,246.33
				CDA	\$127.83
				DA OFFICE	\$1,278.29
				GENERAL FUND	\$3,067.91
				VACAVILLE PD	\$7,062.58
07-2691	VVPD	\$262.80	6/30/2007		
				15% - 11489	\$25.62
				CDA	\$2.63
				DA OFFICE	\$26.28
				GENERAL FUND	\$63.07
				VACAVILLE PD	\$145.20
07-2692	VPD	\$513.24	6/30/2007		
				15% - 11489	\$50.10
				CDA	\$5.13
				DA OFFICE	\$51.32
				GENERAL FUND	\$123.18
				VALLEJO PD	\$283.51
07-2693	VPD	\$32,452.90	6/30/2007		
				15% - 11489	\$3,164.15
				CDA	\$324.53
				DA OFFICE	\$3,245.29
				GENERAL FUND	\$7,788.70
				VALLEJO PD	\$17,930.23



State of California
ASSET FORFEITURE REPORT - 2007

Table 3

Admin Number	Docket Number	Amount Forfeited	Date Disbursed	Recipient	Amount Disbursed
07-2694	SO/NET	\$1,177.28	7/23/2007	15% - 11489	\$114.78
				CDAA	\$11.77
				DA OFFICE	\$117.73
				GENERAL FUND	\$282.55
				SOLANO CO SO	\$393.54
				TF SOLANO CO NET-SOLNET	\$256.91
07-2695	VVPD	\$920.72	9/13/2007	15% - 11489	\$89.77
				CDAA	\$9.21
				DA OFFICE	\$92.07
				GENERAL FUND	\$220.97
				VACAVILLE PD	\$508.70
07-2696	VVPD	\$381.71	9/13/2007	15% - 11489	\$37.21
				CDAA	\$3.82
				DA OFFICE	\$38.17
				GENERAL FUND	\$91.61
				VACAVILLE PD	\$210.90
07-2697	FFPD	\$2,197.03	9/13/2007	15% - 11489	\$214.21
				CDAA	\$21.97
				DA OFFICE	\$219.70
				FAIRFIELD PD	\$1,213.86
				GENERAL FUND	\$527.29
07-2698	CHP	\$732.00	9/13/2007	15% - 11489	\$71.37
				CDAA	\$7.32
				CHP-SOLANO	\$404.43
				DA OFFICE	\$73.20
				GENERAL FUND	\$175.68
07-2699	VPD	\$11,246.84	8/8/2007	15% - 11489	\$1,096.56
				CDAA	\$112.47
				DA OFFICE	\$1,124.68
				GENERAL FUND	\$2,699.24
				VALLEJO PD	\$6,213.89
07-2700	VVPD	\$3,356.19	9/14/2007	15% - 11489	\$327.22
				CDAA	\$33.56
				DA OFFICE	\$335.62
				GENERAL FUND	\$805.49
				VACAVILLE PD	\$1,854.30
07-2702	VPD	\$443.73	8/8/2007	15% - 11489	\$43.26
				CDAA	\$4.44
				DA OFFICE	\$44.37



State of California
ASSET FORFEITURE REPORT - 2007

Table 3

Admin Number	Docket Number	Amount Forfeited	Date Disbursed	Recipient	Amount Disbursed
				GENERAL FUND	\$106.50
				VALLEJO PD	\$245.16
07-2703	VVPD	\$539.32	9/13/2007		
				15% - 11489	\$52.58
				CDAA	\$5.39
				DA OFFICE	\$53.93
				GENERAL FUND	\$129.44
				VACAVILLE PD	\$297.98
07-2706	VPD	\$825.46	8/8/2007		
				15% - 11489	\$80.48
				CDAA	\$8.25
				DA OFFICE	\$82.55
				GENERAL FUND	\$198.11
				VALLEJO PD	\$456.07
07-2708	BERKELEY	\$911.00	10/26/2007		
				15% - 11489	\$88.82
				BERKELEY PD	\$503.33
				CDAA	\$9.11
				DA OFFICE	\$91.10
				GENERAL FUND	\$218.64
07-2709	BPD	\$406.36	9/18/2007		
				15% - 11489	\$39.61
				BENICIA PD	\$224.52
				CDAA	\$4.06
				DA OFFICE	\$40.64
				GENERAL FUND	\$97.53
07-2711	VPD	\$346.84	9/13/2007		
				15% - 11489	\$33.81
				CDAA	\$3.47
				DA OFFICE	\$34.68
				GENERAL FUND	\$83.24
				VALLEJO PD	\$191.64
07-2712	FFPD	\$8,965.50	9/13/2007		
				15% - 11489	\$874.13
				CDAA	\$89.66
				DA OFFICE	\$896.55
				FAIRFIELD PD	\$4,953.44
				GENERAL FUND	\$2,151.72
07-2713	VPD	\$1,437.32	9/13/2007		
				15% - 11489	\$92.45
				CDAA	\$14.37
				DA OFFICE	\$143.73
				GENERAL FUND	\$344.96
				VALLEJO PD	\$841.81
07-2716	VVPD	\$1,768.14	9/13/2007		
				15% - 11489	\$172.39
				CDAA	\$17.68



State of California
ASSET FORFEITURE REPORT - 2007

Table 3

Admin Number	Docket Number	Amount Forfeited	Date Disbursed	Recipient	Amount Disbursed
				DA OFFICE	\$176.81
				GENERAL FUND	\$424.35
				VACAVILLE PD	\$976.91
07-2717	VVPD	\$5,689.90	9/13/2007		
				15% - 11489	\$554.77
				CDAA	\$56.90
				DA OFFICE	\$568.99
				GENERAL FUND	\$1,365.58
				VACAVILLE PD	\$3,143.66
07-2719	VVPD	\$650.57	9/13/2007		
				15% - 11489	\$63.43
				CDAA	\$6.51
				DA OFFICE	\$65.06
				GENERAL FUND	\$156.14
				VACAVILLE PD	\$359.43
07-2720	NAPA SIB	\$2,662.50	11/27/2007		
				15% - 11489	\$259.59
				CDAA	\$26.63
				DA OFFICE	\$266.25
				GENERAL FUND	\$639.00
				TF NAPA SPECIAL IB-NSIB	\$1,471.03
07-2721	VPD	\$948.21	9/13/2007		
				15% - 11489	\$92.45
				CDAA	\$9.48
				DA OFFICE	\$94.82
				GENERAL FUND	\$227.57
				VALLEJO PD	\$523.89
07-2722	VVPD	\$377.68	9/13/2007		
				15% - 11489	\$36.82
				CDAA	\$3.78
				DA OFFICE	\$37.77
				GENERAL FUND	\$90.64
				VACAVILLE PD	\$208.67
07-2723	VPD	\$909.06	9/13/2007		
				15% - 11489	\$88.63
				CDAA	\$9.09
				DA OFFICE	\$90.91
				GENERAL FUND	\$218.17
				VALLEJO PD	\$502.26
07-2726	VVPD	\$250.08	9/13/2007		
				15% - 11489	\$24.38
				CDAA	\$2.50
				DA OFFICE	\$25.01
				GENERAL FUND	\$60.02
				VACAVILLE PD	\$138.17
07-2727	VPD	\$1,978.27	9/13/2007		
				15% - 11489	\$192.88



State of California
ASSET FORFEITURE REPORT - 2007

Table 3

Admin Number	Docket Number	Amount Forfeited	Date Disbursed	Recipient	Amount Disbursed
				CDA	\$19.78
				DA OFFICE	\$197.83
				GENERAL FUND	\$474.78
				VALLEJO PD	\$1,093.00
07-2729	VPD	\$622.62	9/13/2007		
				15% - 11489	\$55.62
				CDA	\$6.23
				DA OFFICE	\$62.26
				GENERAL FUND	\$149.43
				VALLEJO PD	\$349.08
07-2730	VPD	\$434.03	9/13/2007		
				15% - 11489	\$42.31
				CDA	\$4.34
				DA OFFICE	\$43.40
				GENERAL FUND	\$104.17
				VALLEJO PD	\$239.81
07-2732	VPD	\$840.90	10/25/2007		
				15% - 11489	\$81.98
				CDA	\$8.41
				DA OFFICE	\$84.09
				GENERAL FUND	\$201.82
				VALLEJO PD	\$464.60
07-2736	VPD	\$373.08	10/25/2007		
				15% - 11489	\$36.37
				CDA	\$3.73
				DA OFFICE	\$37.31
				GENERAL FUND	\$89.54
				VALLEJO PD	\$206.13
07-2737	VPD	\$437.60	10/25/2007		
				15% - 11489	\$42.66
				CDA	\$4.38
				DA OFFICE	\$43.76
				GENERAL FUND	\$105.02
				VALLEJO PD	\$241.78
07-2739	VPD	\$579.60	10/25/2007		
				15% - 11489	\$56.51
				CDA	\$5.80
				DA OFFICE	\$57.96
				GENERAL FUND	\$139.10
				VALLEJO PD	\$320.23
07-2740	NET	\$444.91	10/26/2007		
				15% - 11489	\$43.37
				CDA	\$4.45
				DA OFFICE	\$44.49
				GENERAL FUND	\$106.78
				SOLANO CO SO	\$140.49
				TF SOLANO CO NET-SOLNET	\$105.33



State of California
ASSET FORFEITURE REPORT - 2007

Table 3

Admin Number	Docket Number	Amount Forfeited	Date Disbursed	Recipient	Amount Disbursed
07-2741	VPD	\$1,890.59	10/25/2007	15% - 11489	\$184.33
				CDA	\$18.91
				DA OFFICE	\$189.06
				GENERAL FUND	\$453.74
				VALLEJO PD	\$1,044.55
07-2742	NAPA SIB	\$872.00	10/26/2007	15% - 11489	\$85.02
				CDA	\$8.72
				DA OFFICE	\$87.20
				GENERAL FUND	\$209.28
				TF NAPA SPECIAL IB-NSIB	\$481.78
07-2743	VVPD	\$2,452.97	10/24/2007	15% - 11489	\$239.16
				CDA	\$24.53
				DA OFFICE	\$245.30
				GENERAL FUND	\$588.71
				VACAVILLE PD	\$1,355.27
07-2745	FFPD	\$1,172.34	12/8/2007	15% - 11489	\$114.30
				CDA	\$11.72
				DA OFFICE	\$117.23
				FAIRFIELD PD	\$647.73
				GENERAL FUND	\$281.36
07-2747	VVPD	\$574.65	11/30/2007	15% - 11489	\$56.02
				CDA	\$5.75
				DA OFFICE	\$57.47
				GENERAL FUND	\$137.92
				VACAVILLE PD	\$317.49
07-2749	KERN ST. PRI	\$67,872.50	12/27/2007	15% - 11489	\$6,617.56
				CDA	\$678.73
				DA OFFICE	\$6,787.25
				GENERAL FUND	\$16,289.40
				NORTH KERN ST PRISON	\$37,499.56
07-2751	FFPD	\$977.43	12/8/2007	15% - 11489	\$80.67
				CDA	\$9.77
				DA OFFICE	\$97.74
				FAIRFIELD PD	\$554.67
				GENERAL FUND	\$234.58
07-2752	FFPD	\$3,604.81	12/8/2007	15% - 11489	\$351.46
				CDA	\$36.05
				DA OFFICE	\$360.48
				FAIRFIELD PD	\$1,991.67



State of California
ASSET FORFEITURE REPORT - 2007

Table 3

Admin Number	Docket Number	Amount Forfeited	Date Disbursed	Recipient	Amount Disbursed
				GENERAL FUND	\$865.15
07-2753	VPD	\$415.40	12/8/2007	15% - 11489	\$40.50
				CDAА	\$4.15
				DA OFFICE	\$41.54
				GENERAL FUND	\$99.70
				VALLEJO PD	\$229.51
07-2755	FFPD	\$284.63	12/8/2007	15% - 11489	\$27.75
				CDAА	\$2.85
				DA OFFICE	\$28.46
				FAIRFIELD PD	\$157.26
				GENERAL FUND	\$68.31
07-2756	VPD	\$688.66	12/8/2007	15% - 11489	\$67.14
				CDAА	\$6.89
				DA OFFICE	\$68.87
				GENERAL FUND	\$165.28
				VALLEJO PD	\$380.48
07-2757	FFPD	\$382.03	12/8/2007	15% - 11489	\$37.24
				CDAА	\$3.82
				DA OFFICE	\$38.20
				FAIRFIELD PD	\$211.08
				GENERAL FUND	\$91.69
07-2762	FFPD	\$470.07	12/8/2007	15% - 11489	\$45.83
				CDAА	\$4.70
				DA OFFICE	\$47.01
				FAIRFIELD PD	\$259.71
				GENERAL FUND	\$112.82
07-2763	VPD	\$864.20	12/8/2007	15% - 11489	\$84.25
				CDAА	\$8.64
				DA OFFICE	\$86.42
				GENERAL FUND	\$207.41
				VALLEJO PD	\$477.48
07-2765	FFPD	\$1,468.42	12/8/2007	15% - 11489	\$143.17
				CDAА	\$14.68
				DA OFFICE	\$146.84
				FAIRFIELD PD	\$811.31
				GENERAL FUND	\$352.42
07-2766	FFPD	\$1,993.30	12/8/2007	15% - 11489	\$194.34
				CDAА	\$19.93
				DA OFFICE	\$199.33



State of California
ASSET FORFEITURE REPORT - 2007

Table 3

Admin Number	Docket Number	Amount Forfeited	Date Disbursed	Recipient	Amount Disbursed
				FAIRFIELD PD	\$1,101.31
				GENERAL FUND	\$478.39
07-2767	FFPD	\$401.21	12/8/2007		
				15% - 11489	\$39.11
				CDAA	\$4.01
				DA OFFICE	\$40.12
				FAIRFIELD PD	\$221.68
				GENERAL FUND	\$96.29
07-2768	FFPD	\$601.47	12/27/2007		
				15% - 11489	\$58.64
				CDAA	\$6.01
				DA OFFICE	\$60.15
				FAIRFIELD PD	\$332.32
				GENERAL FUND	\$144.35
07-2769	VP	\$407.47	12/27/2007		
				15% - 11489	\$39.72
				CDAA	\$4.07
				DA OFFICE	\$40.75
				GENERAL FUND	\$97.79
				VALLEJO PD	\$225.14
07-2770	FFPD	\$585.74	12/27/2007		
				15% - 11489	\$57.10
				CDAA	\$5.86
				DA OFFICE	\$58.57
				FAIRFIELD PD	\$323.63
				GENERAL FUND	\$140.58
07-2771	VPD	\$1,767.07	12/27/2007		
				15% - 11489	\$172.28
				CDAA	\$17.67
				DA OFFICE	\$176.71
				GENERAL FUND	\$424.10
				VALLEJO PD	\$976.31
07-2772	FFPD	\$1,569.94	12/27/2007		
				15% - 11489	\$153.06
				CDAA	\$15.70
				DA OFFICE	\$156.99
				FAIRFIELD PD	\$867.40
				GENERAL FUND	\$376.79
07-2774	VVPD	\$556.13	12/27/2007		
				15% - 11489	\$54.22
				CDAA	\$5.56
				DA OFFICE	\$55.61
				GENERAL FUND	\$133.47
				VACAVILLE PD	\$307.27
07-2775	FFPD	\$3,211.16	12/27/2007		
				15% - 11489	\$313.08
				CDAA	\$32.11



State of California
ASSET FORFEITURE REPORT - 2007

Table 3

Admin Number	Docket Number	Amount Forfeited	Date Disbursed	Recipient	Amount Disbursed
				DA OFFICE	\$321.12
				FAIRFIELD PD	\$1,774.17
				GENERAL FUND	\$770.68
07-2777	FFPD	\$237.10	12/27/2007		
				15% - 11489	\$23.11
				CDA A	\$2.37
				DA OFFICE	\$23.71
				FAIRFIELD PD	\$131.01
				GENERAL FUND	\$56.90
07-2778	FFPD	\$141.27	12/27/2007		
				15% - 11489	\$13.77
				CDA A	\$1.41
				DA OFFICE	\$14.13
				FAIRFIELD PD	\$78.06
				GENERAL FUND	\$33.90
95-1266	L004568	\$3,658.31	2/14/2007		
				15% - 11489	\$356.68
				CDA A	\$36.58
				DA OFFICE	\$365.83
				GENERAL FUND	\$877.99
				SOLANO CO SO	\$2,021.23
96-1346	L007449	\$235.00	11/30/2007		
				15% - 11489	\$15.91
				CDA A	\$2.35
				DA OFFICE	\$23.50
				GENERAL FUND	\$56.40
				VALLEJO PD	\$136.84
SOLANO					\$624,832.86



State of California
ASSET FORFEITURE REPORT - 2007

Table 3

Admin Number	Docket Number	Amount Forfeited	Date Disbursed	Recipient	Amount Disbursed
SONOMA					
00-535		\$10,102.03	6/27/2007	15% - 11489	\$984.95
				CDA A	\$101.02
				DA OFFICE	\$1,010.20
				GENERAL FUND	\$2,424.49
				PETALUMA PD	\$429.77
				ROHNERT PARK PD	\$429.77
				SANTA ROSA PD	\$859.53
				SONOMA CO PROBATION	\$429.77
				SONOMA CO SO	\$3,432.53
03-022		\$1,970.00	6/27/2007	15% - 11489	\$192.08
				CA DOJ-BNE SONOMA	\$82.72
				CDA A	\$19.70
				DA OFFICE	\$197.00
				GENERAL FUND	\$472.80
				PETALUMA PD	\$82.72
				ROHNERT PARK PD	\$82.72
				SANTA ROSA PD	\$141.49
				SONOMA CO PROBATION	\$82.72
				SONOMA CO SO	\$587.75
				SONOMA PD	\$28.30
04-002		\$1,344.77	6/27/2007	15% - 11489	\$131.11
				CA DOJ-BNE SONOMA	\$56.47
				CDA A	\$13.45
				DA OFFICE	\$134.48
				GENERAL FUND	\$322.74
				PETALUMA PD	\$56.47
				ROHNERT PARK PD	\$56.47
				SANTA ROSA PD	\$96.58
				SONOMA CO PROBATION	\$56.47
				SONOMA CO SO	\$401.22
				SONOMA PD	\$19.31
04-012C		\$1,209.00	12/13/2007	15% - 11489	\$117.88
				CA DOJ-BNE SONOMA	\$50.76
				CDA A	\$12.09
				DA OFFICE	\$120.90
				GENERAL FUND	\$290.16
				PETALUMA PD	\$50.76
				ROHNERT PARK PD	\$50.76
				SANTA ROSA PD	\$86.85
				SONOMA CO PROBATION	\$50.76
				SONOMA CO SO	\$360.70
				SONOMA PD	\$17.38



State of California
ASSET FORFEITURE REPORT - 2007

Table 3

Admin Number	Docket Number	Amount Forfeited	Date Disbursed	Recipient	Amount Disbursed
04-017		\$3,121.84	3/22/2007	15% - 11489	\$304.38
				CA DOJ-BNE SONOMA	\$143.16
				CDAA	\$31.22
				DA OFFICE	\$312.18
				GENERAL FUND	\$749.24
				ROHNERT PARK PD	\$143.16
				SANTA ROSA PD	\$288.05
				SONOMA CO PROBATION	\$143.16
				SONOMA CO SO	\$1,007.29
04-020		\$7,224.00	3/28/2007	15% - 11489	\$704.34
				CA DOJ-BNE SONOMA	\$331.27
				CDAA	\$72.24
				DA OFFICE	\$722.40
				GENERAL FUND	\$1,733.76
				ROHNERT PARK PD	\$331.27
				SANTA ROSA PD	\$666.55
				SONOMA CO PROBATION	\$331.27
				SONOMA CO SO	\$2,330.90
05-003		\$7,399.78	3/22/2007	15% - 11489	\$721.48
				CDAA	\$74.00
				DA OFFICE	\$739.98
				GENERAL FUND	\$1,775.94
				SANTA ROSA PD	\$4,088.38
05-010		\$31,206.92	11/19/2007	15% - 11489	\$3,042.68
				CDAA	\$312.07
				DA OFFICE	\$3,120.69
				GENERAL FUND	\$7,489.66
				ROHNERT PARK PD	\$204.01
				SANTA ROSA PD	\$408.01
				SONOMA CO PROBATION	\$204.01
				SONOMA CO SO	\$16,425.79
05-011		\$3,820.15	6/26/2007	15% - 11489	\$372.47
				CDAA	\$38.20
				DA OFFICE	\$382.02
				GENERAL FUND	\$916.83
				SANTA ROSA PD	\$2.24
				SONOMA CO SO	\$2,108.39
05-013		\$1,314.02	4/13/2007	15% - 11489	\$128.11
				CDAA	\$13.14
				DA OFFICE	\$131.41
				GENERAL FUND	\$315.36



State of California
ASSET FORFEITURE REPORT - 2007

Table 3

Admin Number	Docket Number	Amount Forfeited	Date Disbursed	Recipient	Amount Disbursed
				SANTA ROSA PD	\$726.00
05-014		\$2,646.55	4/13/2007	15% - 11489	\$258.04
				CDAA	\$26.47
				DA OFFICE	\$264.66
				GENERAL FUND	\$635.17
				SANTA ROSA PD	\$1,462.21
05-156		\$3,962.77	8/2/2007	15% - 11489	\$386.37
				CDAA	\$39.63
				DA OFFICE	\$396.28
				GENERAL FUND	\$951.06
				PETALUMA PD	\$2,189.43
06-001		\$47,827.11	3/30/2007	15% - 11489	\$4,663.14
				CDAA	\$478.27
				DA OFFICE	\$4,782.71
				GENERAL FUND	\$11,478.51
				ROHNERT PARK PD	\$3,303.06
				SONOMA CO PROBATION	\$3,303.06
				SONOMA CO SO	\$19,818.36
06-002		\$22,583.06	5/24/2007	15% - 11489	\$2,201.85
				CDAA	\$225.83
				DA OFFICE	\$2,258.31
				GENERAL FUND	\$5,419.93
				ROHNERT PARK PD	\$1,559.64
				SONOMA CO PROBATION	\$1,559.64
				SONOMA CO SO	\$9,357.86
06-003		\$4,401.52	3/30/2007	15% - 11489	\$429.15
				CDAA	\$44.02
				DA OFFICE	\$440.15
				GENERAL FUND	\$1,056.36
				ROHNERT PARK PD	\$303.98
				SONOMA CO PROBATION	\$303.98
				SONOMA CO SO	\$1,823.88
06-006		\$2,706.93	6/27/2007	15% - 11489	\$263.93
				CDAA	\$27.08
				CHP-SANTA ROSA	\$249.76
				DA OFFICE	\$270.69
				GENERAL FUND	\$649.66
				SONOMA CO PROBATION	\$249.76
				SONOMA CO SO	\$996.05
06-008		\$12,459.36	3/30/2007	15% - 11489	\$1,214.79



State of California
ASSET FORFEITURE REPORT - 2007

Table 3

Admin Number	Docket Number	Amount Forfeited	Date Disbursed	Recipient	Amount Disbursed
				CDA	\$124.59
				CHP-SANTA ROSA	\$1,720.95
				DA OFFICE	\$1,245.94
				GENERAL FUND	\$2,990.25
				ROHNERT PARK PD	\$647.07
				SONOMA CO PROBATION	\$647.07
				SONOMA CO SO	\$3,868.70
06-009		\$7,134.05	3/30/2007		
				15% - 11489	\$695.57
				CDA	\$71.34
				DA OFFICE	\$713.41
				GENERAL FUND	\$1,712.17
				ROHNERT PARK PD	\$492.70
				SONOMA CO PROBATION	\$492.70
				SONOMA CO SO	\$2,956.16
06-016		\$22,263.00	2/20/2007		
				15% - 11489	\$2,170.64
				CDA	\$222.63
				DA OFFICE	\$2,226.30
				GENERAL FUND	\$5,343.12
				SONOMA CO SO	\$12,300.31
06-053		\$1,513.85	2/1/2007		
				15% - 11489	\$147.60
				CDA	\$15.14
				DA OFFICE	\$151.39
				GENERAL FUND	\$363.32
				SANTA ROSA PD	\$836.40
06-057		\$909.59	2/20/2007		
				15% - 11489	\$88.68
				CDA	\$9.10
				DA OFFICE	\$90.96
				GENERAL FUND	\$218.30
				SANTA ROSA PD	\$502.55
06-059		\$5,829.57	5/15/2007		
				15% - 11489	\$568.38
				CDA	\$58.29
				DA OFFICE	\$582.96
				GENERAL FUND	\$1,399.10
				SANTA ROSA PD	\$3,220.84
06-060		\$5,607.82	2/1/2007		
				15% - 11489	\$546.76
				CDA	\$56.08
				DA OFFICE	\$560.78
				GENERAL FUND	\$1,345.88
				SANTA ROSA PD	\$3,098.32
06-065		\$1,132.85	3/30/2007		
				15% - 11489	\$110.45



State of California
ASSET FORFEITURE REPORT - 2007

Table 3

Admin Number	Docket Number	Amount Forfeited	Date Disbursed	Recipient	Amount Disbursed
				CDAA	\$11.33
				DA OFFICE	\$113.29
				GENERAL FUND	\$271.88
				SANTA ROSA PD	\$625.90
06-067		\$1,297.29	2/1/2007		
				15% - 11489	\$126.49
				CDAA	\$12.97
				DA OFFICE	\$129.73
				GENERAL FUND	\$311.35
				SANTA ROSA PD	\$716.75
06-071		\$24,178.02	2/26/2007		
				15% - 11489	\$2,357.36
				CDAA	\$241.79
				DA OFFICE	\$2,417.80
				GENERAL FUND	\$5,802.72
				SANTA ROSA PD	\$13,358.35
06-071A		\$60.00	4/13/2007		
				15% - 11489	\$5.85
				CDAA	\$0.60
				DA OFFICE	\$6.00
				GENERAL FUND	\$14.40
				SANTA ROSA PD	\$33.15
06-074		\$11,382.32	6/27/2007		
				15% - 11489	\$1,109.78
				CDAA	\$113.82
				DA OFFICE	\$1,138.23
				GENERAL FUND	\$2,731.76
				SANTA ROSA PD	\$6,288.73
06-075		\$3,062.23	11/20/2007		
				15% - 11489	\$298.57
				CDAA	\$30.62
				DA OFFICE	\$306.22
				GENERAL FUND	\$734.94
				SANTA ROSA PD	\$1,691.88
06-076		\$5,528.52	2/26/2007		
				15% - 11489	\$539.03
				CDAA	\$55.29
				DA OFFICE	\$552.85
				GENERAL FUND	\$1,326.84
				SANTA ROSA PD	\$3,054.51
06-077		\$9,451.76	11/30/2007		
				15% - 11489	\$921.55
				CDAA	\$94.52
				DA OFFICE	\$945.18
				GENERAL FUND	\$2,268.42
				SANTA ROSA PD	\$5,222.09



State of California
ASSET FORFEITURE REPORT - 2007

Table 3

Admin Number	Docket Number	Amount Forfeited	Date Disbursed	Recipient	Amount Disbursed
06-078		\$7,983.00	11/19/2007	15% - 11489	\$778.34
				CDAA	\$79.83
				DA OFFICE	\$798.30
				GENERAL FUND	\$1,915.92
				SANTA ROSA PD	\$4,410.61
06-162		\$15,102.65	2/1/2007	15% - 11489	\$1,472.51
				CDAA	\$151.02
				DA OFFICE	\$1,510.27
				GENERAL FUND	\$3,624.64
				PETALUMA PD	\$8,344.21
06-164		\$1,715.85	3/23/2007	15% - 11489	\$167.29
				CDAA	\$17.16
				DA OFFICE	\$171.59
				GENERAL FUND	\$411.80
				PETALUMA PD	\$948.01
06-251		\$1,565.00	1/18/2007	15% - 11489	\$152.59
				CDAA	\$15.65
				CLOVERDALE PD	\$864.66
				DA OFFICE	\$156.50
				GENERAL FUND	\$375.60
06-276		\$6,045.25	3/30/2007	15% - 11489	\$589.41
				CDAA	\$60.45
				DA OFFICE	\$604.53
				GENERAL FUND	\$1,450.86
				SONOMA CO SO	\$3,340.00
07-001		\$11,131.80	4/13/2007	15% - 11489	\$1,085.35
				CDAA	\$111.32
				DA OFFICE	\$1,113.18
				GENERAL FUND	\$2,671.63
				ROHNERT PARK PD	\$431.33
07-006A		\$76,342.92	11/7/2007	SONOMA CO PROBATION	\$431.33
				SONOMA CO SO	\$5,287.66
				15% - 11489	\$7,443.44
				CDAA	\$763.43
				DA OFFICE	\$7,634.29
GENERAL FUND	\$18,322.30				
ROHNERT PARK PD	\$3,397.43				
SONOMA CO PROBATION	\$3,397.43				
SONOMA CO SO	\$35,384.60				



State of California
ASSET FORFEITURE REPORT - 2007

Table 3

Admin Number	Docket Number	Amount Forfeited	Date Disbursed	Recipient	Amount Disbursed
07-051		\$23,201.14	5/15/2007	15% - 11489	\$2,262.11
				CDAA	\$232.02
				DA OFFICE	\$2,320.11
				GENERAL FUND	\$5,568.27
				SANTA ROSA PD	\$12,818.63
07-052		\$3,216.05	8/8/2007	15% - 11489	\$313.56
				CDAA	\$32.16
				DA OFFICE	\$321.61
				GENERAL FUND	\$771.85
				SANTA ROSA PD	\$1,776.87
07-053		\$815.68	5/15/2007	15% - 11489	\$79.53
				CDAA	\$8.16
				DA OFFICE	\$81.57
				GENERAL FUND	\$195.76
				SANTA ROSA PD	\$450.66
07-055		\$4,494.39	8/8/2007	15% - 11489	\$438.20
				CDAA	\$44.95
				DA OFFICE	\$449.44
				GENERAL FUND	\$1,078.65
				SANTA ROSA PD	\$2,483.15
07-056		\$813.71	11/7/2007	15% - 11489	\$79.34
				CDAA	\$8.14
				DA OFFICE	\$81.37
				GENERAL FUND	\$195.29
				SANTA ROSA PD	\$449.57
07-058		\$1,123.57	8/8/2007	15% - 11489	\$109.55
				CDAA	\$11.23
				DA OFFICE	\$112.36
				GENERAL FUND	\$269.66
				SANTA ROSA PD	\$620.77
07-059		\$670.56	8/8/2007	15% - 11489	\$65.38
				CDAA	\$6.71
				DA OFFICE	\$67.06
				GENERAL FUND	\$160.93
				SANTA ROSA PD	\$370.48
07-060		\$1,069.00	8/8/2007	15% - 11489	\$104.23
				CDAA	\$10.69
				DA OFFICE	\$106.90
				GENERAL FUND	\$256.56



State of California
ASSET FORFEITURE REPORT - 2007

Table 3

Admin Number	Docket Number	Amount Forfeited	Date Disbursed	Recipient	Amount Disbursed
				SANTA ROSA PD	\$590.62
07-063		\$19,487.70	8/10/2007	15% - 11489	\$1,900.05
				CDAA	\$194.88
				DA OFFICE	\$1,948.77
				GENERAL FUND	\$4,677.05
				SANTA ROSA PD	\$10,766.95
07-064		\$1,143.18	8/10/2007	15% - 11489	\$111.46
				CDAA	\$11.43
				DA OFFICE	\$114.32
				GENERAL FUND	\$274.36
				SANTA ROSA PD	\$631.61
07-065		\$1,005.17	8/10/2007	15% - 11489	\$98.00
				CDAA	\$10.05
				DA OFFICE	\$100.52
				GENERAL FUND	\$241.24
				SANTA ROSA PD	\$555.36
07-069		\$793.33	9/26/2007	15% - 11489	\$77.35
				CDAA	\$7.94
				DA OFFICE	\$79.33
				GENERAL FUND	\$190.40
				SANTA ROSA PD	\$438.31
07-072		\$3,359.60	11/30/2007	15% - 11489	\$327.56
				CDAA	\$33.60
				DA OFFICE	\$335.96
				GENERAL FUND	\$806.30
				SANTA ROSA PD	\$1,856.18
07-074		\$1,120.42	11/30/2007	15% - 11489	\$109.24
				CDAA	\$11.20
				DA OFFICE	\$112.05
				GENERAL FUND	\$268.90
				SANTA ROSA PD	\$619.03
07-075		\$1,799.00	11/19/2007	15% - 11489	\$175.40
				CDAA	\$17.99
				DA OFFICE	\$179.90
				GENERAL FUND	\$431.76
				SANTA ROSA PD	\$993.95
07-077		\$788.24	11/7/2007	15% - 11489	\$76.85
				CDAA	\$7.88
				DA OFFICE	\$78.82



State of California
ASSET FORFEITURE REPORT - 2007

Table 3

Admin Number	Docket Number	Amount Forfeited	Date Disbursed	Recipient	Amount Disbursed
				GENERAL FUND	\$189.18
				SANTA ROSA PD	\$435.51
07-078		\$10,786.63	11/30/2007		
				15% - 11489	\$1,051.70
				CDAA	\$107.87
				DA OFFICE	\$1,078.66
				GENERAL FUND	\$2,588.79
				SANTA ROSA PD	\$5,959.61
07-079		\$691.87	11/7/2007		
				15% - 11489	\$67.46
				CDAA	\$6.91
				DA OFFICE	\$69.19
				GENERAL FUND	\$166.05
				SANTA ROSA PD	\$382.26
07-166		\$4,801.77	11/19/2007		
				15% - 11489	\$468.17
				CDAA	\$48.02
				DA OFFICE	\$480.18
				GENERAL FUND	\$1,152.42
				PETALUMA PD	\$2,652.98
07-167		\$1,918.45	11/7/2007		
				15% - 11489	\$187.05
				CDAA	\$19.18
				DA OFFICE	\$191.85
				GENERAL FUND	\$460.43
				PETALUMA PD	\$1,059.94
07-276		\$14,633.02	11/29/2007		
				15% - 11489	\$1,426.72
				CDAA	\$146.33
				DA OFFICE	\$1,463.30
				GENERAL FUND	\$3,511.93
				SONOMA CO SO	\$8,084.74
07-277		\$4,403.54	11/21/2007		
				15% - 11489	\$429.34
				CDAA	\$44.04
				DA OFFICE	\$440.35
				GENERAL FUND	\$1,056.85
				SONOMA CO SO	\$2,432.96
97-060	SCV-217208	\$3,968.00	3/23/2007		
				15% - 11489	\$386.88
				CDAA	\$39.68
				DA OFFICE	\$396.80
				GENERAL FUND	\$952.32
				SANTA ROSA PD	\$2,192.32
97-062	SCV-217645	\$1,855.27	3/26/2007		
				15% - 11489	\$180.89
				CDAA	\$18.55



State of California
ASSET FORFEITURE REPORT - 2007

Table 3

Admin Number	Docket Number	Amount Forfeited	Date Disbursed	Recipient	Amount Disbursed
				DA OFFICE	\$185.53
				GENERAL FUND	\$445.26
				SANTA ROSA PD	\$1,025.04
FOO 95-015		\$4,466.82	11/19/2007	15% - 11489	\$435.51
				CDAA	\$44.67
				DA OFFICE	\$446.68
				GENERAL FUND	\$1,072.04
				SONOMA CO SO	\$2,467.92
FOO 95-018		\$3,654.47	11/20/2007	15% - 11489	\$356.31
				CDAA	\$36.54
				DA OFFICE	\$365.45
				GENERAL FUND	\$877.07
				SONOMA CO SO	\$2,019.10
FOO 95-067		\$11,138.82	11/20/2007	15% - 11489	\$1,086.03
				CDAA	\$111.39
				DA OFFICE	\$1,113.88
				GENERAL FUND	\$2,673.32
				SONOMA CO SO	\$6,154.20
SONOMA					\$511,756.55



State of California
ASSET FORFEITURE REPORT - 2007

Table 3

Admin Number	Docket Number	Amount Forfeited	Date Disbursed	Recipient	Amount Disbursed
STANISLAUS					
F0501046	MPD04132928	\$1,484.50	5/9/2007	15% - 11489	\$144.74
				CDA A	\$14.84
				DA OFFICE	\$148.45
				GENERAL FUND	\$356.28
				MODESTO PD	\$820.19
F0503015	1084224	\$329.00	7/16/2007	15% - 11489	\$32.07
				CDA A	\$3.29
				DA OFFICE	\$32.90
				GENERAL FUND	\$78.96
				OAKDALE PD	\$181.78
F0507027	1095513	\$41,017.52	7/16/2007	15% - 11489	\$3,999.21
				CDA A	\$410.18
				DA OFFICE	\$4,101.75
				GENERAL FUND	\$9,844.20
				SSJMMTF-HIDTA	\$11,331.09
				STANISLAUS DRUG ENF AGY	\$11,331.09
F0509040	1098254	\$7,067.00	4/20/2007	15% - 11489	\$689.03
				CDA A	\$70.67
				DA OFFICE	\$706.70
				GENERAL FUND	\$1,696.08
				STANISLAUS CO SO	\$3,904.52
F0510039	1099465	\$2,211.00	7/16/2007	15% - 11489	\$215.57
				CDA A	\$22.11
				DA OFFICE	\$221.10
				GENERAL FUND	\$530.64
				OAKDALE PD	\$1,221.58
F0512042	1101643	\$3,177.65	7/16/2007	15% - 11489	\$309.82
				CDA A	\$31.78
				DA OFFICE	\$317.76
				GENERAL FUND	\$762.64
				MODESTO PD	\$1,755.65
F0601005	1102952	\$1,572.57	7/16/2007	15% - 11489	\$153.32
				CDA A	\$15.72
				DA OFFICE	\$157.26
				GENERAL FUND	\$377.42
				MODESTO PD	\$868.85
F0601018	1103743	\$9,814.48	7/16/2007	15% - 11489	\$717.68
				CDA A	\$98.14



State of California
ASSET FORFEITURE REPORT - 2007

Table 3

Admin Number	Docket Number	Amount Forfeited	Date Disbursed	Recipient	Amount Disbursed
				CHP-MODESTO	\$1,594.85
				DA OFFICE	\$981.45
				GENERAL FUND	\$2,355.48
				STANISLAUS DRUG ENF AGY	\$4,066.88
F0602011	1103353	\$399.77	7/16/2007		
				15% - 11489	\$38.97
				CDAA	\$4.00
				DA OFFICE	\$39.98
				GENERAL FUND	\$95.94
				MODESTO PD	\$220.88
F0603014	1105259	\$631.21	7/16/2007		
				15% - 11489	\$61.54
				CDAA	\$6.31
				DA OFFICE	\$63.12
				GENERAL FUND	\$151.49
				MODESTO PD	\$348.75
F0603015	1104907	\$791.19	7/16/2007		
				15% - 11489	\$77.14
				CDAA	\$7.91
				DA OFFICE	\$79.12
				GENERAL FUND	\$189.89
				MODESTO PD	\$437.13
F0603016	1107221	\$2,549.39	1/16/2007		
				15% - 11489	\$248.57
				CDAA	\$25.49
				DA OFFICE	\$254.94
				GENERAL FUND	\$611.86
				STANISLAUS DRUG ENF AGY	\$1,408.53
F0603020	1108289	\$866.18	7/16/2007		
				15% - 11489	\$84.45
				CDAA	\$8.66
				DA OFFICE	\$86.62
				GENERAL FUND	\$207.88
				HUGHSON PD	\$239.28
				STANISLAUS DRUG ENF AGY	\$239.29
F0604027	1107866	\$603.19	7/16/2007		
				15% - 11489	\$58.81
				CDAA	\$6.03
				DA OFFICE	\$60.32
				GENERAL FUND	\$144.77
				SSJMMTF-HIDTA	\$166.63
				STANISLAUS DRUG ENF AGY	\$166.63
F0605028	1108832	\$1,805.43	7/16/2007		
				15% - 11489	\$176.03
				CDAA	\$18.06
				DA OFFICE	\$180.54
				GENERAL FUND	\$433.30



State of California
ASSET FORFEITURE REPORT - 2007

Table 3

Admin Number	Docket Number	Amount Forfeited	Date Disbursed	Recipient	Amount Disbursed
				SSJMMTF-HIDTA	\$498.75
				STANISLAUS DRUG ENF AGY	\$498.75
F0605029	1108107	\$8,498.31	7/16/2007	15% - 11489	\$828.58
				CDAA	\$84.98
				DA OFFICE	\$849.83
				GENERAL FUND	\$2,039.60
				MODESTO PD	\$4,695.32
F0605030	1108728	\$780.87	7/16/2007	15% - 11489	\$76.13
				CDAA	\$7.81
				DA OFFICE	\$78.09
				GENERAL FUND	\$187.41
				MODESTO PD	\$431.43
F0605031	1209791	\$1,156.59	7/16/2007	15% - 11489	\$112.76
				CDAA	\$11.57
				DA OFFICE	\$115.66
				GENERAL FUND	\$277.58
				MODESTO PD	\$639.02
F0606050	1211020	\$1,027.13	6/11/2007	15% - 11489	\$100.14
				CDAA	\$10.27
				DA OFFICE	\$102.71
				GENERAL FUND	\$246.51
				TURLOCK PD	\$567.50
F0607032	1211551	\$929.63	7/16/2007	15% - 11489	\$90.64
				CDAA	\$9.30
				DA OFFICE	\$92.96
				GENERAL FUND	\$223.11
				MODESTO PD	\$513.62
F0607033	1211625	\$1,181.72	7/16/2007	15% - 11489	\$115.21
				CDAA	\$11.82
				DA OFFICE	\$118.17
				GENERAL FUND	\$283.61
				MODESTO PD	\$652.91
F0607035	1214705	\$8,370.16	7/16/2007	15% - 11489	\$816.09
				CDAA	\$83.70
				DA OFFICE	\$837.02
				GENERAL FUND	\$2,008.84
				SSJMMTF-HIDTA	\$2,312.26
				STANISLAUS DRUG ENF AGY	\$2,312.25
F0609037	1215589	\$8,551.39	7/16/2007	15% - 11489	\$833.76



State of California
ASSET FORFEITURE REPORT - 2007

Table 3

Admin Number	Docket Number	Amount Forfeited	Date Disbursed	Recipient	Amount Disbursed
				CDAA	\$85.52
				DA OFFICE	\$855.14
				GENERAL FUND	\$2,052.33
				MODESTO PD	\$4,724.64
F0609053	1215318	\$14,940.67	7/16/2007	15% - 11489	\$1,456.71
				CDAA	\$149.41
				DA OFFICE	\$1,494.07
				GENERAL FUND	\$3,585.76
				SSJMMTF-HIDTA	\$4,127.36
				STANISLAUS DRUG ENF AGY	\$4,127.36
F0610052	1216802	\$1,526.08	7/16/2007	15% - 11489	\$148.79
				CDAA	\$15.26
				DA OFFICE	\$152.61
				GENERAL FUND	\$366.26
				STANISLAUS CO SO	\$421.58
				STANISLAUS DRUG ENF AGY	\$421.58
STANISLAUS					\$121,282.63



State of California
ASSET FORFEITURE REPORT - 2007

Table 3

Admin Number	Docket Number	Amount Forfeited	Date Disbursed	Recipient	Amount Disbursed
SUTTER					
06-0001	CVCM 06-1218	\$2,063.93	7/24/2007	CDA DA OFFICE GENERAL FUND TF NET-5	\$20.64 \$206.39 \$495.34 \$1,341.56
06-0008	CVCM 07-0002	\$1,047.06	11/29/2007	CDA DA OFFICE GENERAL FUND TF NET-5	\$10.47 \$104.71 \$251.29 \$680.59
SUTTER					\$3,110.99



State of California
ASSET FORFEITURE REPORT - 2007

Table 3

Admin Number	Docket Number	Amount Forfeited	Date Disbursed	Recipient	Amount Disbursed
TEHAMA					
AS05-359a		\$733.24	4/26/2007		
				CDA	\$7.33
				GENERAL FUND	\$175.98
				TARGET	\$71.49
				TEHAMA CO DA	\$73.32
				TEHAMA CO SO	\$405.12
AS05-362		\$4,562.47	4/26/2007		
				CDA	\$45.62
				GENERAL FUND	\$1,094.99
				TARGET	\$444.84
				TEHAMA CO DA	\$456.25
				TF TAGMET	\$2,520.77
AS06-363		\$1,360.29	3/2/2007		
				CDA	\$13.60
				GENERAL FUND	\$326.47
				TARGET	\$132.63
				TEHAMA CO DA	\$136.03
				TF TAGMET	\$751.56
AS06-365	58340	\$1,061.00	9/4/2007		
				CDA	\$10.61
				GENERAL FUND	\$254.64
				TARGET	\$103.45
				TEHAMA CO DA	\$106.10
				TF TAGMET	\$586.20
AS06-371		\$403.69	2/15/2007		
				CDA	\$4.04
				GENERAL FUND	\$96.89
				TARGET	\$39.36
				TEHAMA CO DA	\$40.37
				TF TAGMET	\$223.03
AS06-372		\$535.73	2/15/2007		
				CDA	\$5.36
				GENERAL FUND	\$128.58
				TARGET	\$52.23
				TEHAMA CO DA	\$53.57
				TF TAGMET	\$295.99
AS06-373		\$673.56	2/15/2007		
				CDA	\$6.74
				GENERAL FUND	\$161.65
				TARGET	\$65.67
				TEHAMA CO DA	\$67.36
				TEHAMA CO SO	\$372.14
AS07-375		\$2,925.98	9/4/2007		
				CDA	\$29.26
				GENERAL FUND	\$702.24
				TARGET	\$285.28



State of California
ASSET FORFEITURE REPORT - 2007

Table 3

Admin Number	Docket Number	Amount Forfeited	Date Disbursed	Recipient	Amount Disbursed
				TEHAMA CO DA	\$1,909.20
AS07-378		\$389.07	8/2/2007	CDA A	\$3.89
				GENERAL FUND	\$93.38
				TARGET	\$37.93
				TEHAMA CO DA	\$253.87
AS07-379		\$453.22	8/2/2007	CDA A	\$4.53
				GENERAL FUND	\$108.77
				TARGET	\$44.20
				TEHAMA CO DA	\$45.32
				TF TAGMET	\$250.40
AS07-380		\$369.37	9/4/2007	CDA A	\$3.69
				GENERAL FUND	\$88.65
				TARGET	\$36.01
				TEHAMA CO DA	\$36.94
				TF TAGMET	\$204.08
TEHAMA					\$13,467.62



State of California
ASSET FORFEITURE REPORT - 2007

Table 3

Admin Number	Docket Number	Amount Forfeited	Date Disbursed	Recipient	Amount Disbursed
TULARE					
06-0678		\$6,743.97	6/8/2007		
				CDAA	\$67.44
				GENERAL FUND	\$1,618.55
				TULARE CO DA	\$674.40
				TULARE PD	\$4,383.58
06-09394		\$7,364.83	5/11/2007		
				CDAA	\$73.65
				GENERAL FUND	\$1,767.56
				TULARE CO DA	\$736.48
				VISALIA PD	\$4,787.14
06-11944		\$990.11	5/11/2007		
				CDAA	\$9.90
				GENERAL FUND	\$237.63
				TULARE CO DA	\$99.01
				VISALIA PD	\$643.57
06-1484		\$759.00	6/8/2007		
				CDAA	\$7.59
				GENERAL FUND	\$182.16
				TULARE CO DA	\$75.90
				VISALIA PD	\$493.35
06-22597		\$8,194.58	10/1/2007		
				CDAA	\$81.95
				GENERAL FUND	\$1,966.70
				TULARE CO DA	\$819.45
				VISALIA PD	\$5,326.48
06-40101		\$5,602.67	9/10/2007		
				CDAA	\$56.03
				GENERAL FUND	\$1,344.64
				TULARE CO DA	\$560.26
				TULARE CO SO	\$3,641.74
06-40235	07-222603	\$8,954.00	12/27/2007		
				CDAA	\$89.54
				GENERAL FUND	\$2,148.96
				TULARE CO DA	\$895.40
				TULARE CO SO	\$5,820.10
06-70257		\$36,784.35	10/1/2007		
				CDAA	\$367.84
				GENERAL FUND	\$8,828.24
				LINDSAY PD	\$23,909.83
				TULARE CO DA	\$3,678.44
07-03203		\$1,099.43	8/14/2007		
				CDAA	\$10.99
				GENERAL FUND	\$263.86
				TULARE CO DA	\$109.95
				VISALIA PD	\$714.63



State of California
ASSET FORFEITURE REPORT - 2007

Table 3

Admin Number	Docket Number	Amount Forfeited	Date Disbursed	Recipient	Amount Disbursed
07-0474		\$1,911.75	11/1/2007	CDAA	\$19.12
				GENERAL FUND	\$458.82
				LINDSAY PD	\$1,242.64
				TULARE CO DA	\$191.17
07-06406		\$2,998.14	9/28/2007	CDAA	\$29.98
				GENERAL FUND	\$719.55
				TULARE CO DA	\$500.01
				VISALIA PD	\$1,748.60
07-06691		\$2,572.74	9/28/2007	CDAA	\$25.73
				GENERAL FUND	\$617.46
				TULARE CO DA	\$500.00
				VISALIA PD	\$1,429.55
07-07511		\$1,763.50	9/28/2007	CDAA	\$17.64
				GENERAL FUND	\$423.24
				TULARE CO DA	\$499.99
				VISALIA PD	\$822.63
07-09737		\$3,664.45	9/28/2007	CDAA	\$36.64
				GENERAL FUND	\$879.47
				TULARE CO DA	\$500.00
				VISALIA PD	\$2,248.34
07-11334		\$7,371.00	11/21/2007	CDAA	\$73.71
				GENERAL FUND	\$1,769.04
				TULARE CO DA	\$737.10
				VISALIA PD	\$4,791.15
07-12930		\$2,462.22	11/29/2007	CDAA	\$24.62
				GENERAL FUND	\$590.93
				TULARE CO DA	\$500.01
				VISALIA PD	\$1,346.66
07-16397		\$1,795.36	12/27/2007	CDAA	\$17.95
				GENERAL FUND	\$430.89
				TULARE CO DA	\$500.00
				VISALIA PD	\$846.52
07-70111	07-224562	\$9,473.75	12/19/2007	CDAA	\$94.74
				GENERAL FUND	\$2,273.70
				TULARE CO DA	\$947.37
				TULARE CO SO	\$6,157.94
TG0708444		\$2,123.64	12/27/2007	CDAA	\$21.24



State of California
ASSET FORFEITURE REPORT - 2007

Table 3

Admin Number	Docket Number	Amount Forfeited	Date Disbursed	Recipient	Amount Disbursed
				GENERAL FUND	\$509.67
				TULARE CO DA	\$212.36
				TULARE PD	\$1,380.37
TULARE					\$112,629.49



State of California
ASSET FORFEITURE REPORT - 2007

Table 3

Admin Number	Docket Number	Amount Forfeited	Date Disbursed	Recipient	Amount Disbursed
VENTURA					
FS05-044		\$43,763.96	11/28/2007		
				CDAA	\$437.64
				DA OFFICE	\$4,376.40
				GENERAL FUND	\$10,503.35
				VENTURA CO SO	\$28,446.57
FS05-061		\$5,426.49	7/16/2007		
				CDAA	\$54.26
				DA OFFICE	\$542.65
				GENERAL FUND	\$1,302.36
				VENTURA CO SO	\$3,527.22
FS05-062		\$41,520.78	2/6/2007		
				CDAA	\$415.21
				DA OFFICE	\$4,152.08
				GENERAL FUND	\$9,964.99
				VCCAT	\$26,988.50
FS05-070		\$1,771.71	1/31/2007		
				CDAA	\$17.72
				DA OFFICE	\$177.17
				GENERAL FUND	\$425.21
				VENTURA CO SO	\$1,151.61
FS05-078		\$700.66	2/20/2007		
				CDAA	\$7.01
				DA OFFICE	\$70.07
				GENERAL FUND	\$168.16
				OXNARD PD	\$455.42
FS06-002		\$3,156.60	5/1/2007		
				CDAA	\$31.57
				DA OFFICE	\$315.66
				GENERAL FUND	\$757.58
				VENTURA CO SO	\$2,051.79
FS06-006		\$23,866.61	3/1/2007		
				CDAA	\$238.67
				DA OFFICE	\$2,386.66
				GENERAL FUND	\$5,727.99
				VENTURA PD	\$15,513.29
FS06-019		\$10,148.37	9/26/2007		
				CDAA	\$101.48
				DA OFFICE	\$1,014.84
				GENERAL FUND	\$2,435.61
				VENTURA CO SO	\$6,596.44
FS06-029		\$1,080.95	6/25/2007		
				CDAA	\$10.81
				DA OFFICE	\$108.10
				GENERAL FUND	\$259.43
				VENTURA CO SO	\$702.61



State of California
ASSET FORFEITURE REPORT - 2007

Table 3

Admin Number	Docket Number	Amount Forfeited	Date Disbursed	Recipient	Amount Disbursed
FS06-036		\$116,531.70	7/16/2007	CDAA	\$1,165.32
				DA OFFICE	\$11,653.17
				GENERAL FUND	\$27,967.61
				VENTURA CO SO	\$75,745.60
FS06-038		\$1,159.46	5/1/2007	CDAA	\$11.59
				DA OFFICE	\$115.95
				GENERAL FUND	\$278.27
				VENTURA CO SO	\$753.65
FS06-040		\$25,314.07	1/1/2007	CDAA	\$253.14
				DA OFFICE	\$2,531.41
				GENERAL FUND	\$6,075.38
				VCCAT	\$16,454.14
FS06-042		\$2,542.91	3/13/2007	CDAA	\$25.43
				DA OFFICE	\$254.29
				GENERAL FUND	\$610.30
				OXNARD PD	\$1,652.89
FS06-043		\$560.71	1/5/2007	CDAA	\$5.61
				DA OFFICE	\$56.07
				GENERAL FUND	\$134.57
				SIMI VALLEY PD	\$364.46
FS06-046		\$2,769.65	2/6/2007	CDAA	\$27.70
				DA OFFICE	\$276.97
				GENERAL FUND	\$664.72
				VENTURA CO SO	\$1,800.26
FS06-053		\$475.55	1/5/2007	CDAA	\$4.76
				CHP-VENTURA	\$309.10
				DA OFFICE	\$47.56
				GENERAL FUND	\$114.13
FS06-054		\$1,225.53	6/25/2007	CDAA	\$12.26
				CHP-VENTURA	\$796.59
				DA OFFICE	\$122.55
				GENERAL FUND	\$294.13
FS06-057		\$2,732.56	1/4/2007	CDAA	\$27.33
				DA OFFICE	\$273.26
				GENERAL FUND	\$655.81
				OXNARD PD	\$1,776.16
FS06-059		\$619.21	2/6/2007	CDAA	\$6.19



State of California
ASSET FORFEITURE REPORT - 2007

Table 3

Admin Number	Docket Number	Amount Forfeited	Date Disbursed	Recipient	Amount Disbursed
				DA OFFICE	\$61.92
				GENERAL FUND	\$148.61
				VENTURA CO SO	\$402.49
FS06-060		\$3,558.97	1/4/2007		
				CDAA	\$35.59
				DA OFFICE	\$355.90
				GENERAL FUND	\$854.15
				OXNARD PD	\$2,313.33
FS06-061		\$429.71	1/17/2007		
				CDAA	\$4.30
				DA OFFICE	\$42.97
				GENERAL FUND	\$103.13
				VENTURA CO SO	\$279.31
FS06-064		\$153,532.92	12/18/2007		
				CDAA	\$1,535.33
				DA OFFICE	\$15,353.29
				GENERAL FUND	\$36,847.90
				VENTURA CO SO	\$87,862.46
				VENTURA CO SO	\$11,933.94
FS06-066		\$3,502.64	1/4/2007		
				CDAA	\$35.03
				DA OFFICE	\$350.26
				GENERAL FUND	\$840.63
				OXNARD PD	\$2,276.72
FS06-068		\$890.71	1/10/2007		
				CDAA	\$8.91
				DA OFFICE	\$89.07
				GENERAL FUND	\$213.77
				SIMI VALLEY PD	\$578.96
FS06-070		\$771.15	3/20/2007		
				CDAA	\$7.71
				DA OFFICE	\$77.12
				GENERAL FUND	\$185.08
				OXNARD PD	\$501.24
FS06-071		\$1,096.53	2/20/2007		
				CDAA	\$10.97
				DA OFFICE	\$109.65
				GENERAL FUND	\$263.17
				OXNARD PD	\$712.74
FS06-072		\$717.23	2/20/2007		
				CDAA	\$7.17
				DA OFFICE	\$71.72
				GENERAL FUND	\$172.14
				OXNARD PD	\$466.20
FS06-073		\$4,289.77	3/23/2007		
				CDAA	\$42.90
				DA OFFICE	\$428.98



State of California
ASSET FORFEITURE REPORT - 2007

Table 3

Admin Number	Docket Number	Amount Forfeited	Date Disbursed	Recipient	Amount Disbursed
				GENERAL FUND	\$1,029.54
				VENTURA CO SO	\$2,788.35
FS06-074		\$1,158.20	10/15/2007		
				CDA A	\$11.58
				DA OFFICE	\$115.82
				GENERAL FUND	\$277.97
				VENTURA CO SO	\$752.83
FS06-075		\$926.23	2/7/2007		
				CDA A	\$9.26
				CHP-VENTURA	\$602.05
				DA OFFICE	\$92.62
				GENERAL FUND	\$222.30
FS06-076		\$1,273.45	9/19/2007		
				CDA A	\$12.73
				CHP-VENTURA	\$827.74
				DA OFFICE	\$127.35
				GENERAL FUND	\$305.63
FS06-079		\$3,928.34	2/20/2007		
				CDA A	\$39.28
				DA OFFICE	\$392.83
				GENERAL FUND	\$942.80
				VENTURA PD	\$2,553.43
FS06-080		\$2,445.47	9/5/2007		
				CDA A	\$24.45
				DA OFFICE	\$244.55
				GENERAL FUND	\$586.91
				VCCAT	\$1,589.56
FS06-081		\$967.80	4/20/2007		
				CDA A	\$9.68
				DA OFFICE	\$96.78
				GENERAL FUND	\$232.27
				VENTURA CO SO	\$629.07
FS06-082		\$807.71	2/1/2007		
				CDA A	\$8.08
				DA OFFICE	\$80.77
				GENERAL FUND	\$193.85
				VENTURA CO SO	\$525.01
FS06-083		\$2,555.62	6/13/2007		
				CDA A	\$25.56
				DA OFFICE	\$255.56
				GENERAL FUND	\$613.35
				VENTURA CO SO	\$1,661.15
FS06-084		\$3,439.71	1/10/2007		
				CDA A	\$34.40
				DA OFFICE	\$343.97
				GENERAL FUND	\$825.53
				SIMI VALLEY PD	\$2,235.81



State of California
ASSET FORFEITURE REPORT - 2007

Table 3

Admin Number	Docket Number	Amount Forfeited	Date Disbursed	Recipient	Amount Disbursed
FS06-085		\$25,869.21	8/9/2007	CDAA	\$258.69
				DA OFFICE	\$2,586.92
				GENERAL FUND	\$6,208.61
				VENTURA PD	\$16,814.99
FS06-086		\$1,755.71	3/15/2007	CDAA	\$17.56
				CHP-VENTURA	\$1,141.21
				DA OFFICE	\$175.57
				GENERAL FUND	\$421.37
FS06-087		\$2,340.21	5/1/2007	CDAA	\$23.40
				DA OFFICE	\$234.02
				GENERAL FUND	\$561.65
				VENTURA CO SO	\$1,521.14
FS06-088		\$407.54	3/1/2007	CDAA	\$4.08
				DA OFFICE	\$40.75
				GENERAL FUND	\$97.81
				VENTURA PD	\$264.90
FS06-090		\$1,007.71	4/27/2007	CDAA	\$10.08
				DA OFFICE	\$100.77
				GENERAL FUND	\$241.85
				PORT HUENEME PD	\$655.01
FS06-091		\$8,143.65	4/27/2007	CDAA	\$81.44
				CHP-VENTURA	\$5,293.36
				DA OFFICE	\$814.37
				GENERAL FUND	\$1,954.48
FS06-092		\$2,550.16	4/27/2007	CDAA	\$25.50
				DA OFFICE	\$255.02
				GENERAL FUND	\$612.04
				OXNARD PD	\$1,657.60
FS06-094		\$575.50	4/27/2007	CDAA	\$5.76
				DA OFFICE	\$57.55
				GENERAL FUND	\$138.12
				VENTURA CO SO	\$374.07
FS06-095		\$1,225.03	4/27/2007	CDAA	\$12.25
				DA OFFICE	\$122.50
				GENERAL FUND	\$294.01
				OXNARD PD	\$796.27
FS06-096		\$11,197.26	4/27/2007	CDAA	\$111.97



State of California
ASSET FORFEITURE REPORT - 2007

Table 3

Admin Number	Docket Number	Amount Forfeited	Date Disbursed	Recipient	Amount Disbursed
				DA OFFICE	\$1,119.73
				GENERAL FUND	\$2,687.34
				VENTURA CO SO	\$7,278.22
FS06-097		\$1,757.13	4/27/2007		
				CDAA	\$17.57
				DA OFFICE	\$175.71
				GENERAL FUND	\$421.71
				VENTURA PD	\$1,142.14
FS06-099		\$469.29	6/7/2007		
				CDAA	\$4.69
				DA OFFICE	\$46.93
				GENERAL FUND	\$112.63
				OXNARD PD	\$305.04
FS06-100		\$2,567.71	7/16/2007		
				CDAA	\$25.68
				DA OFFICE	\$256.77
				GENERAL FUND	\$616.25
				VENTURA CO SO	\$1,669.01
FS07-004		\$414.71	4/27/2007		
				CDAA	\$4.15
				DA OFFICE	\$41.47
				GENERAL FUND	\$99.53
				VENTURA CO SO	\$269.56
FS07-005		\$997.71	5/1/2007		
				CDAA	\$9.98
				DA OFFICE	\$99.77
				GENERAL FUND	\$239.45
				VENTURA CO SO	\$648.51
FS07-006		\$687.30	5/1/2007		
				CDAA	\$6.87
				DA OFFICE	\$68.73
				GENERAL FUND	\$164.95
				VCCAT	\$446.75
FS07-007		\$1,109.69	6/25/2007		
				CDAA	\$11.10
				DA OFFICE	\$110.97
				GENERAL FUND	\$266.33
				OXNARD PD	\$721.29
FS07-008		\$1,354.30	5/1/2007		
				CDAA	\$13.54
				DA OFFICE	\$135.43
				GENERAL FUND	\$325.03
				VENTURA CO SO	\$880.30
FS07-009		\$953.71	5/1/2007		
				CDAA	\$9.54
				DA OFFICE	\$95.37
				GENERAL FUND	\$228.89



State of California
ASSET FORFEITURE REPORT - 2007

Table 3

Admin Number	Docket Number	Amount Forfeited	Date Disbursed	Recipient	Amount Disbursed
				VENTURA CO SO	\$619.91
FS07-011		\$20,330.44	7/27/2007		
				CDAA	\$203.30
				DA OFFICE	\$2,033.04
				GENERAL FUND	\$4,879.31
				VENTURA CO SO	\$13,214.79
FS07-014		\$2,931.00	7/16/2007		
				CDAA	\$29.31
				DA OFFICE	\$293.10
				GENERAL FUND	\$703.44
				VCCAT	\$1,905.15
FS07-016		\$2,849.71	6/13/2007		
				CDAA	\$28.50
				DA OFFICE	\$284.97
				GENERAL FUND	\$683.93
				VENTURA CO SO	\$1,852.31
FS07-017		\$5,626.51	6/25/2007		
				CDAA	\$56.27
				CHP-VENTURA	\$3,657.23
				DA OFFICE	\$562.65
				GENERAL FUND	\$1,350.36
FS07-019		\$1,906.71	6/7/2007		
				CDAA	\$19.07
				DA OFFICE	\$190.67
				GENERAL FUND	\$457.61
				VENTURA CO SO	\$1,239.36
FS07-020		\$1,154.71	6/7/2007		
				CDAA	\$11.55
				DA OFFICE	\$115.47
				GENERAL FUND	\$277.13
				VENTURA CO SO	\$750.56
FS07-022		\$684.71	6/13/2007		
				CDAA	\$6.85
				DA OFFICE	\$68.47
				GENERAL FUND	\$164.33
				VENTURA CO SO	\$445.06
FS07-023		\$384.71	9/5/2007		
				CDAA	\$3.85
				DA OFFICE	\$38.47
				GENERAL FUND	\$92.33
				SIMI VALLEY PD	\$250.06
FS07-026		\$4,140.28	10/9/2007		
				CDAA	\$41.40
				DA OFFICE	\$414.03
				GENERAL FUND	\$993.67
				VENTURA PD	\$1,994.85
				VENTURA PD	\$696.33



State of California
ASSET FORFEITURE REPORT - 2007

Table 3

Admin Number	Docket Number	Amount Forfeited	Date Disbursed	Recipient	Amount Disbursed
FS07-027		\$977.05	7/26/2007	CDAA	\$9.77
				DA OFFICE	\$97.71
				GENERAL FUND	\$234.49
				OXNARD PD	\$635.08
FS07-028		\$10,182.32	8/16/2007	CDAA	\$101.82
				DA OFFICE	\$1,018.23
				GENERAL FUND	\$2,443.76
				OXNARD PD	\$6,618.51
FS07-030		\$740.00	7/16/2007	CDAA	\$7.40
				DA OFFICE	\$74.00
				GENERAL FUND	\$177.60
				VENTURA CO SO	\$481.00
FS07-032		\$528.03	9/5/2007	CDAA	\$5.28
				CHP-VENTURA	\$343.22
				DA OFFICE	\$52.80
				GENERAL FUND	\$126.73
FS07-033		\$361.73	9/19/2007	CDAA	\$3.62
				DA OFFICE	\$36.17
				GENERAL FUND	\$86.82
				VENTURA PD	\$235.12
FS07-034		\$296.14	8/16/2007	CDAA	\$2.96
				DA OFFICE	\$29.61
				GENERAL FUND	\$71.07
				VENTURA PD	\$192.50
FS07-036		\$5,072.70	10/15/2007	CDAA	\$50.73
				DA OFFICE	\$507.27
				GENERAL FUND	\$1,217.45
				VCCAT	\$3,297.25
FS07-037		\$650.07	11/30/2007	CDAA	\$6.50
				CHP-VENTURA	\$422.54
				DA OFFICE	\$65.01
				GENERAL FUND	\$156.02
FS07-039		\$2,201.64	8/16/2007	CDAA	\$22.02
				DA OFFICE	\$220.16
				GENERAL FUND	\$528.39
				OXNARD PD	\$1,431.07
FS07-040		\$1,439.71	9/5/2007	CDAA	\$14.40



State of California
ASSET FORFEITURE REPORT - 2007

Table 3

Admin Number	Docket Number	Amount Forfeited	Date Disbursed	Recipient	Amount Disbursed
				DA OFFICE	\$143.97
				GENERAL FUND	\$345.53
				VENTURA CO SO	\$935.81
FS07-043		\$467.71	12/18/2007		
				CDAA	\$4.68
				DA OFFICE	\$46.77
				GENERAL FUND	\$112.25
				VENTURA CO SO	\$304.01
FS07-046		\$1,390.19	11/13/2007		
				CDAA	\$13.90
				DA OFFICE	\$139.02
				GENERAL FUND	\$333.65
				OXNARD PD	\$903.62
FS07-048		\$10,919.75	9/6/2007		
				CDAA	\$109.20
				DA OFFICE	\$1,091.98
				GENERAL FUND	\$2,620.74
				OXNARD PD	\$7,097.83
FS07-050		\$1,389.71	7/27/2007		
				CDAA	\$13.90
				DA OFFICE	\$138.97
				GENERAL FUND	\$333.53
				VENTURA CO SO	\$903.31
FS07-051		\$1,222.86	8/16/2007		
				CDAA	\$12.23
				DA OFFICE	\$122.29
				GENERAL FUND	\$293.49
				VENTURA PD	\$794.85
FS07-052		\$1,173.71	10/15/2207		
				CDAA	\$11.74
				DA OFFICE	\$117.37
				GENERAL FUND	\$281.69
				VENTURA CO SO	\$762.91
FS07-053		\$1,460.71	9/5/2007		
				CDAA	\$14.61
				DA OFFICE	\$146.07
				GENERAL FUND	\$350.57
				VENTURA CO SO	\$949.46
FS07-056		\$2,261.71	9/5/2007		
				CDAA	\$22.62
				DA OFFICE	\$226.17
				GENERAL FUND	\$542.81
				VCCAT	\$1,470.11
FS07-057		\$873.71	9/5/2007		
				CDAA	\$8.74
				DA OFFICE	\$87.37
				GENERAL FUND	\$209.69



State of California
ASSET FORFEITURE REPORT - 2007

Table 3

Admin Number	Docket Number	Amount Forfeited	Date Disbursed	Recipient	Amount Disbursed
				VENTURA CO SO	\$567.91
FS07-058		\$2,704.65	10/15/2007		
				CDAA	\$27.05
				DA OFFICE	\$270.47
				GENERAL FUND	\$649.12
				VENTURA CO SO	\$1,758.01
FS07-059		\$640.71	10/15/2007		
				CDAA	\$6.41
				DA OFFICE	\$64.07
				GENERAL FUND	\$153.77
				VENTURA CO SO	\$416.46
FS07-061		\$1,987.09	12/18/2007		
				CDAA	\$19.87
				DA OFFICE	\$198.71
				GENERAL FUND	\$476.90
				OXNARD PD	\$1,291.61
FS07-062		\$407.36	12/18/2007		
				CDAA	\$4.07
				DA OFFICE	\$40.74
				GENERAL FUND	\$97.77
				VENTURA CO SO	\$264.78
FS07-063		\$1,204.08	12/18/2007		
				CDAA	\$12.04
				DA OFFICE	\$120.41
				GENERAL FUND	\$288.98
				OXNARD PD	\$782.65
FS07-064		\$965.71	10/15/2007		
				CDAA	\$9.66
				DA OFFICE	\$96.57
				GENERAL FUND	\$231.77
				VENTURA CO SO	\$627.71
FS07-065		\$1,924.65	12/18/2007		
				CDAA	\$19.25
				DA OFFICE	\$192.47
				GENERAL FUND	\$461.92
				VENTURA PD	\$1,251.01
FS07-069	0	\$691.83	12/18/2007		
				CDAA	\$6.92
				DA OFFICE	\$69.18
				GENERAL FUND	\$166.04
				VENTURA PD	\$449.69
FS07-070		\$835.71	11/20/2007		
				CDAA	\$8.36
				DA OFFICE	\$83.57
				GENERAL FUND	\$200.57
				VENTURA CO SO	\$543.21



State of California
ASSET FORFEITURE REPORT - 2007

Table 3

Admin Number	Docket Number	Amount Forfeited	Date Disbursed	Recipient	Amount Disbursed
FS07-071		\$6,590.60	11/20/2007	CDAA	\$65.91
				DA OFFICE	\$659.06
				GENERAL FUND	\$1,581.74
				VENTURA CO SO	\$4,283.89
FS07-078		\$1,598.71	12/18/2007	CDAA	\$15.99
				DA OFFICE	\$159.87
				GENERAL FUND	\$383.69
				VENTURA CO SO	\$1,039.16
FS07-079		\$249.71	12/18/2007	CDAA	\$2.50
				DA OFFICE	\$24.97
				GENERAL FUND	\$59.93
				VENTURA CO SO	\$162.31
FS07-083		\$964.71	12/18/2007	CDAA	\$9.65
				DA OFFICE	\$96.47
				GENERAL FUND	\$231.53
				VENTURA CO SO	\$627.06
FS07-085		\$1,336.46	12/18/2007	CDAA	\$13.36
				DA OFFICE	\$133.65
				GENERAL FUND	\$320.75
				VENTURA CO SO	\$868.70
VENTURA					\$642,763.38



State of California
ASSET FORFEITURE REPORT - 2007

Table 3

Admin Number	Docket Number	Amount Forfeited	Date Disbursed	Recipient	Amount Disbursed
YOLO					
01-85127A	PT01-1984	\$1,800.32	3/6/2007	CDA	\$18.00
				DA OFFICE	\$180.04
				GENERAL FUND	\$432.08
				WOODLAND PD	\$1,170.20
02-85154A	PT02-1421	\$2,632.24	10/19/2007	CDA	\$26.32
				DA OFFICE	\$263.23
				GENERAL FUND	\$631.74
				WINTERS PD	\$1,710.95
04-85219A	PT04-2091	\$3,961.85	3/7/2007	CDA	\$39.61
				DA OFFICE	\$396.19
				GENERAL FUND	\$950.85
				YOLO CO SO	\$2,575.20
05-85235A	PT05-163	\$481.20	4/2/2007	CDA	\$4.81
				DA OFFICE	\$48.12
				GENERAL FUND	\$115.49
				WOODLAND PD	\$312.78
05-85244A		\$1,029.20	3/5/2007	CDA	\$10.30
				CHP-WOODLAND	\$668.98
				DA OFFICE	\$102.92
				GENERAL FUND	\$247.00
05-85256A	CV05-863	\$510.24	10/19/2007	CDA	\$5.10
				DA OFFICE	\$51.03
				GENERAL FUND	\$122.45
				WOODLAND PD	\$331.66
05-85265A	PT05-1436	\$5,636.06	6/28/2007	CDA	\$56.36
				DA OFFICE	\$563.60
				GENERAL FUND	\$1,352.66
				WEST SACRAMENTO PD	\$3,663.44
05-85281A	PT05-1840	\$949.48	4/2/2007	CDA	\$9.49
				DA OFFICE	\$94.95
				DAVIS PD	\$617.16
				GENERAL FUND	\$227.88
05-85283A	PT05-2001	\$270.40	9/11/2007	CDA	\$2.71
				DA OFFICE	\$27.04
				DAVIS PD	\$175.76
				GENERAL FUND	\$64.89



State of California
ASSET FORFEITURE REPORT - 2007

Table 3

Admin Number	Docket Number	Amount Forfeited	Date Disbursed	Recipient	Amount Disbursed
05-85289AA		\$2,028.74	3/5/2007	CDA DA OFFICE GENERAL FUND YOLO CO SO	\$20.29 \$202.88 \$486.89 \$1,318.68
06-85298A	PT06-349	\$619.30	10/5/2007	CDA DA OFFICE GENERAL FUND WEST SACRAMENTO PD	\$6.18 \$62.74 \$148.42 \$401.96
06-85316A	PT06-1052	\$1,110.15	3/15/2007	CDA DA OFFICE GENERAL FUND YOLO CO SO	\$11.10 \$111.01 \$266.44 \$721.60
06-85319A	PT06-973	\$748.41	4/2/2007	CDA DA OFFICE GENERAL FUND WOODLAND PD	\$7.48 \$74.85 \$179.61 \$486.47
06-85322A		\$322.40	3/5/2007	CDA DA OFFICE GENERAL FUND WOODLAND PD	\$3.23 \$32.24 \$77.37 \$209.56
06-85323A		\$1,129.24	9/14/2007	CDA DA OFFICE GENERAL FUND WOODLAND PD	\$11.29 \$112.93 \$271.02 \$734.00
06-85326A		\$444.24	10/5/2007	CDA DA OFFICE GENERAL FUND YOLO CO SO	\$4.44 \$44.42 \$106.62 \$288.76
06-85327A	PT06-1854	\$250.24	9/21/2007	CDA DA OFFICE GENERAL FUND WOODLAND PD	\$2.50 \$25.04 \$60.05 \$162.65
06-85328A		\$659.24	7/9/2007	CDA DA OFFICE DAVIS PD GENERAL FUND	\$6.59 \$65.93 \$428.50 \$158.22
06-85330A		\$302.40	3/5/2007	CDA	\$3.02



State of California
ASSET FORFEITURE REPORT - 2007

Table 3

Admin Number	Docket Number	Amount Forfeited	Date Disbursed	Recipient	Amount Disbursed
				DA OFFICE	\$30.24
				GENERAL FUND	\$72.58
				WOODLAND PD	\$196.56
06-85332A		\$954.40	3/5/2007		
				CDAA	\$9.55
				DA OFFICE	\$95.44
				GENERAL FUND	\$229.05
				WEST SACRAMENTO PD	\$620.36
06-85333A		\$755.40	3/5/2007		
				CDAA	\$7.55
				DA OFFICE	\$75.54
				GENERAL FUND	\$181.30
				WEST SACRAMENTO PD	\$491.01
06-85334A		\$391.40	3/5/2007		
				CDAA	\$3.92
				DA OFFICE	\$39.14
				GENERAL FUND	\$93.93
				WEST SACRAMENTO PD	\$254.41
06-85335A		\$2,394.40	3/5/2007		
				CDAA	\$23.94
				DA OFFICE	\$239.44
				GENERAL FUND	\$574.66
				WEST SACRAMENTO PD	\$1,556.36
06-85336A	PT06-2156	\$1,504.40	10/19/2007		
				CDAA	\$15.04
				DA OFFICE	\$150.44
				GENERAL FUND	\$361.06
				WEST SACRAMENTO PD	\$977.86
06-85336AA		\$565.40	10/19/2007		
				CDAA	\$5.66
				DA OFFICE	\$56.54
				GENERAL FUND	\$135.69
				WEST SACRAMENTO PD	\$367.51
06-85337A		\$684.40	3/5/2007		
				CDAA	\$6.84
				DA OFFICE	\$68.44
				GENERAL FUND	\$164.26
				YOLO CO SO	\$444.86
06-85338A		\$385.40	7/9/2007		
				CDAA	\$3.85
				DA OFFICE	\$38.54
				GENERAL FUND	\$92.50
				YOLO CO SO	\$250.51
07-85339A		\$784.24	7/9/2007		
				CDAA	\$7.84
				DA OFFICE	\$78.43
				GENERAL FUND	\$188.22



State of California
ASSET FORFEITURE REPORT - 2007

Table 3

Admin Number	Docket Number	Amount Forfeited	Date Disbursed	Recipient	Amount Disbursed
07-85340A		\$4,514.24	7/9/2007	WOODLAND PD	\$509.75
				CDAA	\$45.14
				DA OFFICE	\$451.43
				GENERAL FUND	\$1,083.42
07-85342A		\$8,221.40	7/9/2007	WEST SACRAMENTO PD	\$2,934.25
				CDAA	\$82.22
				DA OFFICE	\$822.14
				DAVIS PD	\$5,343.91
07-85343A	PT07-426	\$308.24	12/11/2007	GENERAL FUND	\$1,973.13
				CDAA	\$3.08
				DA OFFICE	\$30.83
				GENERAL FUND	\$73.98
07-85343AA		\$797.24	7/9/2007	WEST SACRAMENTO PD	\$200.35
				CDAA	\$7.97
				DA OFFICE	\$79.73
				GENERAL FUND	\$191.34
07-85346A		\$467.24	7/9/2007	WEST SACRAMENTO PD	\$518.20
				CDAA	\$4.67
				DA OFFICE	\$46.73
				GENERAL FUND	\$112.14
07-85347A		\$464.40	7/9/2007	WOODLAND PD	\$303.70
				CDAA	\$4.65
				DA OFFICE	\$46.44
				GENERAL FUND	\$111.45
07-85348A		\$924.40	5/14/2007	WOODLAND PD	\$301.86
				CDAA	\$9.25
				DA OFFICE	\$92.44
				GENERAL FUND	\$221.85
07-85349A		\$1,201.24	5/14/2007	WOODLAND PD	\$600.86
				CDAA	\$12.01
				DA OFFICE	\$120.13
				GENERAL FUND	\$288.30
07-85351A		\$292.24	7/9/2007	WOODLAND PD	\$780.80
				CDAA	\$2.92
				DA OFFICE	\$29.23
				GENERAL FUND	\$70.14
				WOODLAND PD	\$189.95



State of California
ASSET FORFEITURE REPORT - 2007

Table 3

Admin Number	Docket Number	Amount Forfeited	Date Disbursed	Recipient	Amount Disbursed
07-85354A		\$431.24	11/8/2007	CDA DA OFFICE GENERAL FUND WOODLAND PD	\$4.32 \$43.12 \$103.50 \$280.30
07-85355A		\$2,144.24	11/8/2007	CDA DA OFFICE GENERAL FUND WEST SACRAMENTO PD	\$21.45 \$214.42 \$514.62 \$1,393.75
07-85356A		\$952.24	11/8/2007	CDA DA OFFICE GENERAL FUND WEST SACRAMENTO PD	\$9.53 \$95.22 \$228.53 \$618.96
07-85357A		\$580.24	11/8/2007	CDA DA OFFICE GENERAL FUND WOODLAND PD	\$5.80 \$58.03 \$139.25 \$377.16
07-85359A	PT07-963	\$1,992.24	12/11/2007	CDA DA OFFICE GENERAL FUND WOODLAND PD	\$19.92 \$199.22 \$478.14 \$1,294.96
07-85360A		\$494.24	10/10/2007	CDA DA OFFICE GENERAL FUND WOODLAND PD	\$4.94 \$49.43 \$118.62 \$321.25
07-85363A		\$554.24	11/8/2007	CDA DA OFFICE GENERAL FUND WEST SACRAMENTO PD	\$5.54 \$55.43 \$133.02 \$360.25
07-85365A		\$1,184.24	11/8/2007	CDA DA OFFICE GENERAL FUND WEST SACRAMENTO PD	\$11.85 \$118.42 \$284.22 \$769.75
07-85366A		\$1,046.24	10/10/2007	CDA DA OFFICE GENERAL FUND WEST SACRAMENTO PD	\$10.46 \$104.63 \$251.09 \$680.06
07-85367A		\$2,176.24	10/10/2007	CDA	\$21.76



State of California
ASSET FORFEITURE REPORT - 2007

Table 3

Admin Number	Docket Number	Amount Forfeited	Date Disbursed	Recipient	Amount Disbursed
				DA OFFICE	\$217.63
				GENERAL FUND	\$522.30
				WEST SACRAMENTO PD	\$1,414.55
07-85368A	PT07-1438	\$265.24	11/26/2007		
				CDA A	\$2.65
				DA OFFICE	\$26.52
				GENERAL FUND	\$63.66
				WEST SACRAMENTO PD	\$172.41
07-85369A		\$4,930.24	10/10/2007		
				CDA A	\$49.30
				DA OFFICE	\$493.03
				GENERAL FUND	\$1,183.26
				YOLO CO SO	\$3,204.65
07-85370A		\$2,540.24	10/10/2007		
				CDA A	\$25.40
				DA OFFICE	\$254.03
				GENERAL FUND	\$609.66
				WEST SACRAMENTO PD	\$1,651.15
07-85371A		\$426.24	10/10/2007		
				CDA A	\$4.26
				DA OFFICE	\$42.63
				GENERAL FUND	\$102.30
				WEST SACRAMENTO PD	\$277.05
YOLO					\$70,212.79



State of California
ASSET FORFEITURE REPORT - 2007

Table 3

Admin Number	Docket Number	Amount Forfeited	Date Disbursed	Recipient	Amount Disbursed
YUBA					
N07-015	CVPT 07-0000088	\$1,322.18	11/16/2007		
				15% - 11489	\$128.91
				CDA A	\$13.22
				GENERAL FUND	\$317.32
				TF NET-5	\$730.50
				YUBA CO DA	\$132.23
YUBA					\$1,322.18