

# Unlock your child's potential with accessibility tools that support diverse learners

Every child has their own strengths and abilities. Personalized resources can help engage kids individually to ensure their educational success. Below are some easy-to-use tools that can help all children reach their unique learning goals.

**1 in 6**

school kids in the US experience some sort of disability



If the child in your life experiences challenges with:

## Learning and Speech



**Immersive Reader:** Your child can read and listen to text with this tool.



**Read Aloud** reads text in PowerPoint, OneNote, Excel, and Word.



**Presentation Coach** helps kids practice speaking and receive feedback from within PowerPoint.

## Neurodiversity and Cognitive



Microsoft **To Do** is a free list, task, and reminder app that helps kids get organized as they work through their many lessons and activities.



**Reading View** in the Edge browser removes distracting ads and excess information, leaving only the main text and images on a website.

## Mental Health



**Reflect** and **Insights** are tools your teacher may be using to check on your child's social-emotional wellbeing.



**Flipgrid** is a safe video expression tool to help students learn to share their thoughts and support one another on important topics.

*Ask your child how they're using Flipgrid, Reflect and Insights in their classroom, and have them show you if they are.*

## Vision, Hearing and Mobility



**Subtitles** are available for those with hearing difficulties in Teams, the Translator app, and PowerPoint's Presentation Translator.






**Built-in screen reader** with Narrator in Windows' settings helps those with visual difficulties have everything read to them.



**Dictate** allows anyone with limited mobility to use their computer's microphone to dictate presentations and documents.

## All Learners



**The Ease of Access Center** in the Windows operating system's settings allows you to personalize your computer in many ways to best support your child's needs, like with mouse actions, trackpad options, and keyboard preferences. (Select the **Start**  button, then select **Settings**  > **Ease of Access** .