

# Donor Response

## Top 30 by Donor, in Millions CHF

Selected Parameters	
Year / period:	2023/1-12

Refreshed on 25-Jun-2024 at 08:00

The financial resources available to the IFRC come from 3 main sources: 1. statutory contributions from its member National Societies; 2. Voluntary contributions from its member National Societies, partners and donors, either unrestricted or to support specific humanitarian response and thematic activities; 3. Other income and cost recoveries.

This report provides an overview of voluntary contributions to the IFRC, it does not include statutory contributions from National Societies nor other income and cost recoveries. It includes contributions to the IFRC Plan of the relevant year (regular resources, thematic and special purposes funds\*) and IFRC Emergency appeals.

\*Special purpose funds are NSIA National Society Investment Alliance, FBA Forecast-Based Action Fund, CBF Capacity Building Fund, DREF Disaster Relief Emergency Funds).

Please note: This donor response report is organized by the year the partners commit the contribution; it does not correspond to the IFRC's statutory financial reporting, including the IFRC's Consolidated Financial Statements and the IFRC's annual accounts.

Donor	Hosted Projects	Humanitarian response	Regular Resources	Special purpose funds	Thematic	Grand total
European Commission		11.2		6.7	81.2	99.0
Netherlands Red Cross		39.2	1.1	4.1	6.2	50.6
The Canadian Red Cross Society		45.6		1.4	0.7	47.7
United States Government		20.0		5.0	22.7	47.7
British Red Cross	0.3	32.7	0.5	3.0	2.3	38.7
American Red Cross		26.9			2.8	29.7
Swiss Government		8.5	3.0	4.0	13.1	28.5
Norwegian Red Cross		13.6		6.9	4.9	25.4
Japanese Red Cross Society		21.2		0.1	4.0	25.3
German Government				7.8	12.7	20.5
Finnish Red Cross		16.2		0.5	1.6	18.3
Australian Red Cross		10.7		2.1	2.7	15.5
Irish Government		9.6	1.2	1.2	2.9	14.9
Austrian Red Cross		11.7		1.8	0.1	13.6
Saudi Arabian Red Crescent Society		7.3		5.0	0.1	12.5
Danish Red Cross		7.5		3.8	0.8	12.1
Japanese Government		6.3			4.1	10.5
Italian Government		4.3	0.8	0.9	4.3	10.4
British Government			10.2			10.2
Swedish Government		4.4	2.4	3.0		9.8
Asia-Europe Foundation (ASEF)					8.9	8.9
French Government		5.8	0.2	2.9		8.9
Swedish Red Cross		3.9		3.2	0.4	7.5
Spanish Government		4.3			1.9	6.3
The Bloomberg Family Foundation Inc	6.0					6.0
International Development Research Centre					5.4	5.4
Italian Red Cross		3.0			2.3	5.4
Irish Red Cross Society		5.2				5.3
Belgium Government		0.3		4.4		4.6
Bill & Melinda Gates Foundation					4.5	4.5
All Other Donors						98.8
<b>Grand total</b>	<b>6.3</b>	<b>319.5</b>	<b>19.4</b>	<b>67.7</b>	<b>190.7</b>	<b>702.4</b>































# Donor Response

## Top 30 Donor Countries, in Millions CHF

Selected Parameters	
Year / period:	2023/1-12

Refreshed on 25-Jun-2024 at 08:00

In this table, voluntary contributions are grouped by donor country (National Societies, Governments and Private Sector), with the exception of Multilateral Organizations that by definition are not associated to one specific country.

Donor Country	Hosted Projects	Humanitarian response	Regular Resources	Special purpose funds	Thematic	Grand total
 European Commission		11.2		6.7	81.3	99.1
 United States of America (the)	8.5	51.9	0.4	5.2	32.4	98.3
 United Kingdom	0.3	36.8	13.1	3.0	5.0	58.1
 Canada		45.6		1.4	6.1	53.1
 Netherlands		39.2	1.1	4.1	6.2	50.6
 Switzerland	2.2	13.3	3.4	6.9	21.2	47.0
 Japan		28.3		0.1	8.1	36.4
 Norway		13.7		6.9	4.9	25.5
 Germany		0.1		10.1	13.2	23.4
 Ireland		15.2	1.2	1.2	3.1	20.8
 Finland		16.2		0.5	1.6	18.3
 Sweden		8.6	2.4	6.2	0.4	17.6
 Australia		10.8		2.1	3.7	16.6
 Italy		8.0	0.8	0.9	6.6	16.4
 Austria		13.7		1.8	0.1	15.7
 France		11.8	0.2	2.9	0.4	15.4
 Saudi Arabia		9.3		5.0		14.4
 Denmark		7.6		3.8	0.8	12.2
 Spain		7.7			3.0	10.7
 Singapore		0.6			9.0	9.5
 Belgium		3.2		4.2	-0.1	7.4
 Korea, Republic of		5.9		0.9	0.1	6.9
 Kuwait		3.5	0.2		0.1	3.8
 China		1.5		0.3	1.7	3.6
 New Zealand	0.1	1.6	0.1		1.0	2.8
 Luxembourg		1.6		1.0		2.6
 Togo					1.8	1.8
 Hong Kong		1.3			0.3	1.6
 Bulgaria		1.3				1.3
 Iceland		0.5			0.7	1.2
All Other Donor Countries						10.5
<b>Grand total</b>	<b>11.1</b>	<b>370.0</b>	<b>23.0</b>	<b>75.1</b>	<b>212.8</b>	<b>702.4</b>

# Donor Response

## Top 20 National RC Societies, in Millions CHF

Selected Parameters	
Year / period:	2023/1-12

Refreshed on 25-Jun-2024 at 08:00

National RC Society	Hosted Projects	Humanitarian response	Regular Resources	Special purpose funds	Thematic	Grand total
<b>The Netherlands Red Cross</b>		39.2	1.1	4.1	6.2	50.6
From Government		16.5	1.1	4.1	4.6	26.3
<b>The Canadian Red Cross Society</b>		45.6		1.4	0.7	47.7
From Government		11.3		1.4		12.6
<b>British Red Cross</b>	0.3	32.7	0.5	3.0	2.3	38.7
From Government		4.6		2.4	-0.1	6.9
<b>American Red Cross</b>		26.9			2.8	29.7
From Government						
<b>Norwegian Red Cross</b>		13.6		6.9	4.9	25.4
From Government		13.3		6.9	2.2	22.4
<b>Japanese Red Cross Society</b>		21.2		0.1	4.0	25.3
From Government						
<b>Finnish Red Cross</b>		16.2		0.5	1.6	18.3
From Government		7.2			0.8	8.0
<b>Australian Red Cross</b>		10.7		2.1	2.7	15.5
From Government		4.5		2.0	1.3	7.7
<b>Austrian Red Cross</b>		11.7		1.8	0.1	13.6
From Government		4.6		1.8		6.4
<b>Saudi Arabian Red Crescent Society</b>		7.3		5.0	0.1	12.5
From Government		4.7		5.0		9.7
<b>Danish Red Cross</b>		7.5		3.8	0.8	12.1
From Government		4.4		3.7		8.1
<b>Swedish Red Cross</b>		3.9		3.2	0.4	7.5
From Government						
<b>Italian Red Cross</b>		3.0			2.3	5.4
From Government						
<b>Irish Red Cross Society</b>		5.2				5.3
From Government						
<b>Spanish Red Cross</b>		3.4			1.0	4.4
From Government						
<b>The Republic of Korea National Red Cross</b>		4.2			0.1	4.2
From Government						
<b>French Red Cross</b>		2.4			0.4	2.9
From Government					0.1	0.1
<b>Swiss Red Cross</b>		1.9			1.0	2.9
From Government						
<b>Kuwait Red Crescent Society</b>		2.1			0.1	2.2
From Government						
<b>Belgian Red Cross (Flanders)</b>		1.9		-0.1		1.9
From Government				-0.1		-0.1
All Other National RC Societies						13.9
<b>Grand total</b>	0.3	260.7	1.6	31.8	31.6	325.9

# Donor Response

Top Multilaterals, IFIs and INGOs Donors, in Millions CHF

Selected Parameters	
Year / period:	2023/1-12

Refreshed on 25-Jun-2024 at 08:00

Donor Group / Donor Name	Hosted Projects	Humanitarian response	Special purpose funds	Thematic	Grand total
<b>European Commission</b>		<b>11.2</b>	<b>6.7</b>	<b>81.2</b>	<b>99.0</b>
European Commission - DG ECHO		5.8	6.7	67.3	79.8
European Commission - INTPA				13.9	13.9
EU-Directorate General for Migration and Ho		5.4			5.4
EU DG NEAR				-0.1	-0.1
<b>ICRC</b>			<b>2.2</b>	<b>1.3</b>	<b>3.5</b>
ICRC			2.2	1.3	3.5
<b>Islamic Development Bank IsDB</b>		<b>2.0</b>			<b>2.0</b>
Islamic Development Bank IsDB		2.0			2.0
<b>The OPEC Fund for International Develop</b>		<b>2.0</b>			<b>2.0</b>
The OPEC Fund for International Developme		2.0			2.0
<b>Caribbean Biodiversity Fund</b>				<b>1.8</b>	<b>1.8</b>
Caribbean Biodiversity Fund				1.8	1.8
<b>United Nations</b>		<b>0.1</b>		<b>1.7</b>	<b>1.8</b>
UNHCR - UN Refugee Agency				1.0	1.0
UNICEF - United Nations Children's Fund		0.1		0.5	0.6
United Nations Foundation (UNF)				0.3	0.3
<b>Kuwait Society for Relief</b>		<b>1.4</b>			<b>1.4</b>
Kuwait Society for Relief		1.4			1.4
<b>GAVI Alliance</b>				<b>0.8</b>	<b>0.8</b>
GAVI Alliance				0.8	0.8
<b>Corporación Andina de Fomento(CAF)</b>				<b>0.2</b>	<b>0.2</b>
Corporación Andina de Fomento(CAF)				0.2	0.2
<b>The Impact Catalyst NPC</b>	<b>0.1</b>				<b>0.1</b>
The Impact Catalyst NPC	0.1				0.1
<b>The Muslim World League</b>		<b>-0.1</b>		<b>-0.1</b>	<b>-0.1</b>
The Muslim World League		-0.1		-0.1	-0.1
All Other Donors					-0.1
<b>Grand total</b>	<b>0.1</b>	<b>16.7</b>	<b>8.9</b>	<b>87.0</b>	<b>112.7</b>

# Donor Response

## Top 30 Governments, in Millions CHF

Selected Parameters	
Year / period:	2023/1-12

Refreshed on 25-Jun-2024 at 08:00

Government	Humanitarian response	Regular Resources	Special purpose funds	Thematic	Hosted Projects	Grand total
United States Government	20.0		5.0	22.7		47.7
Swiss Government	8.5	3.0	4.0	13.1		28.5
German Government			7.8	12.7		20.5
Irish Government	9.6	1.2	1.2	2.9		14.9
Japanese Government	6.3			4.1		10.5
Italian Government	4.3	0.8	0.9	4.3		10.4
British Government		10.2				10.2
Swedish Government	4.4	2.4	3.0			9.8
French Government	5.8	0.2	2.9			8.9
Spanish Government	4.3			1.9		6.3
Belgium Government	0.3		4.4			4.6
Republic of Korea Government	1.8		0.9			2.6
Luxembourg Government	1.5		1.0			2.5
New Zealand Government	1.0	0.1		0.6	0.1	1.9
the Togolese Republic				1.8		1.8
Chinese Government				1.6		1.6
Australian Government				1.1		1.1
Malaysian Government	0.9					0.9
Slovenia Government	0.4					0.4
Czech Government			0.1			0.2
Kuwait Government		0.2				0.2
Estonia Government	0.1					0.1
FIPOI-Fond.Immeubles Org.Int'l				0.1		0.1
Government of Malta						0.1
Liechtenstein Government	0.1					0.1
Lithuania Government			0.1			0.1
Monaco Government	0.1					0.1
Turkish Government				0.1		0.1
Austrian Government						
Canadian Government						
Grand Paris Sud						
Hungarian Government						
Indonesian Government						
The Republic of Cyprus						
All Other Governements						
<b>Grand total</b>	<b>69.6</b>	<b>18.2</b>	<b>31.3</b>	<b>67.0</b>	<b>0.1</b>	<b>186.1</b>

# Donor Response

## Top 30 Private Sector, in Millions CHF

Selected Parameters	
Year / period:	2023/1-12

Refreshed on 25-Jun-2024 at 08:00

Donor Name	Hosted Projects	Humanitarian response	Regular Resources	Special purpose funds	Thematic	Grand total
Asia-Europe Foundation (ASEF)					8.9	8.9
The Bloomberg Family Foundation Inc	6.0					6.0
International Development Research Centre					5.4	5.4
Bill & Melinda Gates Foundation					4.5	4.5
Z Zurich Foundation				0.1	3.5	3.6
Danone		3.4				3.4
FERNWOOD GROUP FUND	2.5					2.5
Estates - United Kingdom			2.4			2.4
Frankfurt School of Finance and Managemen				2.3		2.3
Fondation Botnar	2.2					2.2
Deloitte Global Services Limited		2.0				2.0
Johnson & Johnson foundation		1.1			0.9	2.0
Nestle		0.8	0.1	0.5		1.4
TikTok Pte. Ltd.		1.4				1.4
Accenture Inc.Foundation		1.3				1.3
On Line donations		1.0	0.2	0.1		1.3
Arab Banking Corporation		0.9				0.9
Coca Cola Foundation		0.9				0.9
Nike Foundation		0.9				0.9
ABB		0.7				0.7
Takeda Pharmaceutical Company Ltd		0.7				0.7
Airbnb, Inc.					0.6	0.6
Charities Aid Foundation		0.3	0.2		0.1	0.6
Microsoft		0.3			0.2	0.6
Novartis		0.5				0.5
Hewlett Packard Co. Foundation					0.4	0.4
Hoffman-La Roche		0.4				0.4
Lars Amundsen Foundation					0.4	0.4
Simón Bolívar Foundation/CITGO					0.4	0.4
Ericsson		0.3				0.3
KPMG International Cooperative(KPMG-I)		0.3				0.3
Prudence Foundation					0.3	0.3
Tahir Foundation		0.3				0.3
All Other Donors						4.1
<b>Grand total</b>	<b>10.7</b>	<b>17.5</b>	<b>2.9</b>	<b>3.0</b>	<b>25.6</b>	<b>59.8</b>