

Donor Response

Top 30 by Donor, in Millions CHF

Selected Parameters	
Year / period:	2019/1-2023/9998

Refreshed on 25-Jun-2024 at 08:01

The financial resources available to the IFRC come from 3 main sources: 1. statutory contributions from its member National Societies; 2. Voluntary contributions from its member National Societies, partners and donors, either unrestricted or to support specific humanitarian response and thematic activities; 3. Other income and cost recoveries.

This report provides an overview of voluntary contributions to the IFRC, it does not include statutory contributions from National Societies nor other income and cost recoveries. It includes contributions to the IFRC Plan of the relevant year (regular resources, thematic and special purposes funds*) and IFRC Emergency appeals.

*Special purpose funds are NSIA National Society Investment Alliance, FBA Forecast-Based Action Fund, CBF Capacity Building Fund, DREF Disaster Relief Emergency Funds).

Please note: This donor response report is organized by the year the partners commit the contribution; it does not correspond to the IFRC's statutory financial reporting, including the IFRC's Consolidated Financial Statements and the IFRC's annual accounts.

Donor	2019	2020	2021	2022	2023	Grand total
European Commission	571.2	485.0	39.6	441.0	100.5	1,637.4
United States Government	28.6	79.2	83.6	96.5	47.7	335.5
British Red Cross	28.7	68.3	15.3	82.0	38.7	233.0
Netherlands Red Cross	16.2	36.0	15.1	44.9	50.6	162.6
American Red Cross	21.4	21.9	7.5	67.3	29.7	147.7
The Canadian Red Cross Society	7.5	20.6	13.5	56.0	47.7	145.3
Swiss Government	9.4	16.3	21.6	11.7	28.5	87.5
Norwegian Red Cross	15.2	9.2	8.7	24.4	25.4	82.9
German Government	3.1	21.5	6.3	20.2	20.5	71.7
Swedish Red Cross	12.7	14.9	9.3	20.7	7.5	65.2
Japanese Government		21.7	11.2	20.0	10.5	63.3
Finnish Red Cross	5.9	7.6	9.2	21.4	18.3	62.3
Japanese Red Cross Society	5.2	3.2	4.7	23.5	25.3	61.9
Australian Red Cross	6.8	6.9	12.0	13.5	15.5	54.6
British Government	11.0	11.2	11.0	9.9	10.2	53.3
Swedish Government	7.1	7.2	7.6	13.3	9.8	45.0
Italian Government	3.9	7.6	9.7	6.0	14.3	41.6
Bill & Melinda Gates Foundation	2.3	10.3	3.5	7.9	4.5	28.5
Danish Red Cross	4.7	2.9	4.2	4.6	12.1	28.5
Irish Government	2.7	3.6	2.6	3.5	14.9	27.3
French Red Cross	0.3	1.4	0.8	20.9	2.9	26.2
United Nations	5.8	6.4	6.8	3.7	1.8	24.6
Austrian Red Cross	1.6	2.8	1.4	3.5	13.6	23.0
Belgium Government	1.8	3.1	9.2		4.6	18.7
Irish Red Cross Society	0.1	0.1	0.2	12.7	5.3	18.4
Italian Red Cross	1.0	0.8	2.7	7.9	5.4	17.8
Spanish Government	0.8	4.5	1.8	3.4	6.3	16.7
French Government		0.1	1.1	5.7	8.9	15.8
Swiss Red Cross	2.1	3.4	1.9	5.3	2.9	15.5
The Bloomberg Family Foundation Inc		5.5	5.5	-1.7	6.0	15.4
All Other Donors	42.5	65.2	45.2	70.5	116.2	339.6
Grand total	819.5	948.4	372.6	1,120.2	706.0	3,966.7































Donor Response

Top 30 Donor Countries, in Millions CHF

Selected Parameters	
Year / period:	2019/1-2023/9998

Refreshed on 25-Jun-2024 at 08:01

In this table, voluntary contributions are grouped by donor country (National Societies, Governments and Private Sector), with the exception of Multilateral Organizations that by definition are not associated to one specific country.

Donor Country	2019	2020	2021	2022	2023	Grand total
 European Commission	571.2	485.0	39.6	438.0	100.6	1,634.4
 United States of America (the)	59.4	132.4	107.9	183.6	98.3	581.7
 United Kingdom	39.5	86.2	27.7	98.5	58.1	310.0
 Switzerland	23.5	34.9	42.5	32.7	47.0	180.6
 Netherlands	16.9	39.2	16.2	46.2	50.6	169.1
 Canada	8.3	20.7	13.5	60.3	53.1	155.9
 Japan	5.2	26.0	15.9	46.2	36.4	129.8
 Sweden	19.8	22.4	16.9	34.5	17.6	111.3
 Norway	15.2	9.2	8.7	25.5	25.5	84.0
 Germany	4.0	24.2	8.7	20.7	22.4	79.9
 Finland	5.9	7.6	9.3	21.6	18.3	62.6
 Italy	5.1	8.5	12.5	14.8	20.4	61.3
 Australia	7.0	7.6	12.9	14.2	16.6	58.3
 France	0.5	4.0	2.3	28.0	15.4	50.2
 Ireland	2.8	3.8	2.8	16.3	20.8	46.4
 Austria	3.1	3.7	1.4	5.5	15.7	29.4
 Denmark	4.7	2.9	4.2	4.6	12.2	28.6
 Saudi Arabia	7.9	1.6	0.9	2.5	14.4	27.1
 Belgium	2.1	3.2	8.8	4.2	7.4	25.6
 Spain	1.0	6.0	2.6	4.4	10.7	24.7
 Korea, Republic of	4.3	2.5	3.9	1.6	6.9	19.1
 New Zealand	2.6	1.1	4.9	3.1	2.8	14.5
 Singapore	0.1	2.3		1.9	9.5	13.8
 Luxembourg	0.9	0.3	1.4	2.9	2.6	8.1
 China	0.4	1.7	1.5	0.9	3.6	8.0
 Kuwait	1.3	0.1	0.1	1.2	3.8	6.5
 Hong Kong	1.1	0.5	0.7	1.0	1.6	4.8
 Iceland	0.9	0.7	0.7	0.9	1.2	4.2
 Monaco	0.3	0.6	0.9	0.8	0.8	3.2
 Taiwan Red Cross Organisation	0.1	0.1	2.1	0.3	-0.1	2.5
All Other Donor Countries	4.4	9.5	1.4	3.3	12.0	30.7
Grand total	819.5	948.4	372.6	1,120.2	706.0	3,966.7

Donor Response

Top 20 National RC Societies, in Millions CHF

Selected Parameters	
Year / period:	2019/1-2023/9998

Refreshed on 25-Jun-2024 at 08:01

National RC Society	2019	2020	2021	2022	2023	Grand total
British Red Cross	28.7	68.3	15.3	82.0	38.7	233.0
From Government	16.3	53.1	7.2	47.0	6.9	130.5
The Netherlands Red Cross	14.3	36.0	15.1	44.9	50.6	160.8
From Government	9.6	15.6	9.5	28.0	26.3	88.9
American Red Cross	21.4	21.9	7.5	67.3	29.7	147.7
From Government						
The Canadian Red Cross Society	7.5	20.6	13.5	56.0	47.7	145.3
From Government	6.0	19.1	11.6	11.6	12.6	60.9
Norwegian Red Cross	15.2	9.2	8.7	24.4	25.4	82.9
From Government	10.7	6.8	7.2	22.8	22.4	69.8
Swedish Red Cross	12.7	14.9	9.3	20.7	7.5	65.2
From Government	1.1	0.2		0.7		2.1
Finnish Red Cross	5.9	7.6	9.2	21.4	18.3	62.3
From Government	3.9	4.2	6.1	1.7	8.0	23.8
Japanese Red Cross Society	5.2	3.2	4.7	23.5	25.3	61.9
From Government						
Australian Red Cross	6.8	6.9	12.0	13.5	15.5	54.6
From Government	2.9	4.9	10.6	6.4	7.7	32.6
Danish Red Cross	4.7	2.9	4.2	4.6	12.1	28.5
From Government	3.1	1.0	1.4	0.3	8.1	13.9
French Red Cross	0.3	1.4	0.8	20.9	2.9	26.2
From Government	0.1		0.2	0.5	0.1	0.9
Austrian Red Cross	1.6	2.8	1.4	3.5	13.6	23.0
From Government	0.1	2.4	0.9	2.9	6.4	12.7
Irish Red Cross Society	0.1	0.1	0.2	12.7	5.3	18.4
From Government						
Italian Red Cross	1.0	0.8	2.7	7.9	5.4	17.8
From Government	0.1					0.1
Swiss Red Cross	2.1	3.4	1.9	5.3	2.9	15.5
From Government			0.1			0.1
Saudi Arabian Red Crescent Society			-0.1		12.5	12.4
From Government					9.7	9.7
The Republic of Korea National Red Cros	2.7	1.4	1.1	1.0	4.2	10.3
From Government						
Spanish Red Cross	0.3	0.4	0.8	0.5	4.4	6.4
From Government						
German Red Cross	0.5	2.4	2.2	0.5	0.5	6.2
From Government	0.1	1.5	0.4	0.3	0.3	2.4
The China Red Cross Foundation	0.4	1.7	1.4	0.8	0.5	4.9
From Government	0.1				0.3	0.4
All Other National RC Societies	8.4	5.0	4.4	9.3	16.0	43.1
Grand total	131.4	205.8	111.9	411.3	322.9	1.183.3

Donor Response

Top Multilaterals, IFIs and INGOs Donors, in Millions CHF

Selected Parameters	
Year / period:	2019/1-2023/9998

Refreshed on 25-Jun-2024 at 08:01

Donor Group / Donor Name	2019	2020	2021	2022	2023	Grand total
European Commission	571.2	485.0	39.6	441.0	100.5	1,637.4
European Commission - DG ECHO	558.9	447.0	39.5	407.1	79.8	1,532.4
EU-DG SANTE		34.9		30.8		65.8
European Commission - INTPA		3.1	0.3		15.4	18.8
EU Trust Fund	12.3	-0.1	-0.3			12.0
EU-Directorate General for Migration and Ho					5.4	5.4
EU DG NEAR				3.0	-0.1	2.9
United Nations	5.8	6.4	6.8	3.7	1.8	24.5
UNHCR - UN Refugee Agency	2.8	2.8	4.1	1.0	1.0	11.6
UNICEF - United Nations Children's Fund	1.7	1.8	0.8	2.3	0.6	7.1
WHO - World Health Organization	0.3	0.1	2.0			2.3
UNOCHA-UN Office Coordination Humanitar		1.1				1.1
UNDP - United Nations Development Progra	0.6			0.1		0.8
UNDRR-United Nations Office for Disaster R		0.6				0.6
United Nations Foundation (UNF)	0.2			0.2	0.3	0.6
WFP - World Food Programme	0.3	0.1				0.3
UNEP - United Nations Environment Progra				0.1		0.1
ICRC	3.1	3.2	2.8	2.2	3.5	14.8
ICRC	3.1	3.2	2.8	2.2	3.5	14.8
Islamic Development Bank IsDB	7.9	0.6	0.8	0.7	2.0	11.8
Islamic Development Bank IsDB	7.9	0.6	0.8	0.7	2.0	11.8
The OPEC Fund for International Develop	1.5	0.9		1.0	2.0	5.4
The OPEC Fund for International Developme	1.5	0.9		1.0	2.0	5.4
GAVI Alliance	2.6	-0.1			0.8	3.3
GAVI Alliance	2.6	-0.1			0.8	3.3
Kuwait Society for Relief				1.1	1.4	2.5
Kuwait Society for Relief				1.1	1.4	2.5
World Bank		2.2	0.1			2.3
World Bank		2.2	0.1			2.3
Caribbean Biodiversity Fund					1.8	1.8
Caribbean Biodiversity Fund					1.8	1.8
The Muslim World League				1.9	-0.1	1.7
The Muslim World League				1.9	-0.1	1.7
Atlantic Council				0.5		0.5
Atlantic Council				0.5		0.5
Innovative Vector Control Consortium		0.4				0.4
Innovative Vector Control Consortium		0.4				0.4
The Indus Hospital (TIH)	0.4					0.4
The Indus Hospital (TIH)	0.4					0.4
Vital Strategies	0.4					0.4
Vital Strategies	0.4					0.4
World Organisation of the Scout Movemen			0.4			0.4
World Organisation of the Scout Movement			0.4			0.4
Asian Football Confederation		0.3				0.3
Asian Football Confederation		0.3				0.3
UN WOMEN	0.3					0.3
UN WOMEN	0.3					0.3
Center for Disaster Philanthropy			0.2			0.2
Center for Disaster Philanthropy			0.2			0.2
Corporación Andina de Fomento(CAF)					0.2	0.2
Corporación Andina de Fomento(CAF)					0.2	0.2
Elrha		0.2				0.2
Elrha		0.2				0.2

UN Economic & Social Comm for Asia&Th	0.2					0.2
UN Economic & Social Comm for Asia&The	0.2					0.2
All Other Donors	-0.2	0.4	0.2		0.1	0.5
Grand total	593.3	498.8	50.7	452.0	114.0	1.708.8

Donor Response

Top 30 Governments, in Millions CHF

Selected Parameters	
Year / period:	2019/1-2023/9998

Refreshed on 25-Jun-2024 at 08:01

Government	2019	2020	2021	2022	2023	Grand total
United States Government	28.6	79.2	83.6	96.5	47.7	335.5
Swiss Government	9.4	16.3	21.6	11.7	28.5	87.5
German Government	3.1	21.5	6.3	20.2	20.5	71.7
Japanese Government		21.7	11.2	20.0	10.5	63.3
British Government	11.0	11.2	11.0	9.9	10.2	53.3
Swedish Government	7.1	7.2	7.6	13.3	9.8	45.0
Italian Government	3.9	7.6	9.7	6.0	14.3	41.6
Irish Government	2.7	3.6	2.6	3.5	14.9	27.3
Belgium Government	1.8	3.1	9.2		4.6	18.7
Spanish Government	0.8	4.5	1.8	3.4	6.3	16.7
French Government		0.1	1.1	5.7	8.9	15.8
New Zealand Government	1.6	0.7	4.6	1.0	1.9	9.8
Republic of Korea Government	1.6	1.1	2.8	0.7	2.6	8.8
Luxembourg Government	0.7	0.2	1.1	2.1	2.5	6.5
Netherlands Government		3.2	1.1			4.4
Australian Government	0.2	0.3	0.9	0.7	1.1	3.2
the Togolese Republic					1.8	1.8
Chinese Government					1.6	1.6
Czech Government	0.2	0.7	0.1	0.1	0.2	1.3
Saudi Arabia Government		1.0	0.2			1.2
Austrian Government				1.0		1.0
Directorate Malaria Control (DoMC)	1.0					1.0
Malaysian Government				0.1	0.9	0.9
Slovenia Government	0.2	0.1		0.2	0.4	0.9
Lithuania Government	0.1	0.2	0.2	0.1	0.1	0.8
Estonia Government		0.1	0.1		0.1	0.4
The Russian Government	0.2			0.2		0.4
Government of Malta		0.1		0.1	0.1	0.3
Hungarian Government	0.1	0.1	0.1			0.3
Turkish Government	0.1	0.1	0.1	0.1	0.1	0.3
All Other Governements	0.4	0.5	0.2	0.2	0.6	1.7
Grand total	74.2	183.7	176.8	196.7	189.5	821.0

Donor Response

Top 30 Private Sector, in Millions CHF

Selected Parameters	
Year / period:	2019/1-2023/9998

Refreshed on 25-Jun-2024 at 08:01

Donor Name	2019	2020	2021	2022	2023	Grand total
Bill & Melinda Gates Foundation	2.3	10.3	3.5	7.9	4.5	28.5
The Bloomberg Family Foundation Inc		5.5	5.5	-1.7	6.0	15.4
Nestle	1.0	4.2	4.2	1.3	1.4	12.1
Johnson & Johnson foundation		4.3	1.0	4.7	2.0	12.0
Asia-Europe Foundation (ASEF)					8.9	8.9
Z Zurich Foundation	0.8	0.9	1.5	1.3	3.6	8.1
Fondation Botnar		1.3	2.8	1.7	2.2	7.9
Coca Cola Foundation	0.9	2.4	0.5	2.4	0.9	7.0
FERNWOOD GROUP FUND		1.8	2.6	-0.9	2.5	5.9
International Development Research Centre					5.4	5.4
Interogo Holding				5.1		5.1
Mastercard Foundation				4.3		4.3
Danone				0.7	3.4	4.1
Takeda Pharmaceutical Company Ltd				2.3	0.7	3.0
Charities Aid Foundation	0.1	0.9		1.1	0.6	2.6
Procter & Gamble		0.9	0.1	1.4	0.2	2.6
Estates - United Kingdom				0.1	2.4	2.5
FIA Foundation		1.1	0.5	0.5		2.1
Lars Amundsen Foundation	0.3	0.4	0.4	0.6	0.4	2.1
Deloitte Global Services Limited					2.0	2.0
Simón Bolívar Foundation/CITGO		0.5		1.1	0.4	2.0
Tides Foundation		1.1	0.9			2.0
Accenture Inc.Foundation				0.5	1.3	1.8
On Line donations	-0.2	0.2	0.1	0.5	1.3	1.8
Mondelez International Foundation	0.3	0.2	0.3	0.9		1.7
Qatar Supreme Committee for Delivery & Le		1.5				1.5
TikTok Pte. Ltd.			0.1		1.4	1.5
Airbnb, Inc.	0.6			0.1	0.6	1.3
Frankfurt School of Finance and Manageme					1.3	1.3
ABB				0.5	0.7	1.2
London Stock Exchange Group (LSEG)		1.2				1.2
White and Case, LLP			0.2	0.9	0.1	1.2
All Other Donors	6.0	15.6	4.3	13.4	8.6	48.0
Grand total	6.1	38.6	24.1	37.3	54.2	160.1