

Reading Review Buddies

a reading review resource



Level 3 Practice Sheet

puddle	apple	little	tickle	saddle
battle	freckle	bottle	uncle	simple
bubble	waffle	middle	chuckle	nibble
candle	sparkle	paddle	waddle	giggle
dimple	gentle	pickle	sample	single
drizzle	handle	puzzle	wiggle	sprinkle
jungle	juggle	rattle	very	only

Sentences

The gentle horse did not like the hard saddle.

Judy nibbled on her apple like a chipmunk.

Who put the waffles in the middle of the yard?

The spy could not solve the simple puzzle by himself.

Does Bobby giggle when you tickle his feet?

We love to blow soap bubbles into the air!

16 Ways to Make Practice Sheets Fun

© 2018 by All About® Learning Press, Inc.


22

by
Marie Rippel


ALL ABOUT Reading

Reading Review Buddies

Reading is always more fun with a buddy and our mascots are here to help! Use the character that correlates with your current reading level or have your child pick a favorite to help him with his next practice session.



Assembly Instructions

1. Print the viewfinders on pages 3-4 (color) or 6-7 (black-and-white).
2. Print the reading buddies on page 5 (color) or page 8 (black-and-white).
3. Cut the viewfinders and reading buddies along the dotted lines. Cut out the white viewing area in the middle of each viewfinder.
4. For added sturdiness, laminate the viewfinders and reading buddies.
5. Attach the reading buddies to jumbo wooden craft sticks with glue. Hot glue is recommended if your buddies have been laminated.



How to Use the Viewfinders



1. Place the viewfinder on the page so that the words appear in the empty space in the center of the viewfinder.
2. To reduce distraction, try making just one word or phrase visible at a time, sliding the viewfinder forward after each word or phrase is read correctly. Progress to showing an entire row only when your child is ready. Which method does *your* child prefer?

How to Use the Reading Buddies



Option 1: Have your child read through the practice sheet while holding his reading buddy and reading in his buddy's voice!



Option 2: Grab your own buddy and take turns reading through the practice sheet with your child. Be creative and see how many different buddy voices you can come up with!















ALL ABOUT[®] Reading

The program that takes the struggle out of reading

Did you enjoy this activity? Then you'll love *All About[®] Reading!*

All About Reading is a fun and engaging program that starts with essential pre-reading skills and continues on to teach all five key components of reading. It contains everything your student needs to become a fluent reader for life!

- Multisensory Orton-Gillingham approach
- Lightly scripted “open and go” lesson plans
- Mastery-based with no gaps
- Suitable for all ages and learning styles
- 100% guarantee and lifetime support



To learn more about *All About[®] Reading*, please visit
www.AllAboutReading.com
or call us at 715-477-1976.