



# **AWS administration**

## Cloud Volumes ONTAP

NetApp  
May 09, 2024

# Table of Contents

- AWS administration ..... 1
  - Change the EC2 instance type for Cloud Volumes ONTAP ..... 1
  - Change route tables for HA pairs in multiple AZs ..... 2

# AWS administration

## Change the EC2 instance type for Cloud Volumes ONTAP

You can choose from several instance or types when you launch Cloud Volumes ONTAP in AWS. You can change the instance type at any time if you determine that it is undersized or oversized for your needs.

### About this task

- Automatic giveback must be enabled on a Cloud Volumes ONTAP HA pair (this is the default setting). If it isn't, then the operation will fail.

[ONTAP 9 Documentation: Commands for configuring automatic giveback](#)

- Changing the instance type can affect AWS service charges.
- The operation restarts Cloud Volumes ONTAP.

For single node systems, I/O is interrupted.

For HA pairs, the change is nondisruptive. HA pairs continue to serve data.



BlueXP gracefully changes one node at a time by initiating takeover and waiting for give back. NetApp's QA team tested both writing and reading files during this process and didn't see any issues on the client side. As connections changed, we did see retries on the I/O level, but the application layer overcame these short "re-wire" of NFS/CIFS connections.

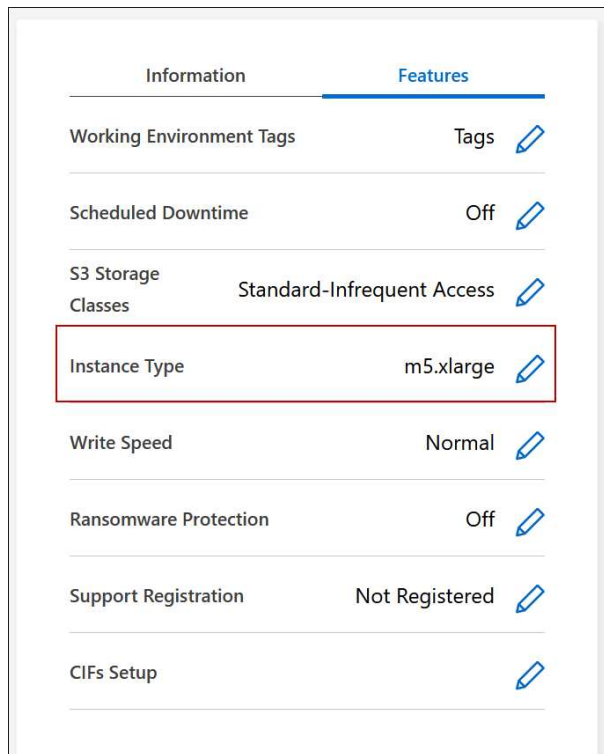
### Reference

For a list of supported instance types in AWS, see [Supported EC2 instances](#).

If you can't change the instance type from c4, m4, or r4 instances, see KB article "[Unable to change the instance type from r4 to r5 with disk count error](#)".

### Steps

1. On the Canvas page, select the working environment.
2. On the Overview tab, click the Features panel and then click the pencil icon next to **Instance type**.



- a. If you are using a node-based PAYGO license, you can optionally choose a different license and instance type by clicking the pencil icon next to **License type**.
3. Choose an instance type, select the check box to confirm that you understand the implications of the change, and then click **Change**.

### Result










Cloud Volumes ONTAP reboots with the new configuration.

## Change route tables for HA pairs in multiple AZs

You can modify the AWS route tables that include routes to the floating IP addresses for an HA pair that's deployed in multiple AWS Availability Zones (AZs). You might do this if new NFS or CIFS clients need to access an HA pair in AWS.

### Steps

1. On the Canvas page, select the working environment.
2. On the Overview tab, click the Features panel and then click the pencil icon next to **Route tables**.

INFORMATION		FEATURES
Working Environment Tags	5 Tags	
CIFS Setup	Not Configured	
Scheduled Downtime	Off	
S3 Storage Class	Standard-Infrequent Access	
Instance Type	m5.xlarge	
Write Speed	Normal	
Ransomware Protection	Off	
Support Registration	Not Registered	
Route Tables	1 Route Tables	

3. Modify the list of selected route tables and then click **Save**.

#### Result

BlueXP sends an AWS request to modify the route tables.

## Copyright information

Copyright © 2024 NetApp, Inc. All Rights Reserved. Printed in the U.S. No part of this document covered by copyright may be reproduced in any form or by any means—graphic, electronic, or mechanical, including photocopying, recording, taping, or storage in an electronic retrieval system—without prior written permission of the copyright owner.

Software derived from copyrighted NetApp material is subject to the following license and disclaimer:

THIS SOFTWARE IS PROVIDED BY NETAPP “AS IS” AND WITHOUT ANY EXPRESS OR IMPLIED WARRANTIES, INCLUDING, BUT NOT LIMITED TO, THE IMPLIED WARRANTIES OF MERCHANTABILITY AND FITNESS FOR A PARTICULAR PURPOSE, WHICH ARE HEREBY DISCLAIMED. IN NO EVENT SHALL NETAPP BE LIABLE FOR ANY DIRECT, INDIRECT, INCIDENTAL, SPECIAL, EXEMPLARY, OR CONSEQUENTIAL DAMAGES (INCLUDING, BUT NOT LIMITED TO, PROCUREMENT OF SUBSTITUTE GOODS OR SERVICES; LOSS OF USE, DATA, OR PROFITS; OR BUSINESS INTERRUPTION) HOWEVER CAUSED AND ON ANY THEORY OF LIABILITY, WHETHER IN CONTRACT, STRICT LIABILITY, OR TORT (INCLUDING NEGLIGENCE OR OTHERWISE) ARISING IN ANY WAY OUT OF THE USE OF THIS SOFTWARE, EVEN IF ADVISED OF THE POSSIBILITY OF SUCH DAMAGE.

NetApp reserves the right to change any products described herein at any time, and without notice. NetApp assumes no responsibility or liability arising from the use of products described herein, except as expressly agreed to in writing by NetApp. The use or purchase of this product does not convey a license under any patent rights, trademark rights, or any other intellectual property rights of NetApp.

The product described in this manual may be protected by one or more U.S. patents, foreign patents, or pending applications.

LIMITED RIGHTS LEGEND: Use, duplication, or disclosure by the government is subject to restrictions as set forth in subparagraph (b)(3) of the Rights in Technical Data -Noncommercial Items at DFARS 252.227-7013 (FEB 2014) and FAR 52.227-19 (DEC 2007).

Data contained herein pertains to a commercial product and/or commercial service (as defined in FAR 2.101) and is proprietary to NetApp, Inc. All NetApp technical data and computer software provided under this Agreement is commercial in nature and developed solely at private expense. The U.S. Government has a non-exclusive, non-transferrable, nonsublicensable, worldwide, limited irrevocable license to use the Data only in connection with and in support of the U.S. Government contract under which the Data was delivered. Except as provided herein, the Data may not be used, disclosed, reproduced, modified, performed, or displayed without the prior written approval of NetApp, Inc. United States Government license rights for the Department of Defense are limited to those rights identified in DFARS clause 252.227-7015(b) (FEB 2014).

## Trademark information

NETAPP, the NETAPP logo, and the marks listed at <http://www.netapp.com/TM> are trademarks of NetApp, Inc. Other company and product names may be trademarks of their respective owners.