

Model Pro  
Series

 **DIPLOMAT  
DENTAL  
SOLUTIONS**

**The first smart  
dental units.**



**Model Pro 500.**



**Model Pro 700.**  
(with 6 instruments)



**Model Pro 600.**



**Model Pro 800.**  
(with 6 instruments)



# Enter the era of smart dentistry.

The world is rapidly moving towards digitalization, and dentistry is no exception. Electronic health records, digital imaging, and AI-driven technologies have already transformed the dental landscape.

**Smart dental units** are the logical next step in this evolution. Intuitive tablet controls provide dentists with seamless access to patient records, treatment plans, and educational materials. Enhanced patient education tools enable dentists to communicate complex procedures more effectively, fostering a deeper understanding and trust with patients.



# Smart, smarter,



# Model Pro.

## Smart in communication.

Meet the first dental unit controlled by a mobile app on your tablet. Interactive software empowers patients to be active participants in their treatment decisions. Instill confidence and build lasting relationships.

## Smart in ergonomics.

Thoughtful design and adjustability options offer you optimal comfort during procedures, reducing strain and fatigue. Maintain peak performance and deliver top-quality care.

## Smart in daily dental operations.

Smart dental units streamline daily operations, from patient scheduling and billing to inventory management. Digitize your workflow and free up your valuable time.



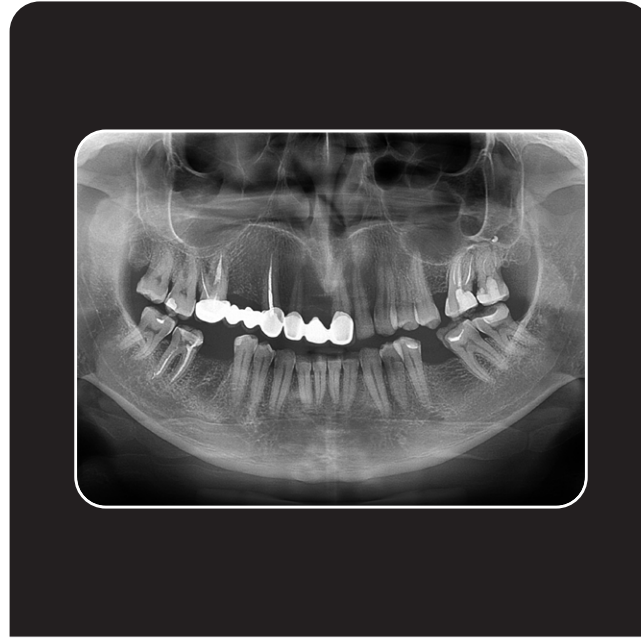
# Smart in communication.

Impress your patients with your newfound digital expertise. Present their treatment plan or educate them about hygiene or prevention using state-of-the-art tools. Apps, images, slides, or videos will support you to showcase your competence and confidence.



## Patient education.

Educational videos, software, or presentation are always at your side. Teach your patients about oral care in an easy and interactive way.



## Imaging software integration.

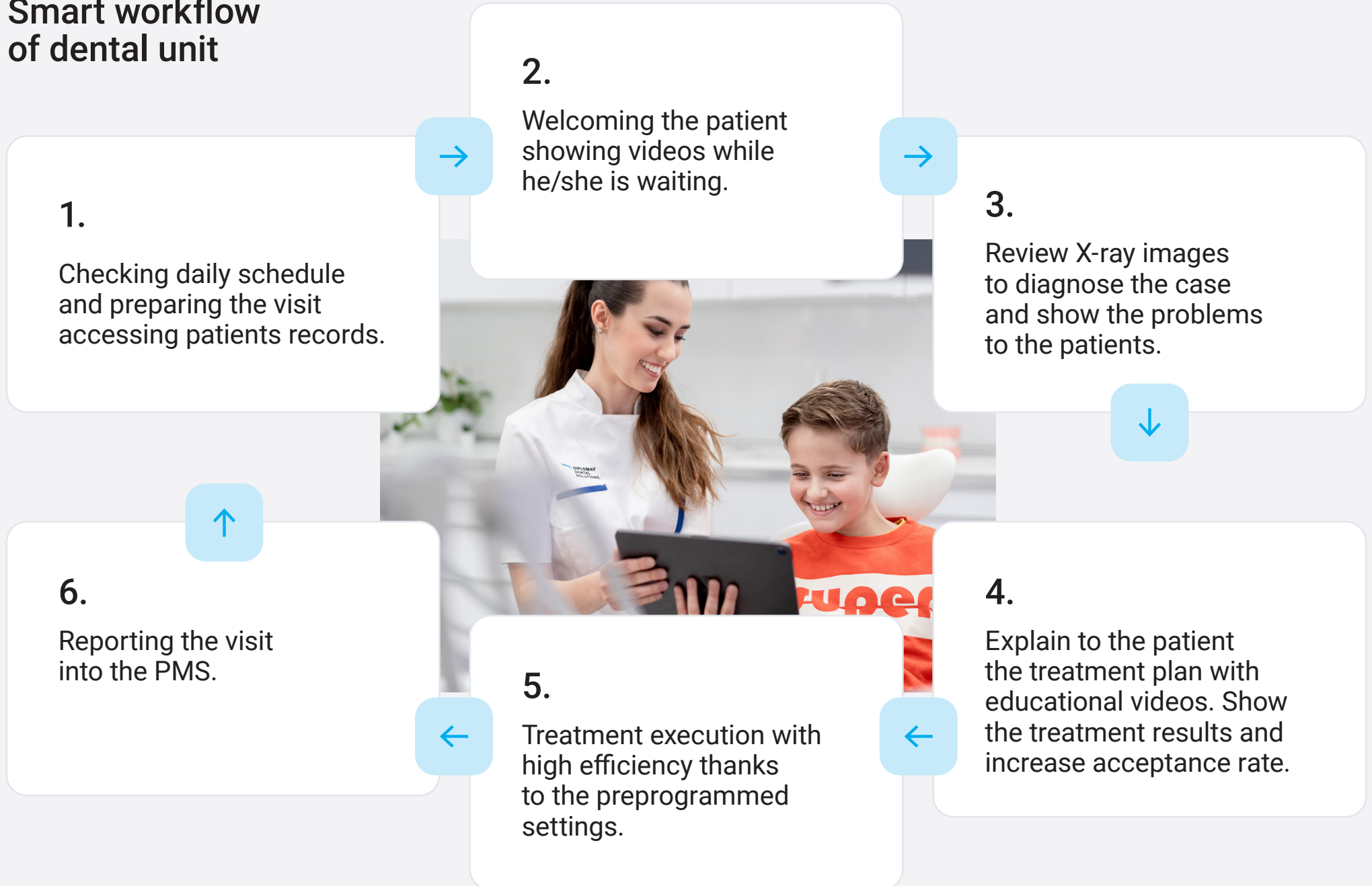
Pull your scans out on the tablet screen and consult with your patients. In a matter of few taps.



## Patient management.

No need to run from the dental unit to your desk just to check the treatment history. You can use your patient management software directly on the tablet.

# Smart workflow of dental unit









# Smart in ergonomics.

The majority of dental staff suffer from back pain and carpal tunnel syndrome. Our design philosophy is based on the belief, that your daily work should never put a heavy toll on your body. We also apply the same principles to patients. Lead a healthy and balanced work life with our smart ergonomic solutions.



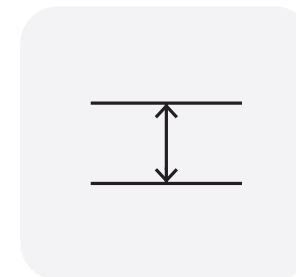
## Some of the ergonomic highlights:



The dental unit's arms are ergonomically adapted for your daily work.



The backrest allows the sideways movement of the patient's upper body.



Minimum backrest thickness to allow dentists to get close to the patient's head.

## Model Pro takes care of you.

It's not just your patients but you that deserve the best. Musculoskeletal problems appear to be the leading cause of dental practitioners' premature retirement from practice.

Great ergonomics are essential for your long-term health. Model Pro meets all the conditions for ergonomic work, from palatine treatment to operational positions.



The dentist's and assistant's elements can get incredibly close for a two-handed treatment at the 12 o'clock position.



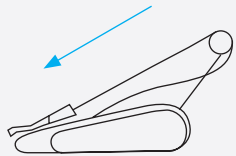
The assistant's element can free the space for four-handed treatment.

# Up or down? Up to you!

Continental style.

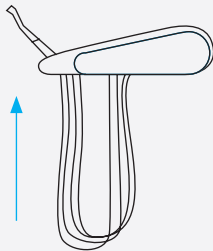


Traditional style.




**Continental Style**

Upper hose delivery system.



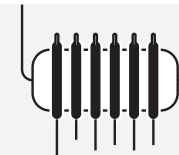
**Traditional Style**

Lower hose delivery system.



5 instruments table is by default on:

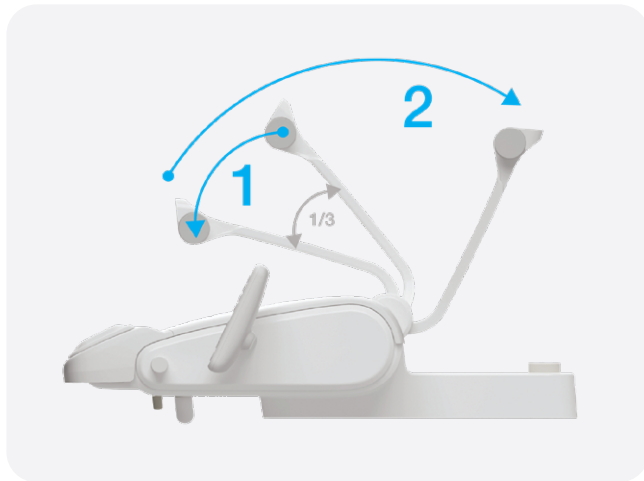
**Model Pro 500 & 600**



6 instruments table is by default on:

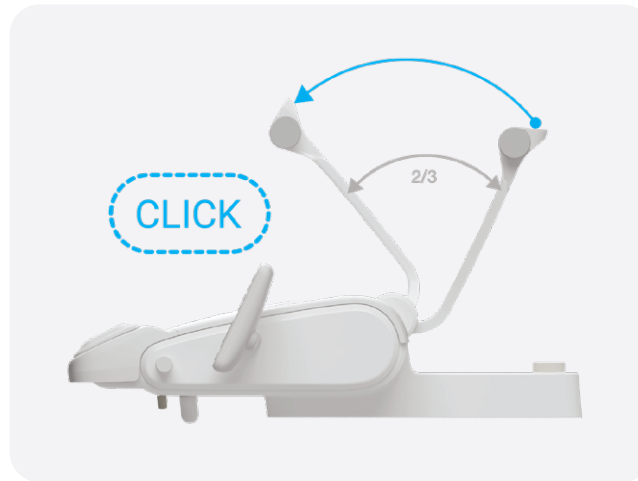
**Model Pro 700 & 800**

# Preserve your health.



## No pull-back.

The instrument arm system generates no traction on the dentist's arms and wrists. It ensures smooth and ergonomic work without any pulling back force.



## Smooth & easy movement.

Thanks to the pneumatic break in the dentist element pantographic arm and rolling bearings on rotary components.



## Hold the whip hand.

The dentist element in Continental style version can be equipped with an instrument arm locking system for even greater comfort.

Simply pull them toward you and the system unlocks to return the instrument to its rest position.

# Love at first seat.

Model Pro's design follows ergonomic principles to ensure comfortable experience for you and your patients.

- a) The backrest is wide enough to ensure patients' upper body side movement.
- b) For the most demanding dentist, a 3D headrest is essential to allow a lateral flexion position of the patient head.

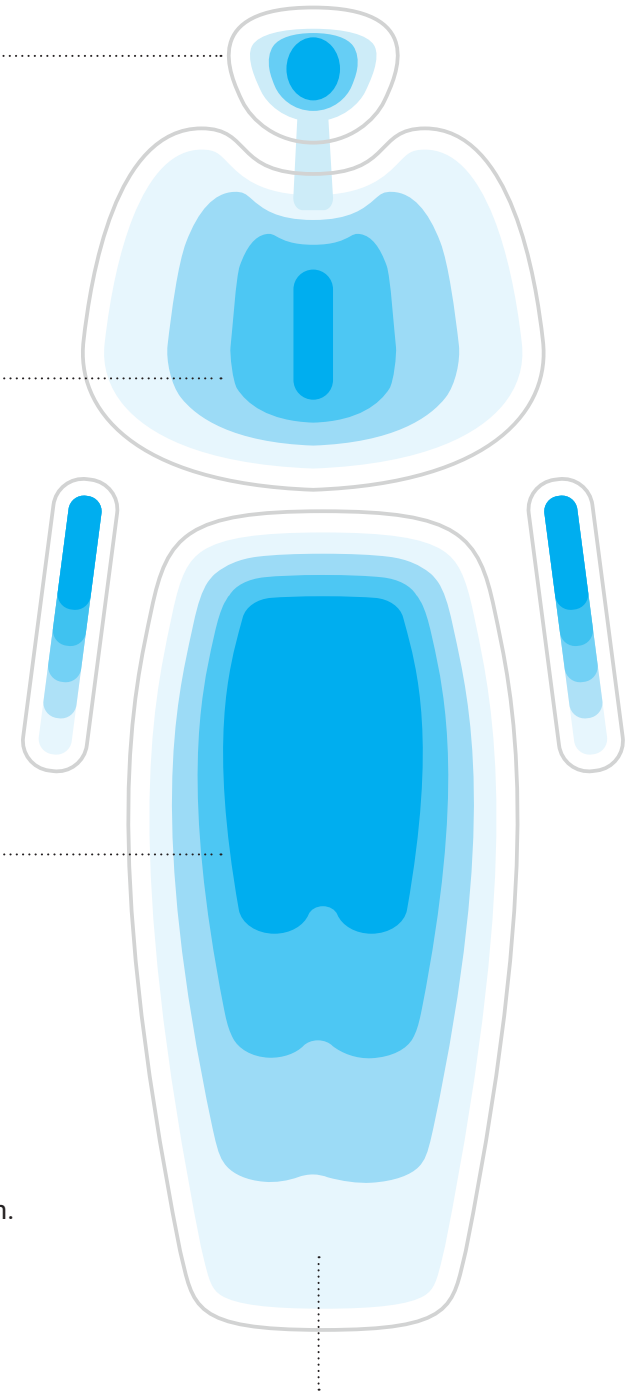
**Headrest accepts** and copies the shape of the neck and head of any patient.

**Shoulders naturally drop** so as to ensure a comfortable back position.

**Seat and backrest** relieve the patient and make them feel supported.

**The Trendelenburg position in a standard feature.**

**Lying position** with legs fully supported and arms resting comfortably to enhance relaxation.

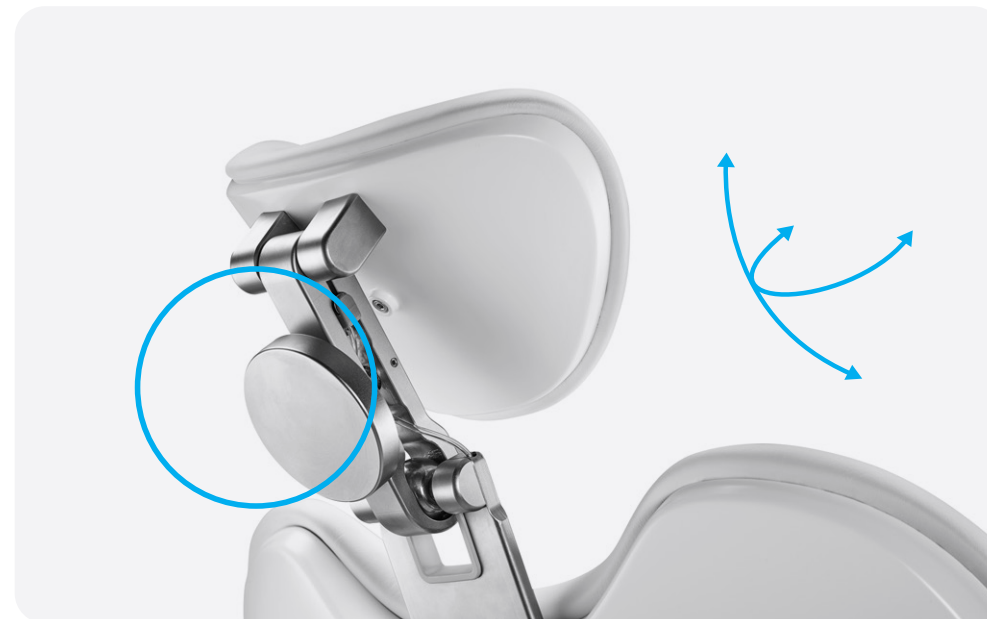




## 2D Mechanical headrest

Standard  
equipment

The mechanical headrest incline is set by releasing the lever located on the back of the headrest. After reaching the desired position, the back-rest must be locked again with the lever.



## 3D Pneumatic headrest

Optional  
equipment

The pneumatic back-rest incline is set by pressing the pneumatic brake button. When the desired position is reached, release the pneumatic brake button.

Height setting is performed mechanically, by pulling or pressure in the direction of the setting.

## Foot controller support.

Improve your posture and ergonomics during work hours using compatible foot controllers.

You can choose both wired and wireless options wireless foot controller has an average battery lifespan of 2 to 3 months the recharging process takes 24 hours use your your dental unit without limitations.



### NOK

Configurable via Diplomat Connect App.



### UNO

Configurable via Diplomat Connect App. Recommended for optimal body posture.



### SWING

Horizontally operated multifunction foot pedal for controlling instruments, chair, and water unit. With Improved ergonomics and easy control of the instruments' spray with the lever.



## And yet it moves!

Model Pro's spittoon bowl comes in two versions. The rotary bowl can be either mechanical or electronic.



## What light will you turn on?

You can choose from the XENOS or the MAIA dental lamps. The Xenos lamp reaches up to 26.000 Lux. The MAIA lamp up to 35.000 Lux and CRI>95. Both lamps have hands-free operation functions thanks to the no-touch sensor.



## An extra arm comes in handy.

Assistant's element comes with either basic or pantographic arm. Upgrade to pantographic arm to give your team even more workspace.





# Smart in daily dental operations.

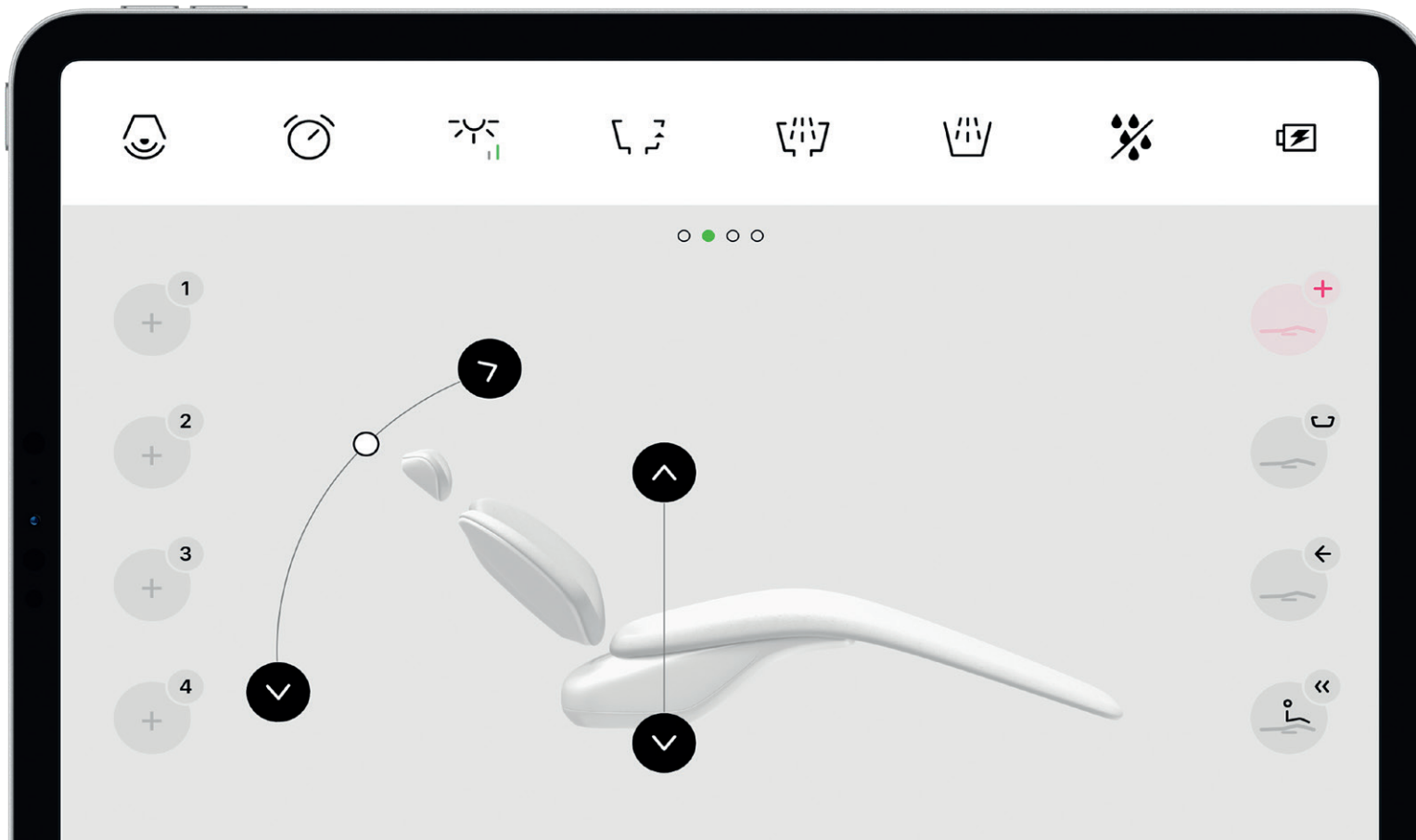
The future in now. Digitize your daily operations with Model Pro and its smart features that will not only improve your daily workflow but will also amaze your patients.



## Diplomat Connect app.

Imagine having an extra team member whose task is to memorize and set up even the tiniest details to make your workday as comfortable as possible; without the payroll. That is exactly what the Diplomat Connect app does.

The Diplomat Connect app is integrated into the Model Pro and helps **control and automate the dental unit** and smart instruments with just a few taps. The application runs on a companion tablet device and is connected with the dental unit via Bluetooth.



## Operate the unit.

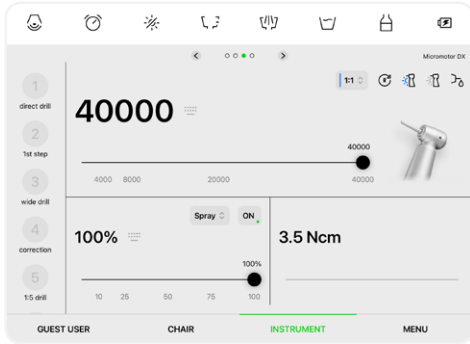
Operate the unit. In a easy, intuitive, yet modern way. Save your desired workflow for even better performances.

## Control dental unit's instruments.

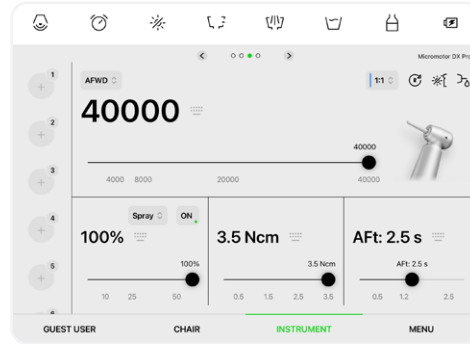
The user interface will give you quick access to all instruments settings.

## Flexible and Open solution.

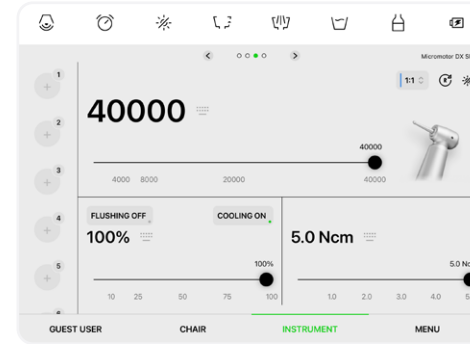
Use the tablet as unique source to access patient's data, x-ray images, photos and increase the treatment acceptance rate.



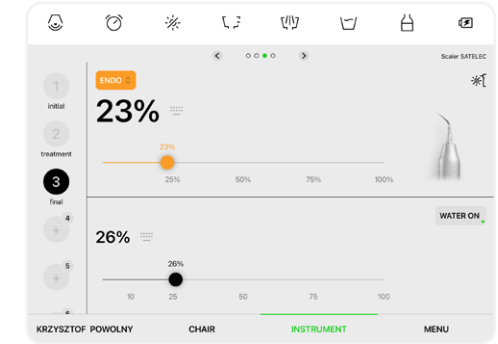
Micromotor



Integrated ENDO function



Intergrated Implant function



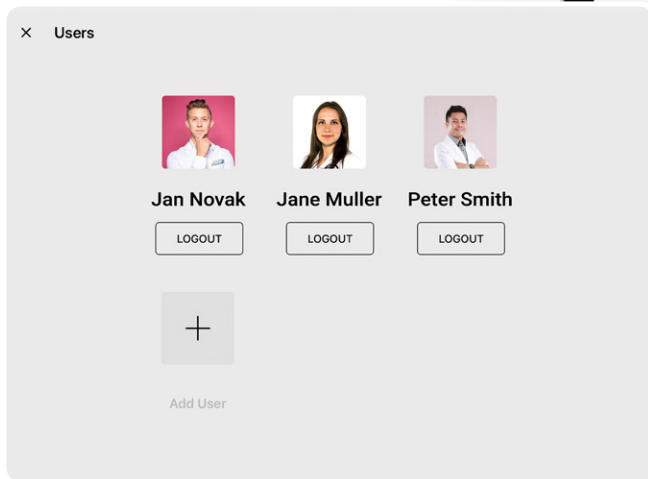
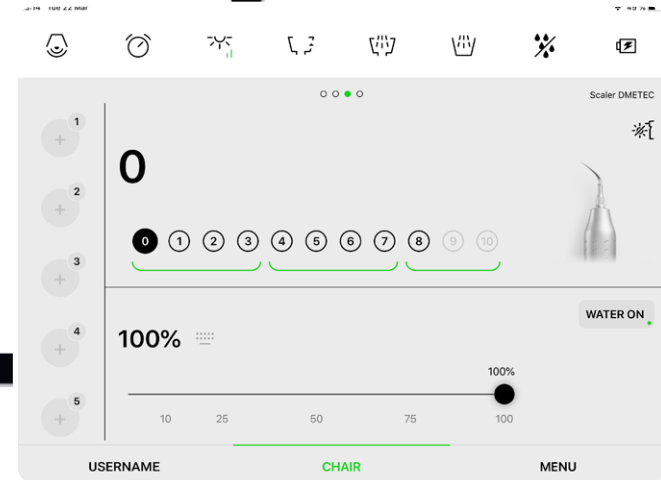
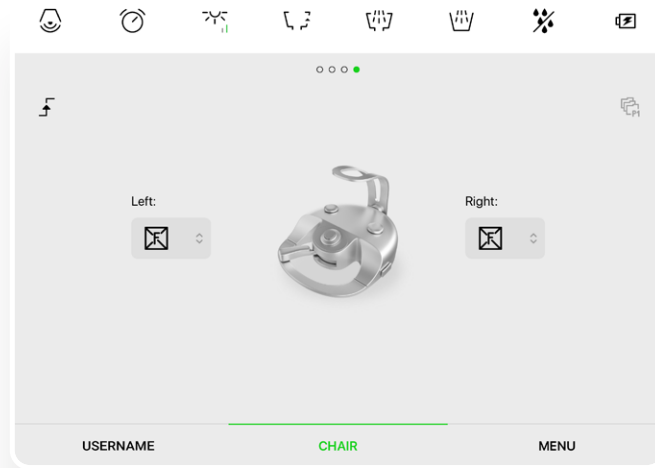
Scaler settings

## Pick your scaler.

The selection of scalers compatible with Model Pro includes:

Scaler	PERIO	ENDO	SCALING & GENERAL	BOOST
Satelec SP Xinetic	•	•	•	
Satelec NEWTRON	•	•	•	•
Satelec NEWTRON LED	•	•	•	•
NSK VA170	•	•	•	
NSK VA170 LED	•	•	•	
WOODPECKER		•	•	

EMS The EMS scalers do not have specific functions. Their intensity range in from 0 – 10, which covers all modes.



## Choose your player.

Everyone gets a unique and personalized experience using the Model Pro. Setup your dental unit's chair positions, instrument parameters, light, hygiene, and much more. You can create an unlimited amount of presets and accounts to suit all your team's needs.

## Like clockwork.

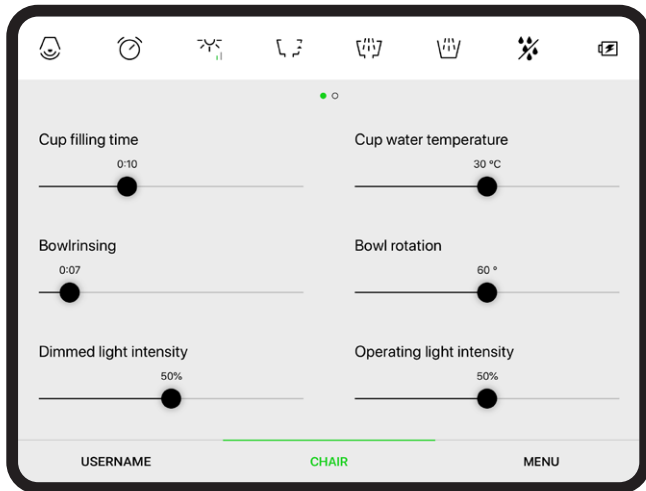
Diplomat Connect app does the basic diagnostics automatically. It can analyze and send information on errors to our technicians and keeps your dental unit's firmware always up-to-date. This significantly decreases the downtime of your Model Pro.

## We have your back.

We understand that accidents do happen. But do not worry, in case your tablet device breaks, all your presets are safely stored online. You only have to set it up once.

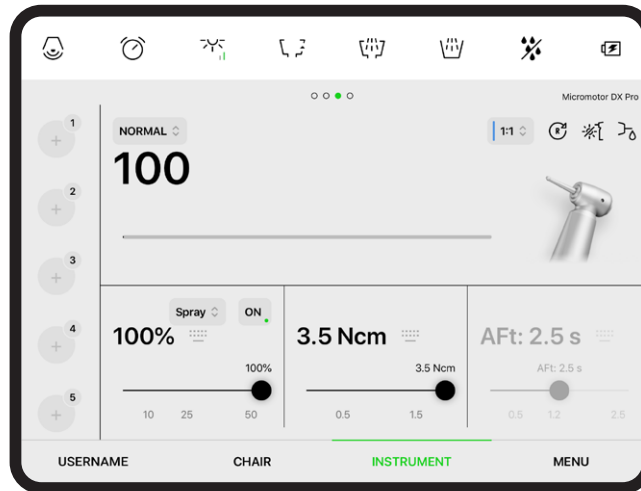


# Save your time.



## Customizable treatment presets.

Pre-program chair positions, instrument settings, and lighting preferences for common procedures. This feature minimizes separation time and ensures a consistent and optimized workflow for different treatments.



## Automated instrument switching.

Transition seamlessly between different instruments and call the preset settings with a simple command, streamlining the treatment process and saving precious chair time.



## Integrated digital imaging.

You can now efficiently capture intraoral images or X-rays without leaving the patient's side, eliminating the need to move between different devices or rooms.




## Easy convertibility.

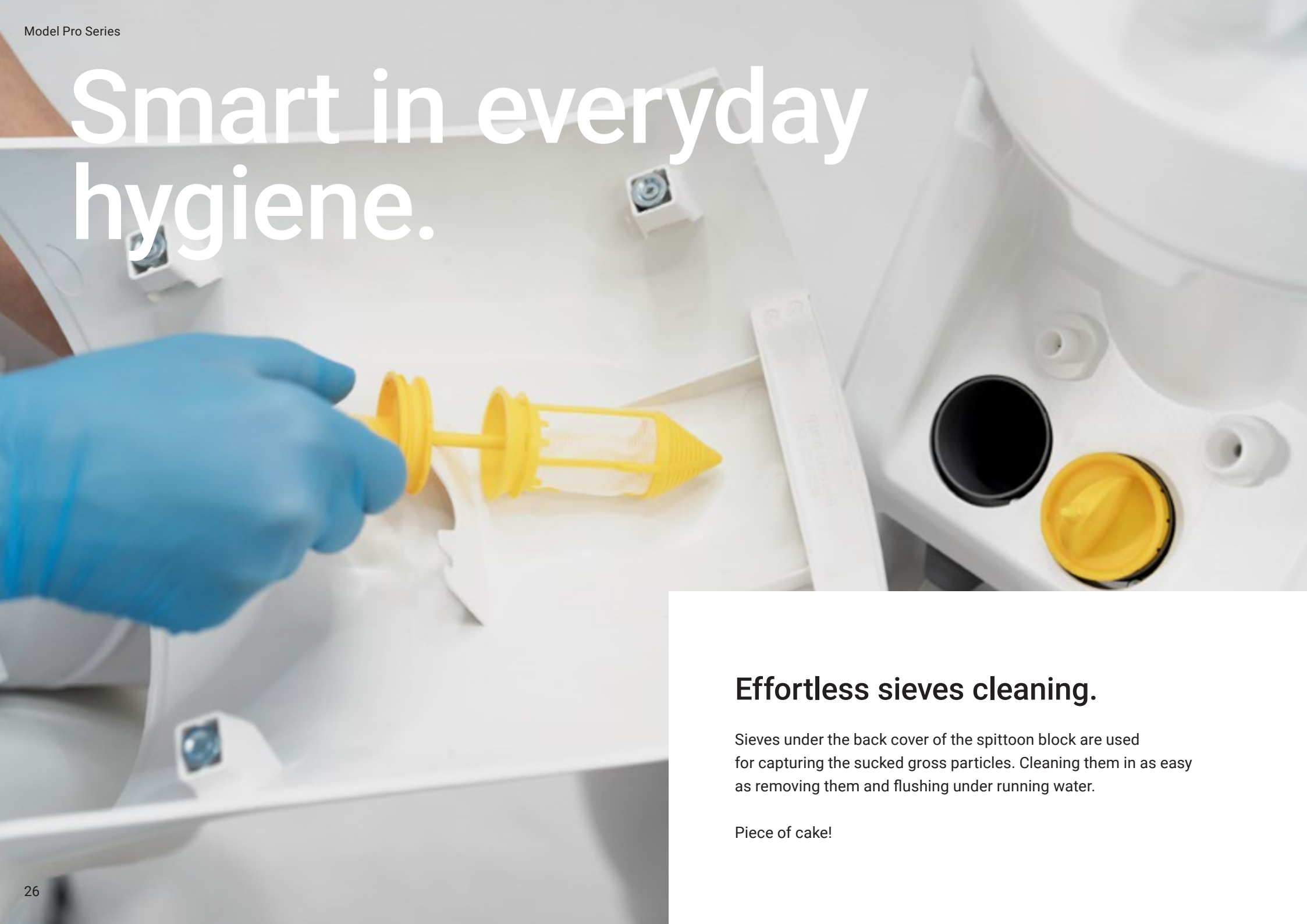
Convert your dental unit from left to right just in 30 seconds. Lift the seat, release the brake, rotate the unit, and re-apply the brake. Just like that, faster than a coffee break. The features apply to the Model Pro 500 and the Model Pro 700.



Switch from  
left to right in  
**30 sec**



# Smart in everyday hygiene.



## Effortless sieves cleaning.

Sieves under the back cover of the spittoon block are used for capturing the sucked gross particles. Cleaning them is as easy as removing them and flushing under running water.

Piece of cake!



**Hygiene holder.**



**Instrument hoses in hygiene holder.**



**Automatic hygiene of big and small suction hoses.**

## Intensive disinfection of instrument water channels.

The recommended disinfectants are Alpron, Sanosil S003, or Dentosept P in a 100% concentration.

The cooling system channels are kept clean and there is no need to use other means of disinfection\*.

### Disinfection of the instrument cooling waterways in possible to have:

- 01) Manual
- 02) Semi automatic
- 03) Automatic

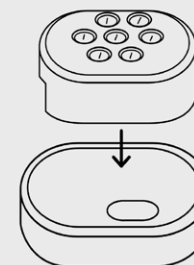
### Automatic hygiene has 4 settings options:

- 01) Beginning of a workday hygiene.
- 02) After treatment hygiene.
- 03) End of a workday hygiene.
- 04) Intensive hygiene.

× Hygiene: Beginning of a workday hygiene

#### SETUP

Insert the hygiene holder into the cuspidor.



CONTINUE



# Smart design.

The Model Pro in a design collaboration by ergonomic researchers, engineers, and technology innovators to level up the experience with dental units as we know it.

# Designed to impress.

Smart design makes your work more beautiful and fascinating.  
It gives you joy simply because it's beautiful.

It also communicates your expertise and uniqueness to your patients. It lets your patients know, they've come to the right place to solve their problems.

Model Pro design won multiple awards at the most prestigious products design competitions all over the world.



reddot design award



BIGSEE  
PRODUCT DESIGN  
AWARD 2021  
WINNER

S L O V A K  
D E S I G N  
A W A R D

2021  
Product Design



DESIGN  
AWARD  
2022

## The Model Pro your way.

Customize the chair's colour selection and upholstery according to your taste. With dozens of options to choose from, it in time for your personality to shine.

## No-sew upholstery.

It in never too late to become a hobby interior designer. Choose from up to 49 different colours to complete the interior of your dental office. Your dental office, your decision.

## Sewn upholstery with memory foam.

With the sewn upholstery option we have added 20 premium colours to choose from. The memory foam in the chair in used to further increase the comfort for your clients.

### Standard Collection.

By picking the Standard version, you will be able to enjoy the typical leather look. This soft-to-touch and flexible material is highly durable, resistant to scratches, and well-protected from UV radiation.



### Special Collection.

By picking the Special version, you will be able to enjoy the typical leather look. This soft-to-touch and flexible material is highly durable, resistant to scratches, and well-protected from UV radiation.



### Special Plus Collection.

Light material with high flexibility and a perfect finish. By being phthalate-free, the Swiss-made Special Plus version brings extra safety for the user while being easily cleanable and meeting all fire safety standards.



### Premium Collection.

With its natural grainy look, the Ultra-leather Premium version delivers a quintessentially classic style that elevates the experience of leather. It is soft to the touch with reinforced rayon backing and industry-leading cutting-edge durability. Premium stitched upholstery is available to order only with active foam to ensure maximum patient comfort.





**Find the  
details in our  
Upholstery  
Catalogue.**



# Outsmart your competition.

Become an early adopter of this ground-breaking technology. Being the first in your region or community to offer a smart dental unit can position you as industry leader going forward. Model Pro Series will not only greatly impact your daily work-life, but even the its business side.



## Marketing and patient appeal.

Model Pro attracts tech-savvy patients. A dental practice equipped with the first smart dental unit is likely to pique the interest of potential patients who appreciate modern, state-of-the-art amenities.





## User-friendly training and support.

We offer comprehensive training and ongoing support to you and your staff during the implementation of the smart dental unit. Transition to this new technology will be smooth and any technical concerns will be promptly addressed.



## Return on investment.

The economic benefits of smart dental units cannot be overlooked. By optimizing workflows and reducing chairside time, you can treat more patients in a day without compromising the quality of care. This increase in patient throughput translates to improved practice revenues and a higher return on investment.

- + Efficiency gains
- + Improved patient experience
- + Higher patient retention
- + Increased referrals

# Get to know Diplomat Dental.

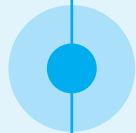


Diplomat Dental is a family company with a tradition dating back to 1945. Located in the European dental valley, in Piešťany, approximately 100 kilometers away from Vienna, it holds the perfect position not only in terms of location but also experience gained over the 60 years of development. With thousands of satisfied dentists all over the world, the company is now making the breakthrough into digitized dentistry with the help of the 3rd generation of Nerád family CEO.



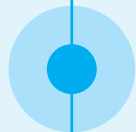
1945

Miroslav Nerád becomes the CEO of Chirana, the predecessor of Diplomat Dental.



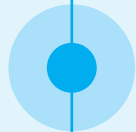
1950

The first dental accessories are being developed..



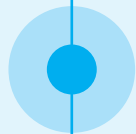
1989

Chirana is divided into multiple independent companies.



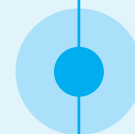
1992

Eur-Med distribution company is founded by Miroslav Nerád II.



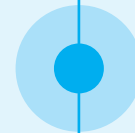
1996

Nerád family invests into the Piešťany headquarters.



2012

Chirana rebrands to Diplomat Dental.



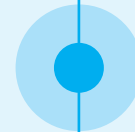
2013

Tomáš Nerád becomes CEO of Diplomat Dental.



2021

A new premium product line Model Pro is introduced. It won multiple design awards including the most prestigious one – Red Dot Design Award.



2022

Model One is introduced to the market.



2023

Tomáš Nerád wins the EY Technical Entrepreneur of the year award.



# Smart manufacturing.

All our products are carefully designed and engineered to meet the specific needs of our customers while always attaining our high quality-standards.

After this process, our beta tester dentists work with the prototypes for up to one year while we use their feedback to fine-tune the product.

**Perfect dental unit proportions:**

**90**


Over 90% of our components are manufactured inhouse.

**15**

Each component is thoroughly checked more than 15 times during the manufacturing process.

**60**

Experience gained over the 60 years of development.



# Smart management.

CEO Tomáš Nerád heavily invests into research and development, innovation and new premium quality products. Diplomat Dental under his rule transformed into a global company with state-of-the-art products and smart innovations never before seen on the dental market.

His efforts were rewarded with the most prestigious entrepreneurial award – EY Technological Entrepreneur of the year 2023.



"Our product philosophy is to focus on open platforms, modular and intelligent solutions that improve the workflow of your dental office – making advanced technologies and smart tools easy to use and accessible to every dentist."

**Tomas Nerad,**  
CEO – Diplomat Dental

# Smart expert support.



I appreciate their minimalist approach. There is a lot more space around the chair and it can be adjusted to even very low positions. This is great because we need to get quite low sometimes. It certainly helps the ergonomics of the work itself. We often work behind the patient's back, and this way I can keep my back completely straight even when I work with the microscope. I can reach everything comfortably and that's the way it should be.

**Dr. Martin Lisý,**  
owner of Stomadent dental clinic



## I love new technologies and I like to have fun with them.

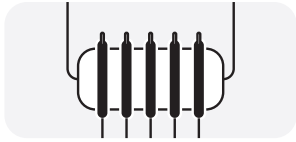
We are still discovering more options and settings to use them as efficiently as possible. I'm aware not all dentists are big fans of technology and they stick to using the classic mechanical control, without using a tablet and the Diplomat Connect application. Diplomat Dental keeps in mind all types of dentists.

## I appreciate the regular updates.

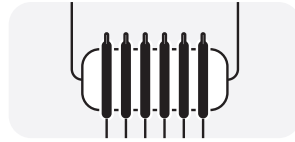
In addition to various functionalities and their combinations when using the tablet, I especially appreciate the regular updates because the update of settings or the addition of new functionalities is not possible when using the built-in button system. Apart from its digital options, the chairs themselves are technically top-notch and very user-friendly. A blue light, automatic cup filling or tilting of the spout space is a big plus. Another great feature is that the chairs are extremely comfortable according to patient feedback. Adjusting the backrest with an air brake is also cool and very useful.



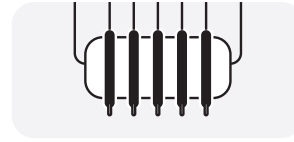
Dentist element




Traditional style  
**5 instrument option**



Traditional style  
**6 instrument option**



Continental style  
**5 instrument option**



Continental style  
**6 instrument option**

Control pannel



Diplomat Connect app  
**in iOS**



Diplomat Connect app  
**in Android**

Assistant's element



Standard  
**Basic**



Optional  
**Advanced**



Standard  
**Rotary assistant arm**



Optional  
**Pantographic assistant arm**

Cuspidor



Standard  
**Manual rotary cuspidor**



Optional  
**Automatic rotary cuspidor**

Headrest



Standard  
**2D Mechanical headrest  
Forward/Backward**



Optional  
**3D Mechanical headrest  
Forward/Backward  
and side (Left/Right)  
movement**



Optional  
**3D Pneumatic headrest  
Forward/Backward and side (Left/  
Right) movement controlled by  
pneumatic brake for one-hand-  
control**





Standard  
**XENOS**



Optional  
**MAIA**

---

Footcontroller



Standard  
**Nok**




Optional  
**Uno**



Optional  
**Swing**

---

Tray



Optional  
**Extra tray table**  
sized 370x290 mm on the light pole

---


Monitor



Optional  
**Nevo monitor 22" DR22 white Widescreen**  
**Nevo monitor 22" RX22G black, FULL HD Widescreen**

---

Upholstery types



Standard (seamless)  
**Upholstery**



Stitched  
Upholstery



Stitched (Premium)  
Upholstery with Active foam

---


Water unit



Optional  
**Customizable colors**  
on the water unit

---

Stool



Optional  
**With a backrest for the dentist,**  
**With a backrest for the assistant,**  
**Horse-seat for a microscope**

---

Accessories



Optional  
**Pillow**  
for children



Optional  
**Protection**  
cushions

---

Paint



Optional  
**Complete paint in semi-matt white**

# Choose your own features.

Configure Model Pro to become your dream dental unit.


<b>Colour version of dental unit</b>	
Colored plastic cover on water unit	<input type="radio"/>
Complete unit painted in semi-matt white	<input type="radio"/>
<b>Chair</b>	
<b>CHAIR UPGRADES</b>	
Chair version with synchronization of seat and backrest	<input type="radio"/>
Front panel for external media connections (air, water, power)	<input type="radio"/>
<b>HEADRESTS</b>	
2D headrest	<input type="radio"/>
Mechanical headrest swinging 3D	<input type="radio"/>
Pneumatic headrest swinging 3D	<input type="radio"/>
<b>HANDRESTS</b>	
Left hand rest	<input type="radio"/>
Right hand rest	<input type="radio"/>
<b>UPHOLSTERY</b>	
Standard (seamless) upholstery (Standard, Special, Special Plus colors)	<input type="radio"/>
Stitched upholstery (Standard, Special, Special Plus colors)	<input type="radio"/>
Premium Stitched upholstery with ACTIVE FOAM	<input type="radio"/>
<b>UPHOLSTERY COLOR</b>	
SPECIAL or SPECIAL PLUS colors surcharge	<input type="radio"/>
<i>Please write down upholstery color code</i>	
<b>ACCESSORIES</b>	
Pillow for children	<input type="radio"/>
Protection cushion	<input type="radio"/>
<b>Dentist element</b>	
<b>DELIVERY SYSTEM</b>	
Lower delivery – traditional	<input type="radio"/>
Upper delivery – continental	<input type="radio"/>
<b>DENTIST ARM</b>	
Without pneumatic brake (only mechanical brake)	<input type="radio"/>
With pneumatic brake	<input type="radio"/>
<b>INSTRUMENTS</b>	
5 instruments	<input type="radio"/>
6 instruments	<input type="radio"/>
<b>SYRINGES</b>	

Minimate 3F syringe straight – INOX (metal), round-shaped	<input type="radio"/>
Minimate 3F syringe angled – INOX (metal), round-shaped	<input type="radio"/>
Minilight 3F syringe straight – INOX (metal), square-shaped	<input type="radio"/>
Minilight 3F syringe angled – INOX (metal), square-shaped	<input type="radio"/>
Minilight 6F syringe straight – INOX (metal), square-shaped	<input type="radio"/>
Minilight 6F syringe angled – INOX (metal), square-shaped	<input type="radio"/>
Minilight 6F syringe straight with light and module – INOX (metal), square-shaped	<input type="radio"/>
<b>TURBINE HOSE</b>	
Midwest fibre-optic hose for a turbine with accessories	<input type="radio"/>
Turbine output regulation (for one or two turbines)	<input type="radio"/>
<b>DENSIM DX MICROMOTORS</b>	
DENSIM DX motor with accessories	<input type="radio"/> Number of micromotors ____
DENSIM DX BLUE motor with accessories	<input type="radio"/> Number of micromotors ____
SET DENSIM DX PRO motor with accessories	<input type="radio"/> Number of micromotors ____
SET DENSIM DX PRO BLUE motor with accessories	<input type="radio"/> Number of micromotors ____
<b>SURGICAL MICROMOTOR OPTIONS</b>	
Peristaltic Pump and EXTRA DENSIM SRG LED surgical motor with accessories, possible to combine with DX PRO or DX PRO BLUE motor, RPM range 100-40.000, LED light, T=5,0N cm (motor as last instrument on dentist element from the left)	<input type="radio"/>
<b>SCALERS</b>	Accessories for scaler (woodpecker scaler accessories possible to order only together with Woodpecker UDS N3 LED scaler)
LM-ProPower UltraLED scaler with light with module (4 tips) (Amdent)	<input type="radio"/>
EMS MiniPiezon FS-433 scaler without light (electric regulation of performance) (3 tips)	<input type="radio"/>
EMS MiniPiezon FS-432 LED scaler with light (electric regulation of performance) (3 tips)	<input type="radio"/>
EMS MiniPiezon FS-367 LED scaler with light (electric regulation of performance) (3 tips)	<input type="radio"/>
Satelec SP Xinetec scaler without light (1 tip)	<input type="radio"/>
Satelec NEWTRON scaler without light (3 tips)	<input type="radio"/>
Satelec NEWTRON LED scaler with light (3 tips)	<input type="radio"/>
NSK VA170 scaler without light with module (3 tips)	<input type="radio"/>
NSK VA170 LED – Lux scaler with light with module (3 tips)	<input type="radio"/>
Woodpecker UDS-N3 LED scaler (6 tips)	<input type="radio"/>
<b>CURING LIGHTS</b>	
Mectron Starlight	<input type="radio"/>
Monitex curing light	<input type="radio"/>
<b>Others</b>	
Additional tray table for lower hose delivery	<input type="radio"/>
Heating of cooling water for instruments	<input type="radio"/>
Whip lock only for CS (upper hose) delivery system	<input type="radio"/>

Water unit	
<b>SUCTION SYSTEMS</b>	
<b>WET SUCTION</b>	
Wet suction with multi-station valve (price included in basic configuration)	<input type="radio"/>
Wet suction with multi-station valve + Dürr cuspidor valve	<input type="radio"/>
<b>DRY SUCTION</b>	
Cattani miniseparator (price included in basic configuration)	<input type="radio"/>
METASYS ECO-L1, separator water-air	<input type="radio"/>
Dürr CS1 separator	<input type="radio"/>
MST1 amalgam separator (including sample disinfection set + applicator + replacement container) separation rate 98,6%	<input type="radio"/>
Dürr CAS-1 amalgam separator, (including replacement container) separation rate 97,9%	<input type="radio"/>
<b>HYGIENE</b>	
automatic disinfection (of cup filling and cooling water)	<input type="radio"/>
automatic decontamination (of suction hoses and bowl rinsing)	<input type="radio"/>
Integrated WEK system in compliance of EN1717	<input type="radio"/>
Electronic bowl rotation	<input type="radio"/>
Boiler (for water heating)	<input type="radio"/>
Central water supply	<input type="radio"/>
<b>Assistant element</b>	
<b>ASSISTANT ARM</b>	
Pantographic (self-balancing) assistant's arm, mechanic brake, six positions holder with big and small Cattani suction aspirators, foil keyboard regulating cup filling, bowl rinsing, and chair	<input type="radio"/>
<b>INSTRUMENTS</b>	
<b>SYRINGES</b>	
Minimate 3F syringe straight – INOX (metal), round-shaped	<input type="radio"/>
Minimate 3F syringe angled – INOX (metal), round-shaped	<input type="radio"/>
Minilight 3F syringe straight – INOX (metal), square-shaped	<input type="radio"/>
Minilight 3F syringe angled – INOX (metal), square-shaped	<input type="radio"/>
Special accessories for assistant's syringe if WEK system or disinfection system is installed	<input type="radio"/>
<b>OTHERS</b>	
Additional saliva ejector (not possible to combine with any amalgam separator)	<input type="radio"/>
Support of big and small suction hoses (2pcs. of roller)	<input type="radio"/>
Diplomat intraoral USB camera with software for connection with PC and accessories (10m active USB cable, software licence key, and 50pcs. of protection sleeves included)	<input type="radio"/>

Dental lights	
Faro MAIA LED lamp with sensor	<input type="radio"/>
Without the integration of a dental pantograph and dental light, a small cover	<input type="radio"/>
Tray tables and integrations	
Adaptation for monitor	<input type="radio"/>
Neovo monitor 17" DR17 white	<input type="radio"/>
Neovo monitor 22" DR22 white (wide screen)	<input type="radio"/>
Monitor Neovo 22" RX22G black, FULL HD – Widescreen	<input type="radio"/>
Extra tray table for light pole sized 370x290 mm	<input type="radio"/>
Tissue Holder	<input type="radio"/>
Foot controllers	
UNO wired	<input type="radio"/>
UNO wireless	<input type="radio"/>
NOK wired	<input type="radio"/>
NOK wireless	<input type="radio"/>
SWING wired	<input type="radio"/>
SWING wireless	<input type="radio"/>
Dental stools	
TYPE	
D10L with back-rest for the dentist	<input type="radio"/>
D10L with back-rest for assistant	<input type="radio"/>
D10L horse-seat	<input type="radio"/>
D10L for microscope	<input type="radio"/>
ACCESSORIES	
Leg support with lock ring	<input type="radio"/>
Choice of different size of gas piston	<input type="radio"/>

## Model Pro 500



Optional upper or lower hose delivery system

Convertible  
(For both right- and left-handed)

Carried version

5 instruments on the dentist's table

—

—

Optional wireless multifunctional foot control

—

Customizable colours on the seat upholstery

Customizable colours on spittoon block

—

## Model Pro 600



Optional upper or lower hose delivery system

—

Lift version

5 instruments on the dentist's table

—

—

Optional wireless multifunctional foot control

—

Customizable colours on the seat upholstery

Customizable colours on spittoon block

Possible to equip with X-ray (extra arm)

## Model Pro 700



Optional upper or lower hose delivery system

Convertible  
(For both right- and left-handed)

Carried version

6 instruments on the dentist's table

Synchronization of seat & backrest \*

Electronic bowl rotation \*

Optional wireless multifunctional foot control

Complete unit painted in semi-matt white \*

Customizable colours on the seat upholstery

Customizable colours on spittoon block

—

## Model Pro 800



Optional upper or lower hose delivery system

—

Lift version

6 instruments on the dentist's table

Synchronization of seat & backrest \*

Electronic bowl rotation \*

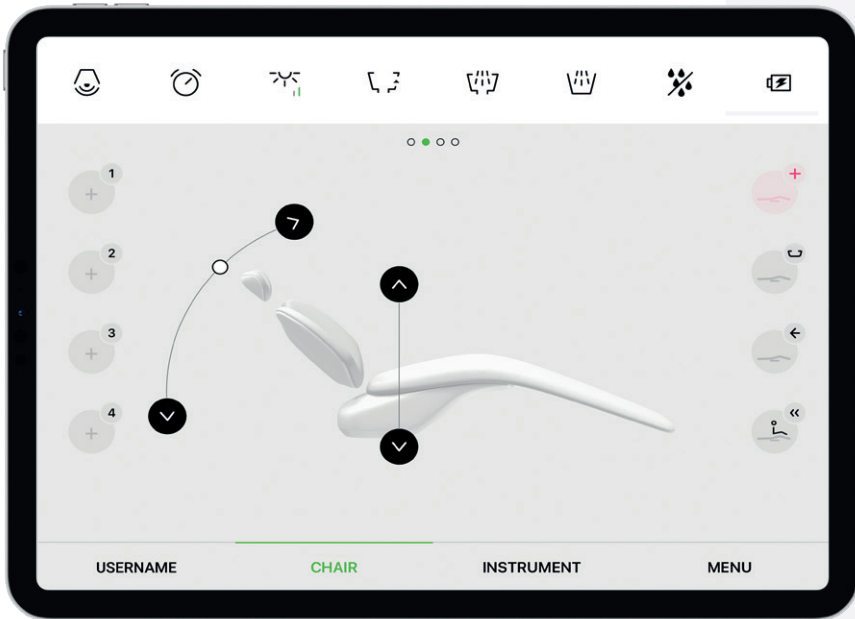
Optional wireless multifunctional foot control

Complete unit painted in semi-matt white \*

Customizable colours on the seat upholstery

Customizable colours on spittoon block

Possible to equip with X-ray (extra arm)



### Connect with our sales team:

+421 33 7954 111

info@diplomat-dental.com

### Follow us:

@diplomat\_dental

Diplomat dental

Diplomat Dental Solutions

Diplomat Dental Solutions



[www.diplomat-dental.com](http://www.diplomat-dental.com)

# Load & Play



Digitise your practice through a simple tablet and get the most advanced and user-friendly control system for dental units available in the market.

Use your own tablet to control your dental unit and instruments. Both Android and iOS are fully supported. Data backup on iCloud or Android drive. Quick and secure access to patient data, X-rays, photos. Automatic updates, unlimited amount of users and a friendly interface.

1

Download the App  
Diplomat Connect.

2

Activate Bluetooth.

3

**Ready!**  
Your dental unit in ready to take off.



"Diplomat Connect" is available for iPad on the App Store or Android App on Google play.

