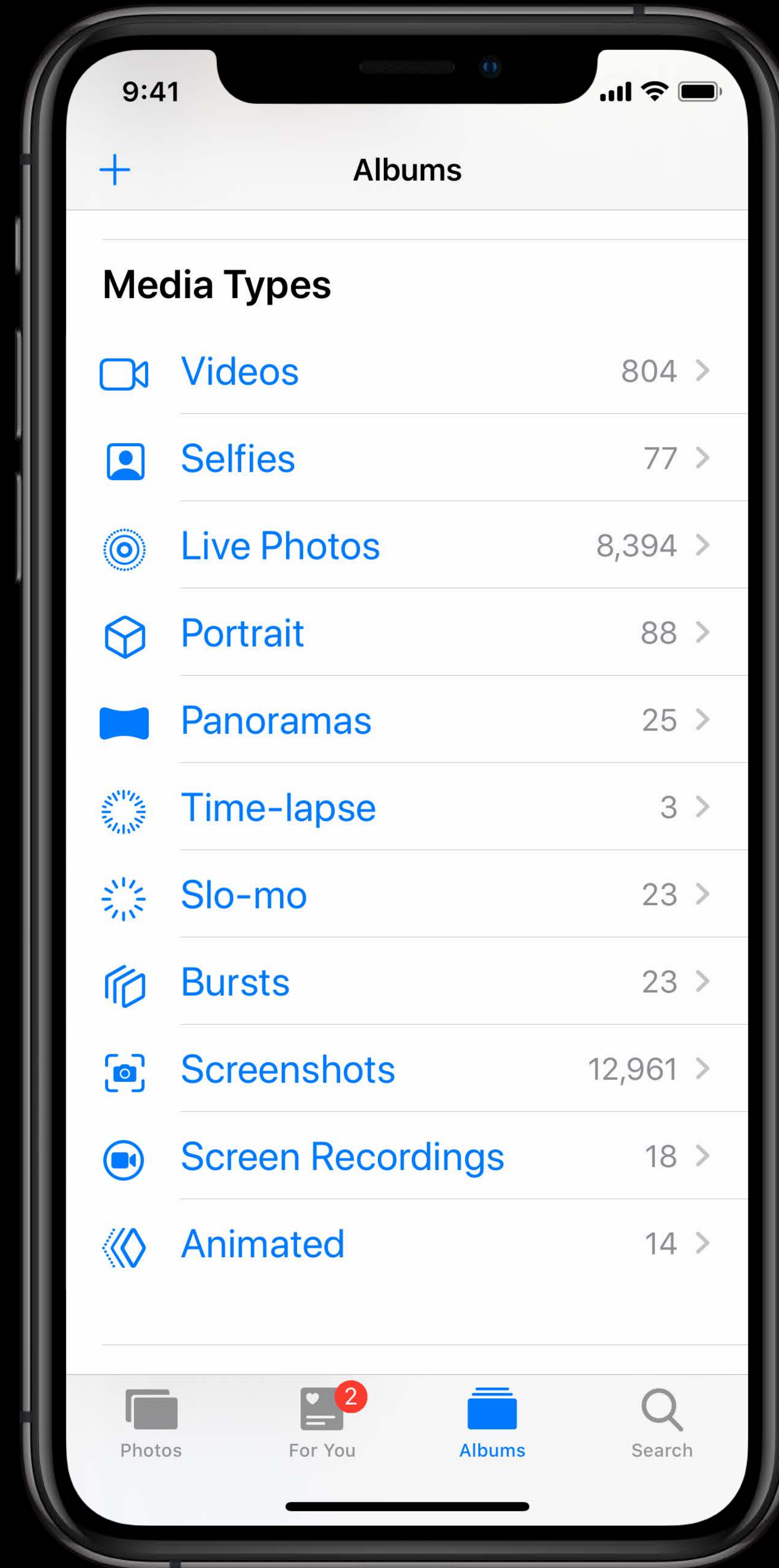
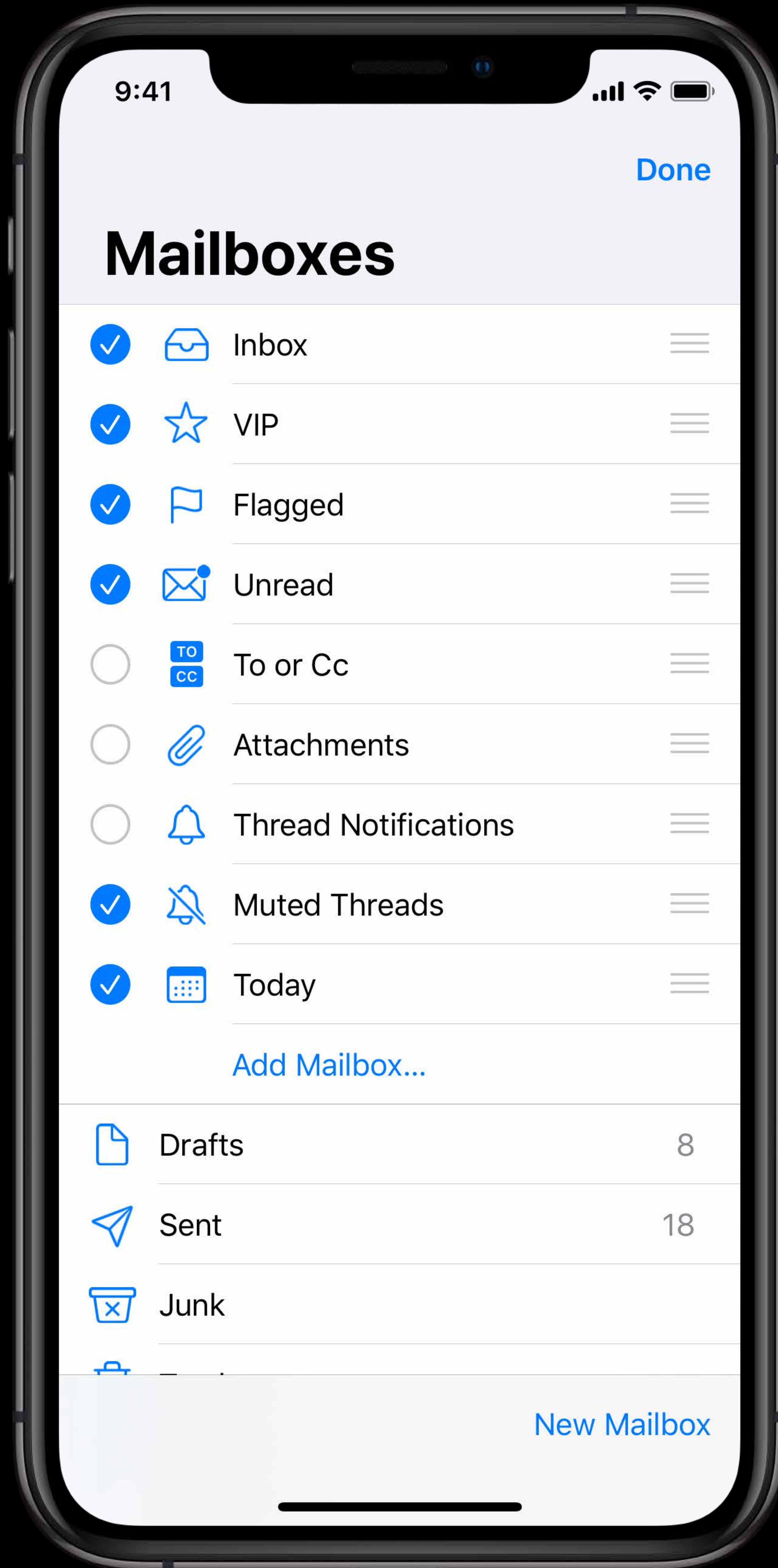
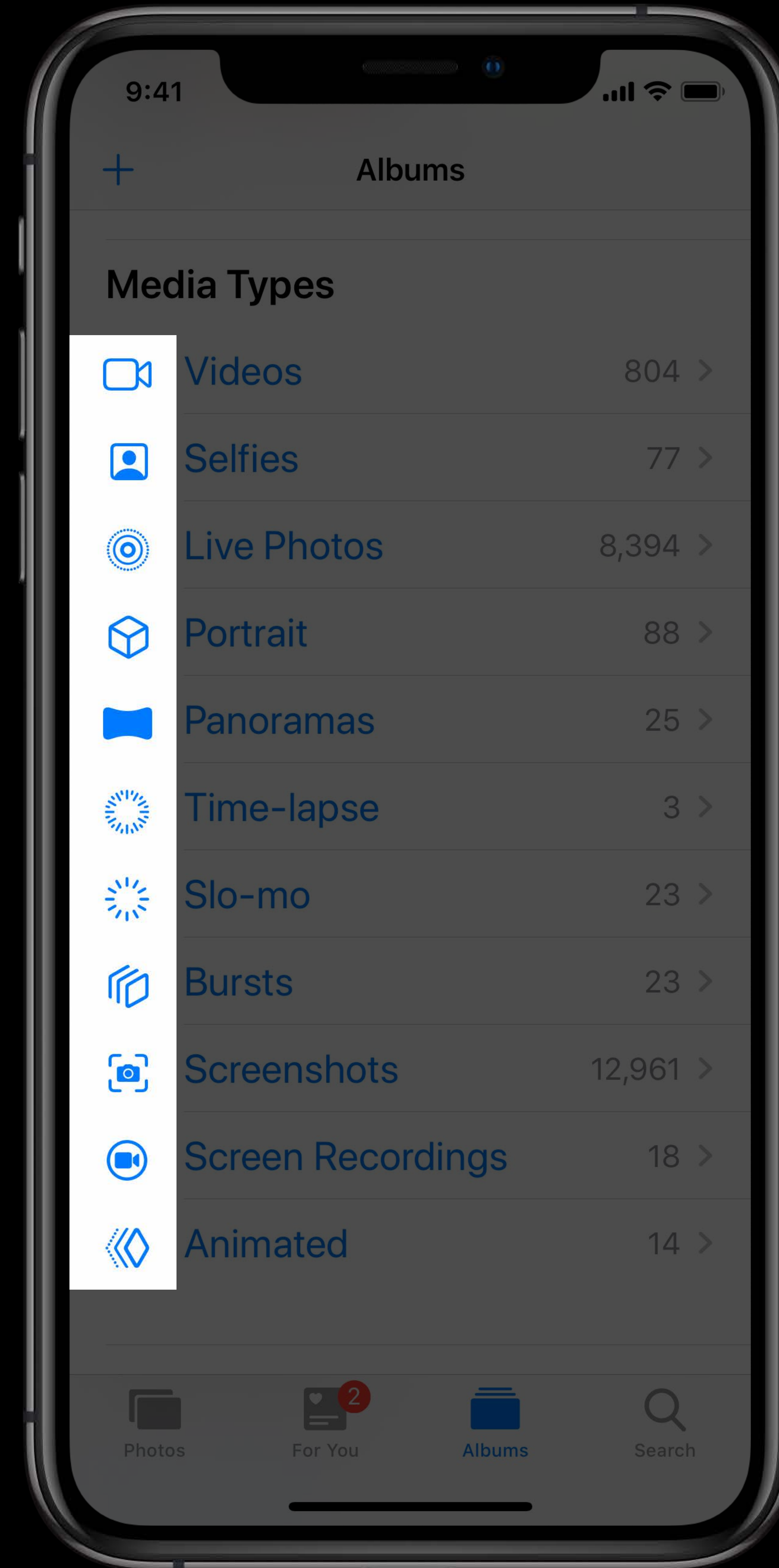
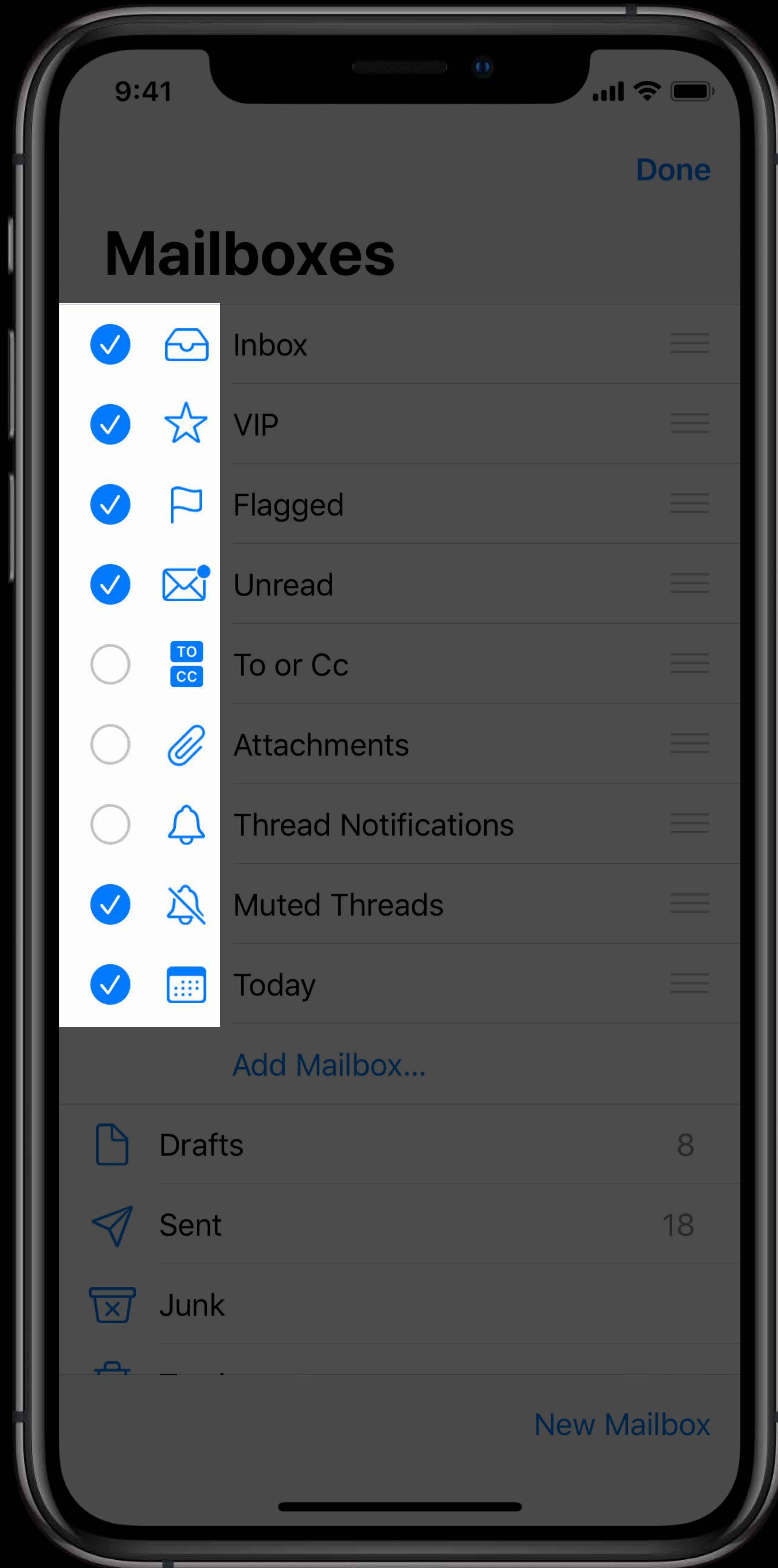


#WWDC19

Introducing SF Symbols

Paolo Mazzetti, Design Technologies
Tom Adriaenssen, UIKit





9:41



< Mailboxes

Edit

Trash

Q Search

5/8/19 >

ether for game
dering if you're fr...



More



Flag



Delete



Updated Just Now



9:41



< Mailboxes

Edit

Trash

Q Search

5/8/19 >

ether for game
dering if you're fr...



More



Flag



Delete



Updated Just Now



9:41



< Mailboxes

Edit

Trash

Q Search

5/8/19 >

ether for game
dering if you're fr...



More



Flag

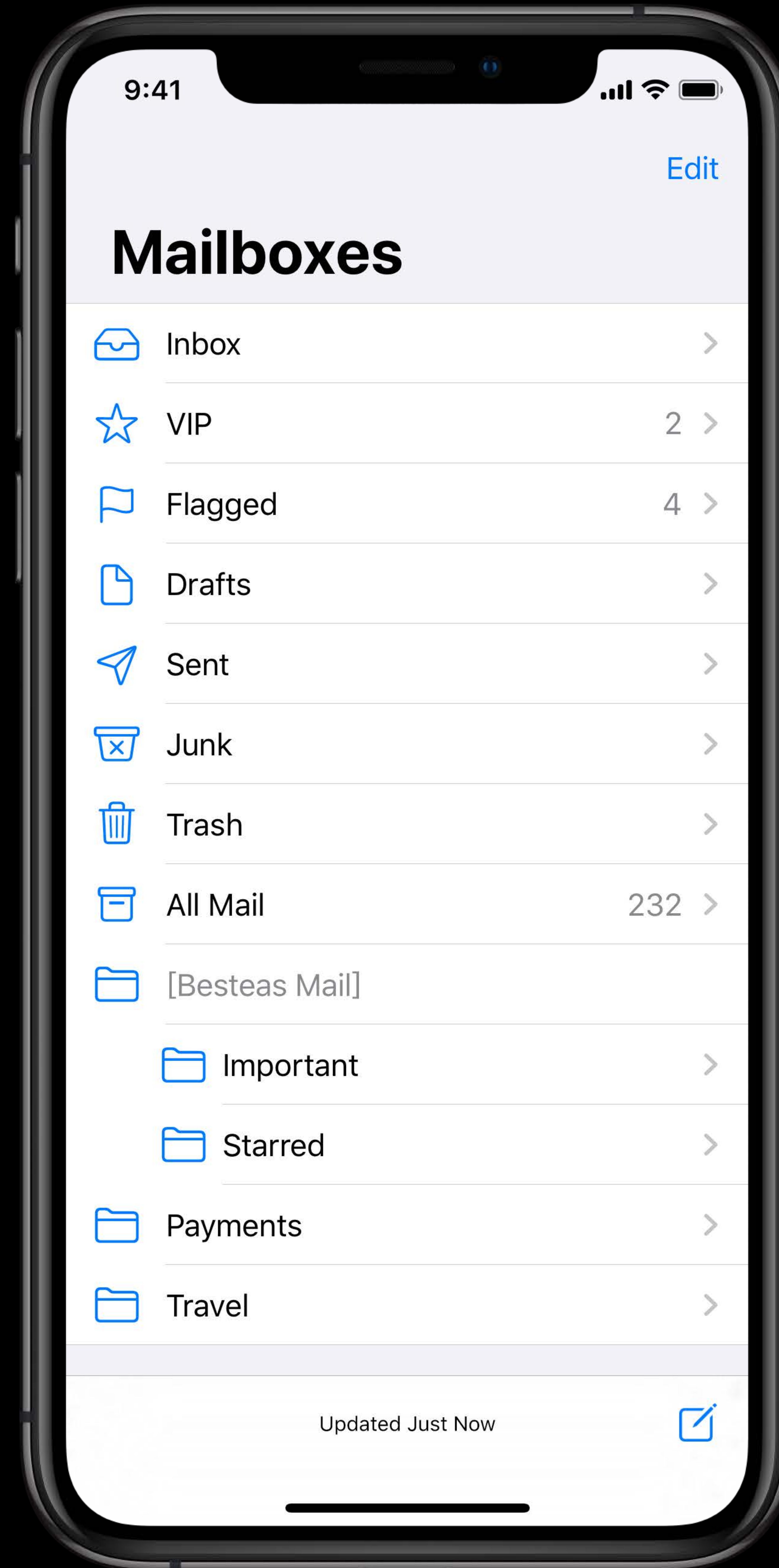
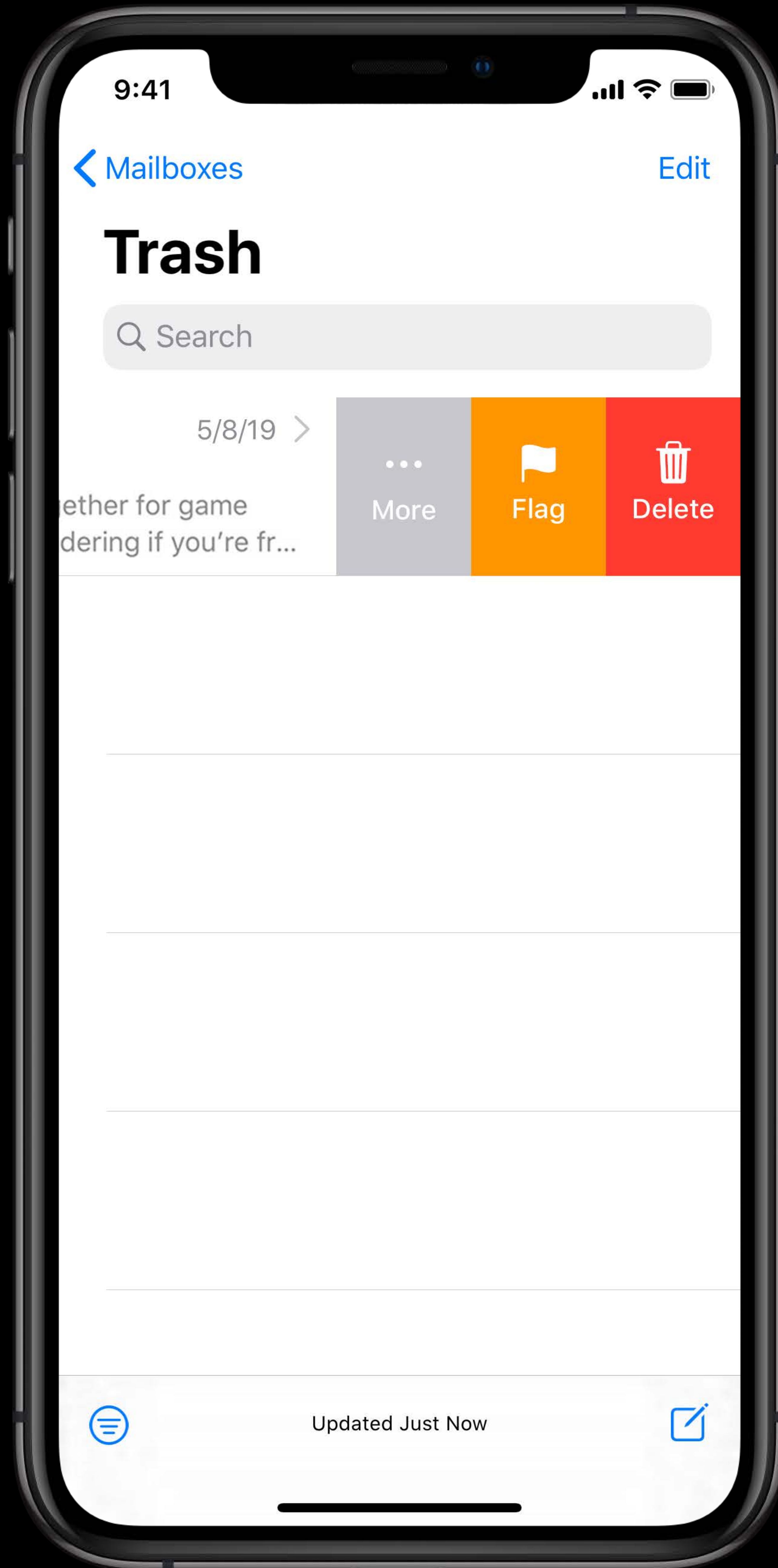


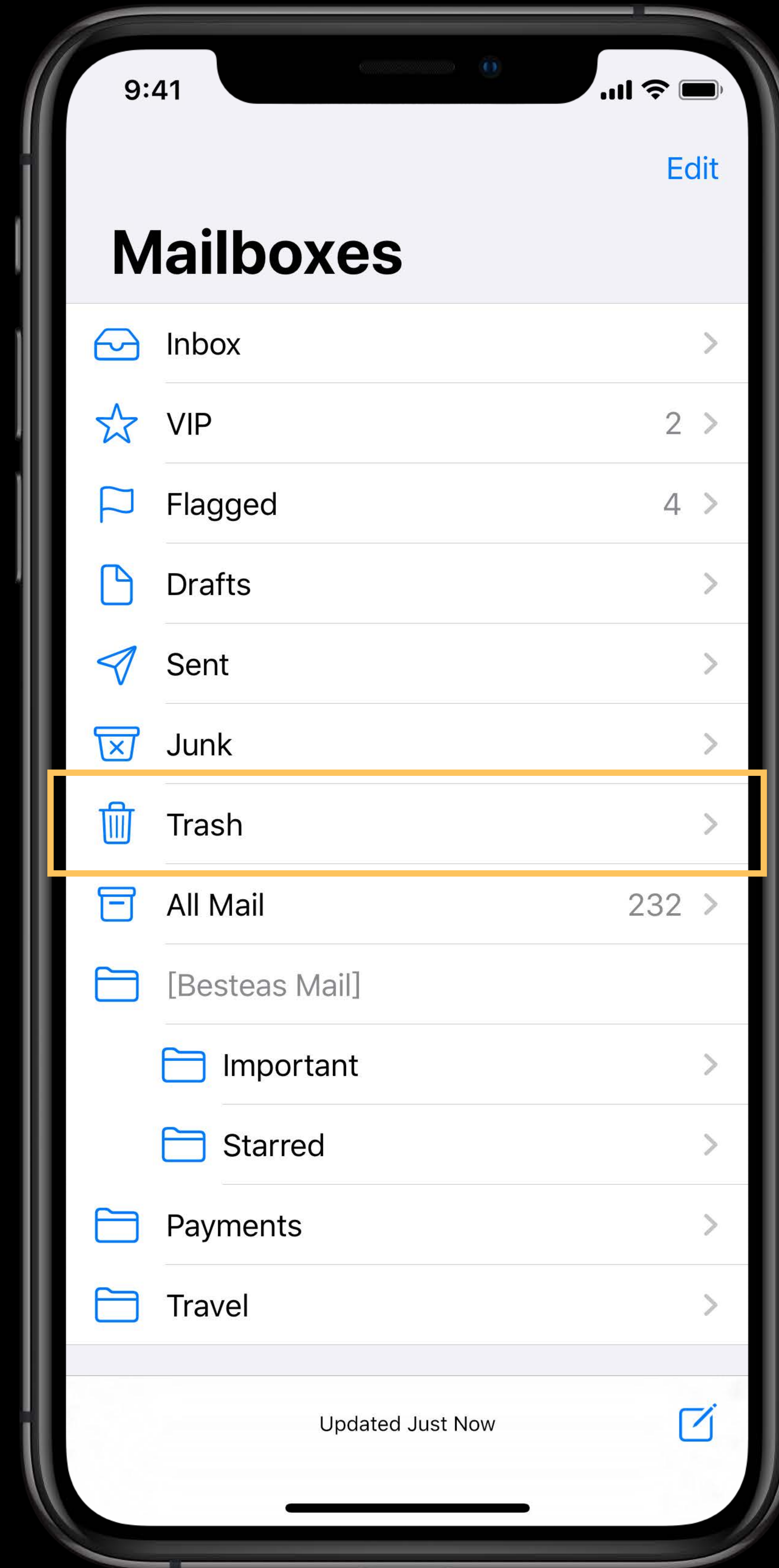
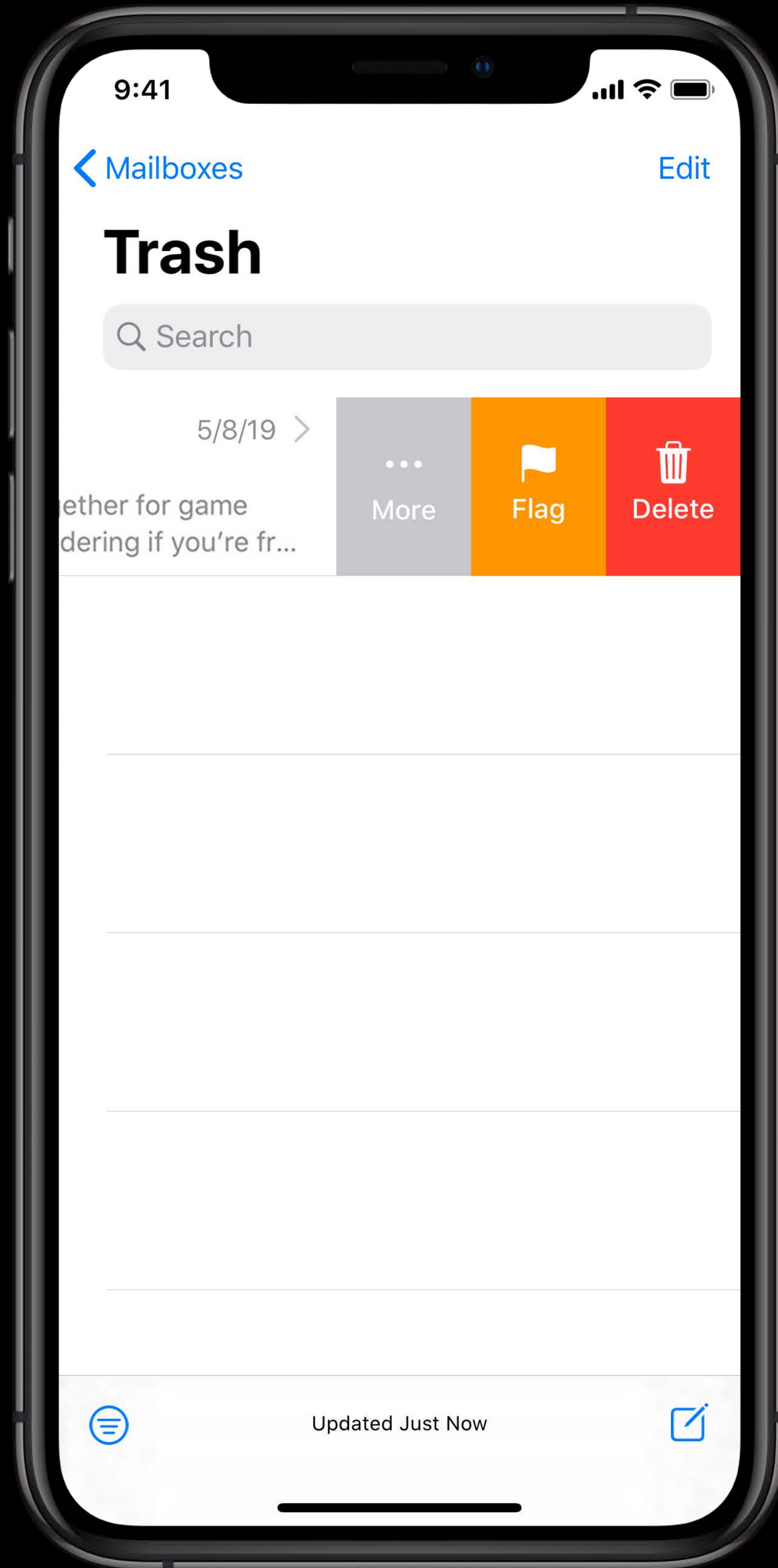
Delete

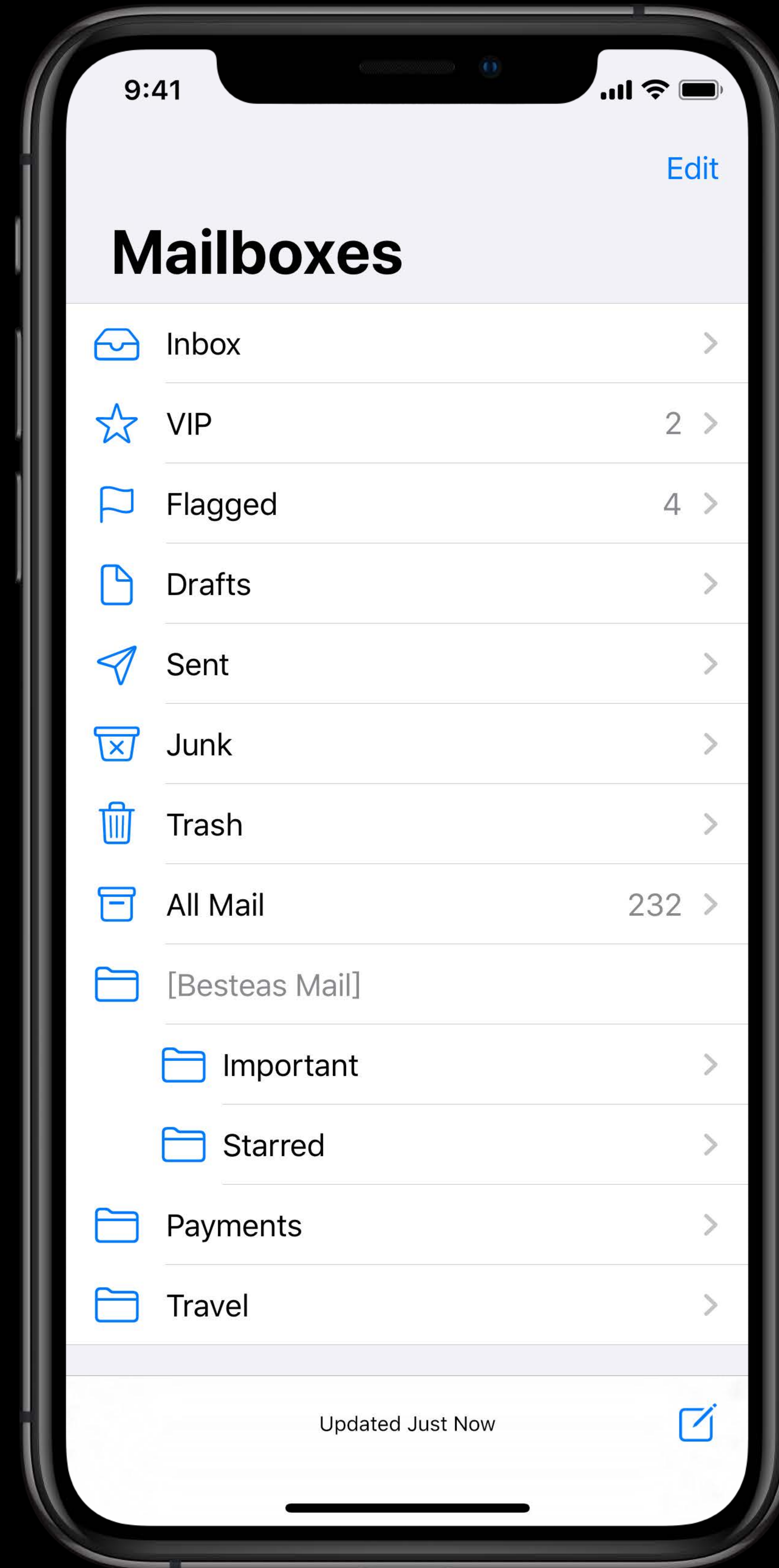
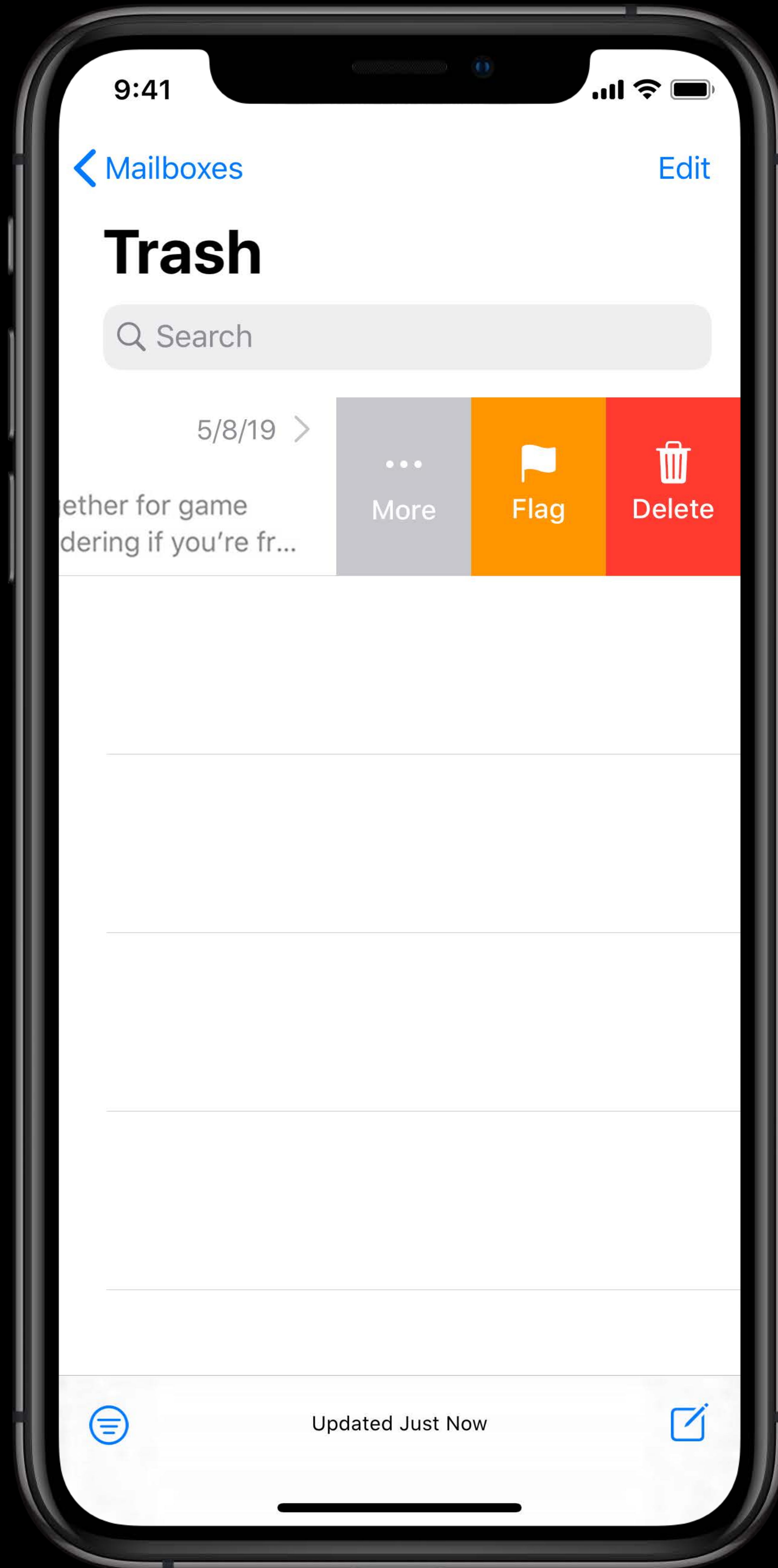


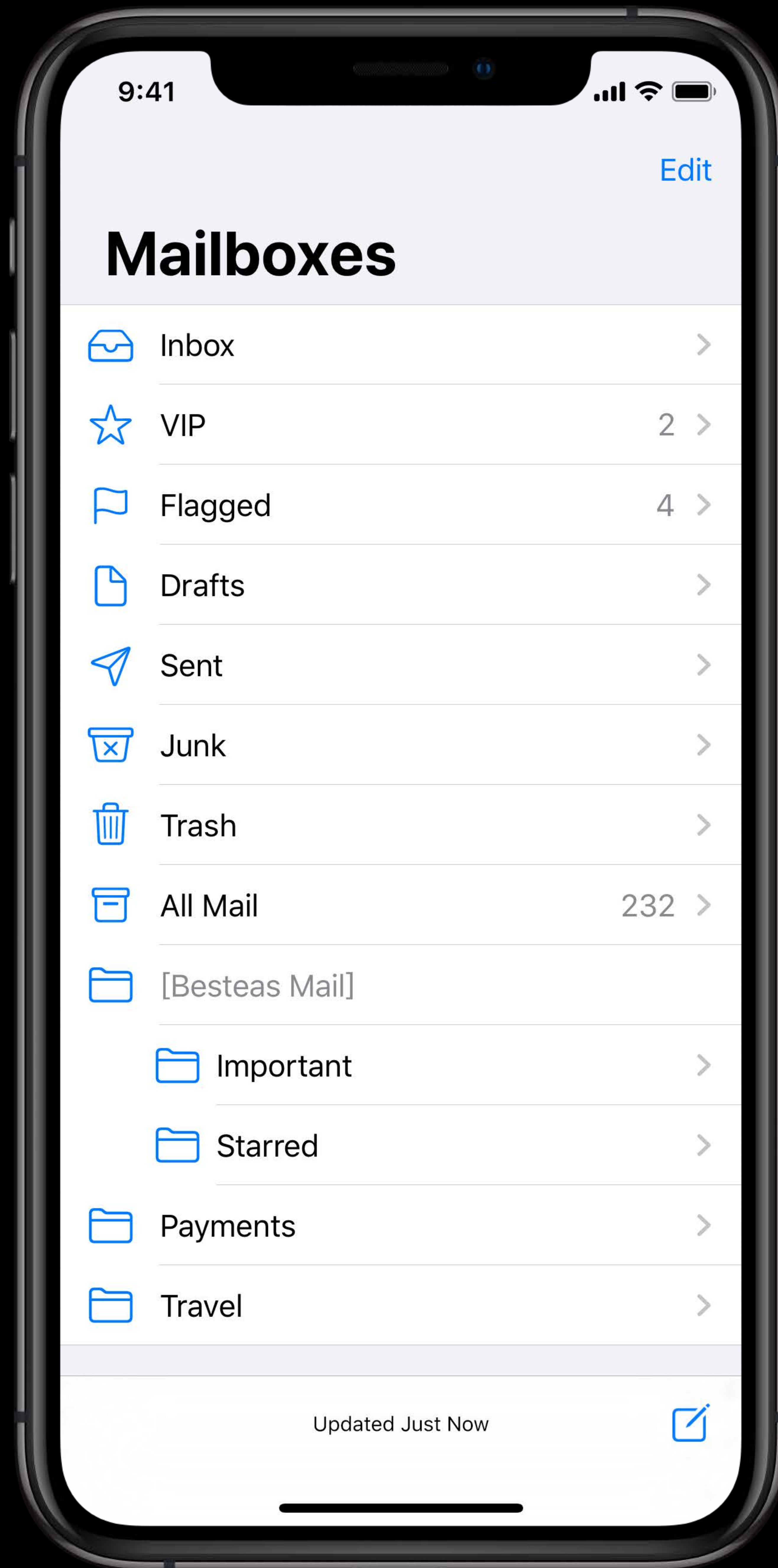
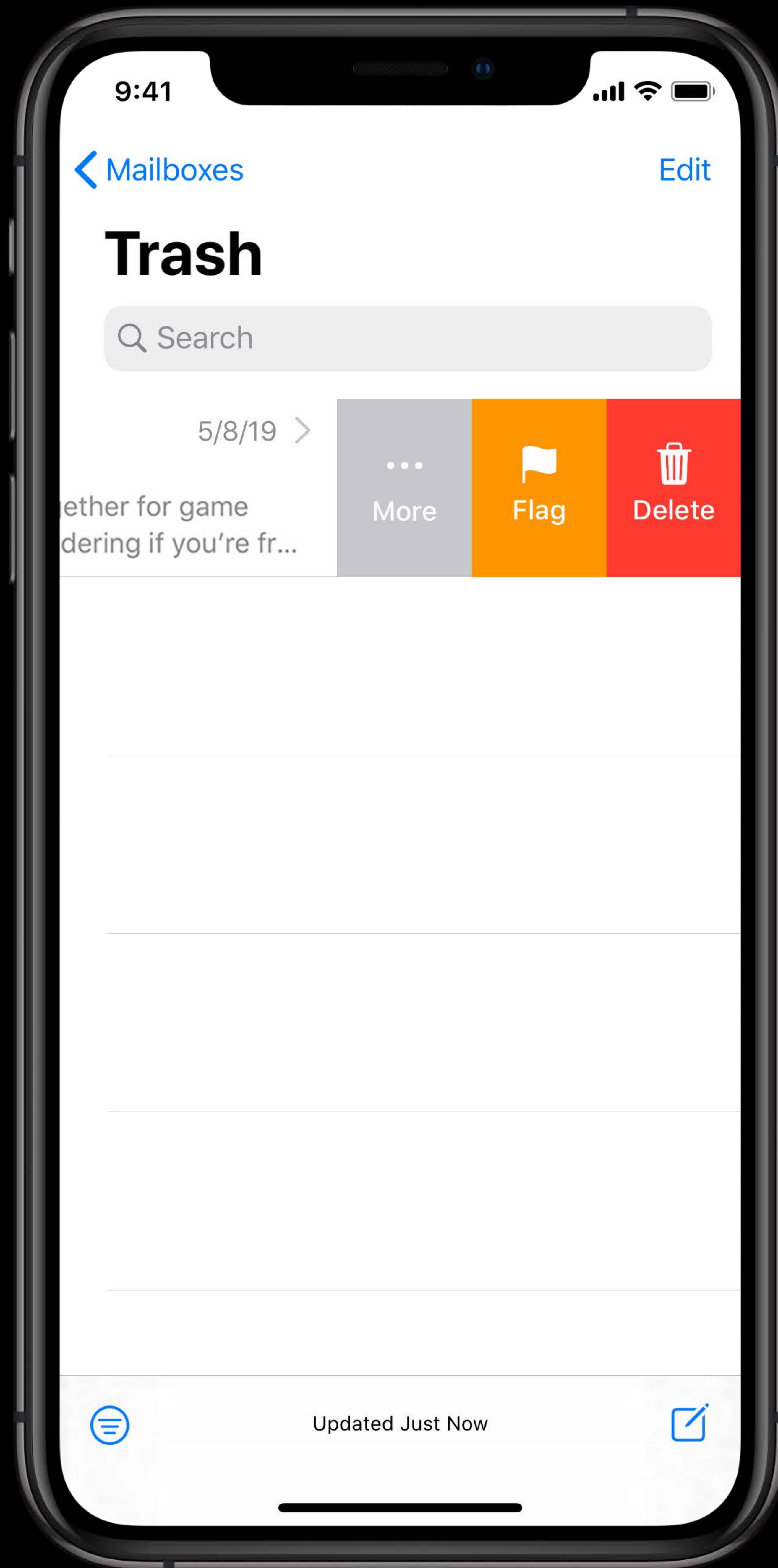
Updated Just Now

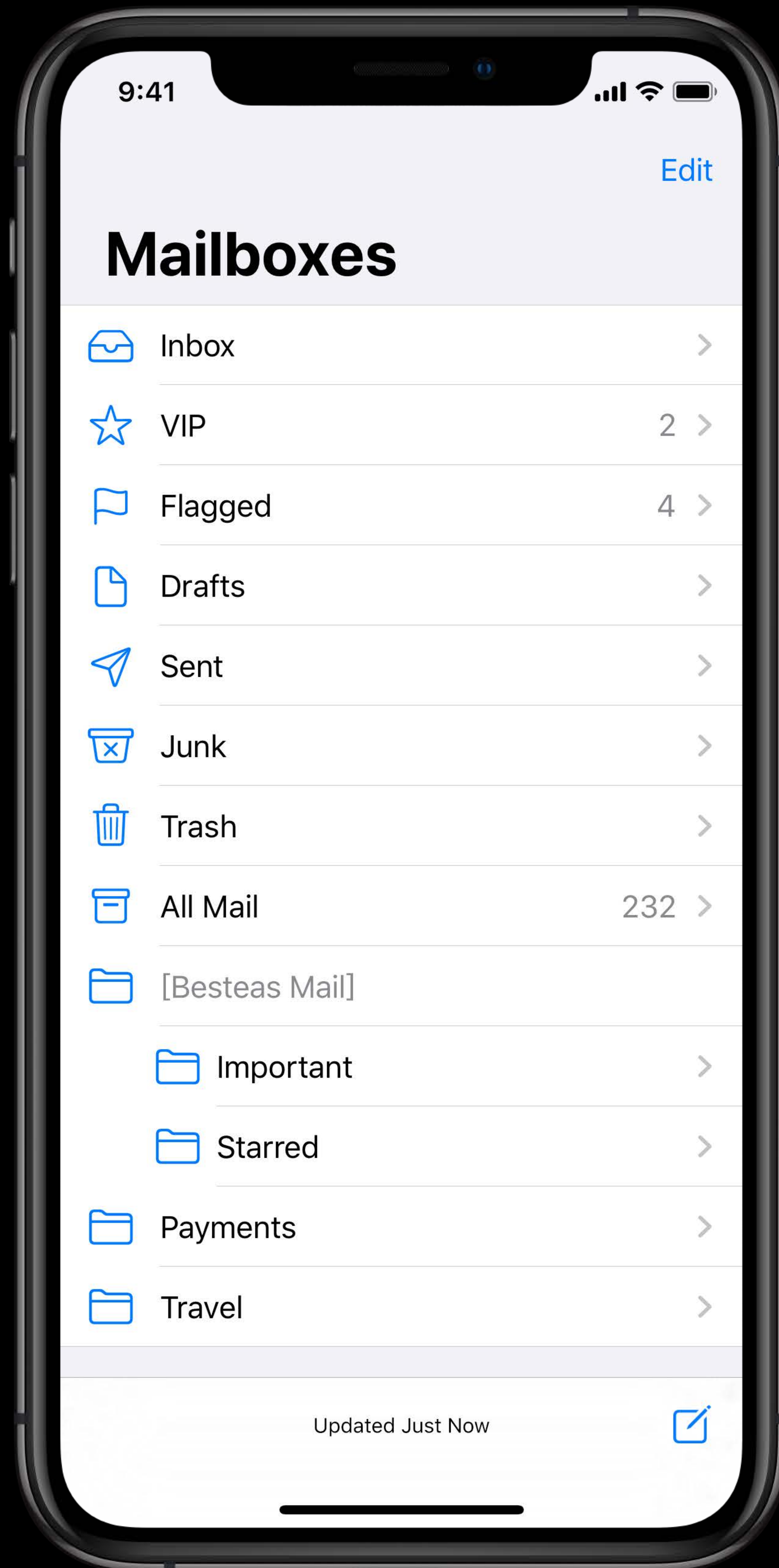
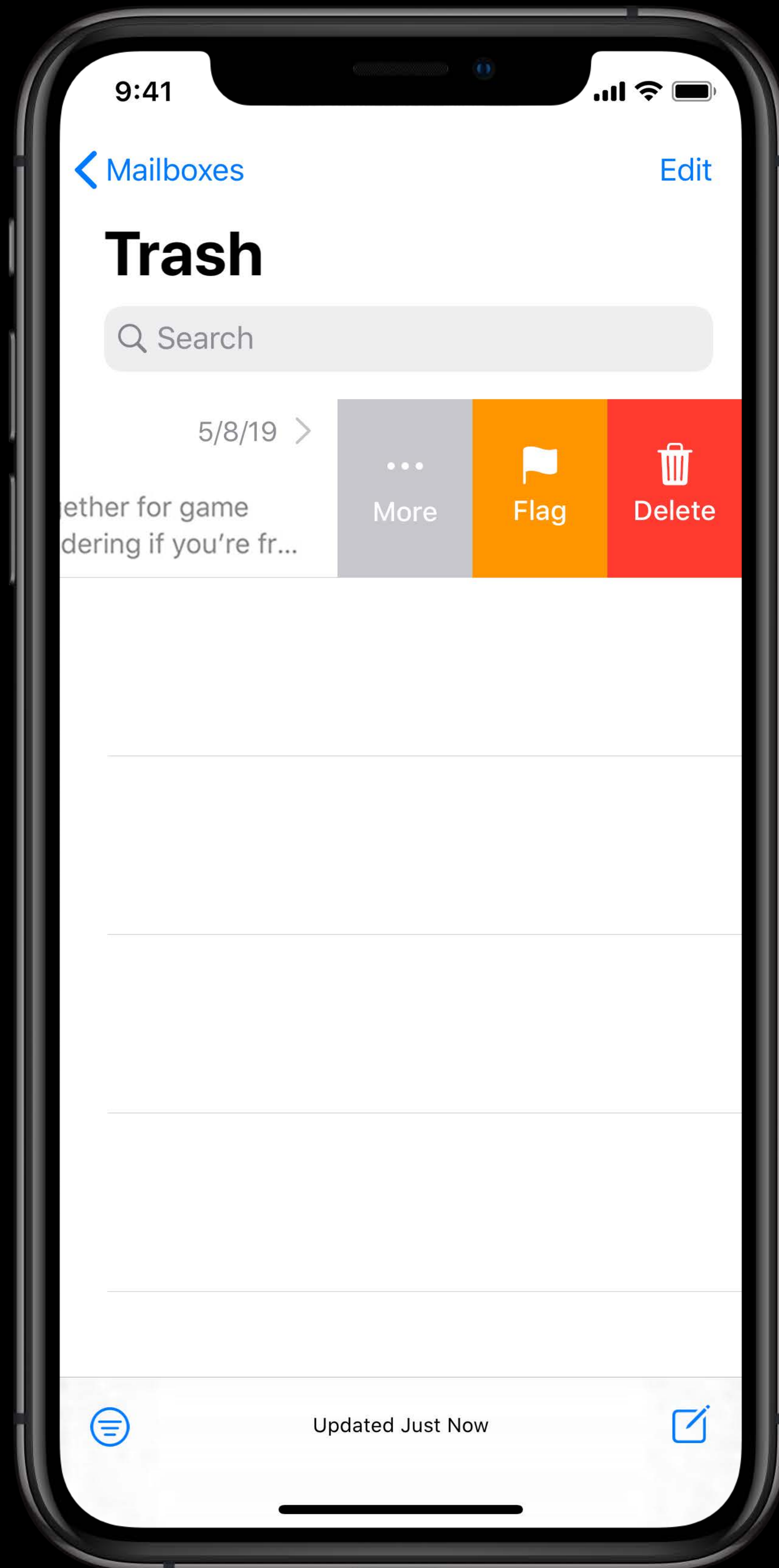












9:41



🔍 Attachments Caffè ✕ Cancel

Subject

Message

- **Thalia, Bon, Vincenzo...** 4/18/19 >
📎 Brewing tips
Hi Paolo, the trick to a successful brewing lies in having the leaves completely wet before
- 📎 **Lance Wilson, Loïc** 4/16/19 ↻
Name for Caffè App
This point illustrates that the name also needs to make sense for customers. While dogs do...
- **Vince, Mark & Patrick** 4/12/19 >
📎 Check out this lasagna!!
Folks, I got it. The action shot clearly shows the layers are even and soggy enough.
- 📎 **Stephen, Tom Adriaenssen** 4/12/19 >
Re: Tea Export Flow
Hey gang, I think this will work fine. I'd suggest changing the Brew button in the export options...
- **Jamie, Philip, David** 4/12/19 >
📎 Cake section needs more cake
Paolo: I think we need to some "spiffing up" of the cake section of this Today's page, or per...
- 📎 **Keri** 4/10/19 ↻
👤 Surfing spots
I was just cheking out Santa Cruz to see if the water is too cold. Turns out Half Moon bay is...



Updated Just Now
2,638 Unread



9:41



🔍 Attachments Caffe ✕ Cancel

Subject

Message

● **Thalia, Bon, Vincenzo...** 4/18/19 >

📎 Brewing tips

Hi Paolo, the trick to a successful brewing lies in having the leaves completely wet before

📎 **Lance Wilson, Loïc** 4/16/19 >

Name for Caffe App

This point illustrates that the name also needs to make sense for customers. While dogs do...

● **Vince, Mark & Patrick** 4/12/19 >

📎 Check out this lasagna!!

Folks, I got it. The action shot clearly shows the layers are even and soooo enough.


9:41



Autumn Cancel

- San Jose 1,671
- Cupertino 354
- Trip 946
- November 2,169
- September 2,268

7,143 Photos [See All](#)



Moments [See All](#)

 Sep 11, 2018 1 >
Sep 11, 2018

9:41



Autumn



Cancel



San Jose

1,671



Cupertino

354



Trip

946



November

2,169







September






2,268






7,143 Photos

[See All](#)
















Reply





Reply














A white icon of a square notepad with a pencil resting on it, positioned to the left of the word "Compose".

Compose

A white icon of a square notepad with a pencil, positioned to the left of the word "Compose".


Compose

A white icon of a square notepad with a pencil resting on it, positioned to the left of the word "Compose".


Compose


A white icon of a square notepad with a pencil resting on it, positioned to the left of the word "Compose".

Compose











Today






Today




Today

17 points


17 points



Today




Done



Done

 Inbox

 VIP

 Flagged

 Drafts

 New Folder

 Sent

 Junk

 Trash

 Archive




Inbox




VIP



Flagged



Drafts



New Folder



Sent



Junk




Trash

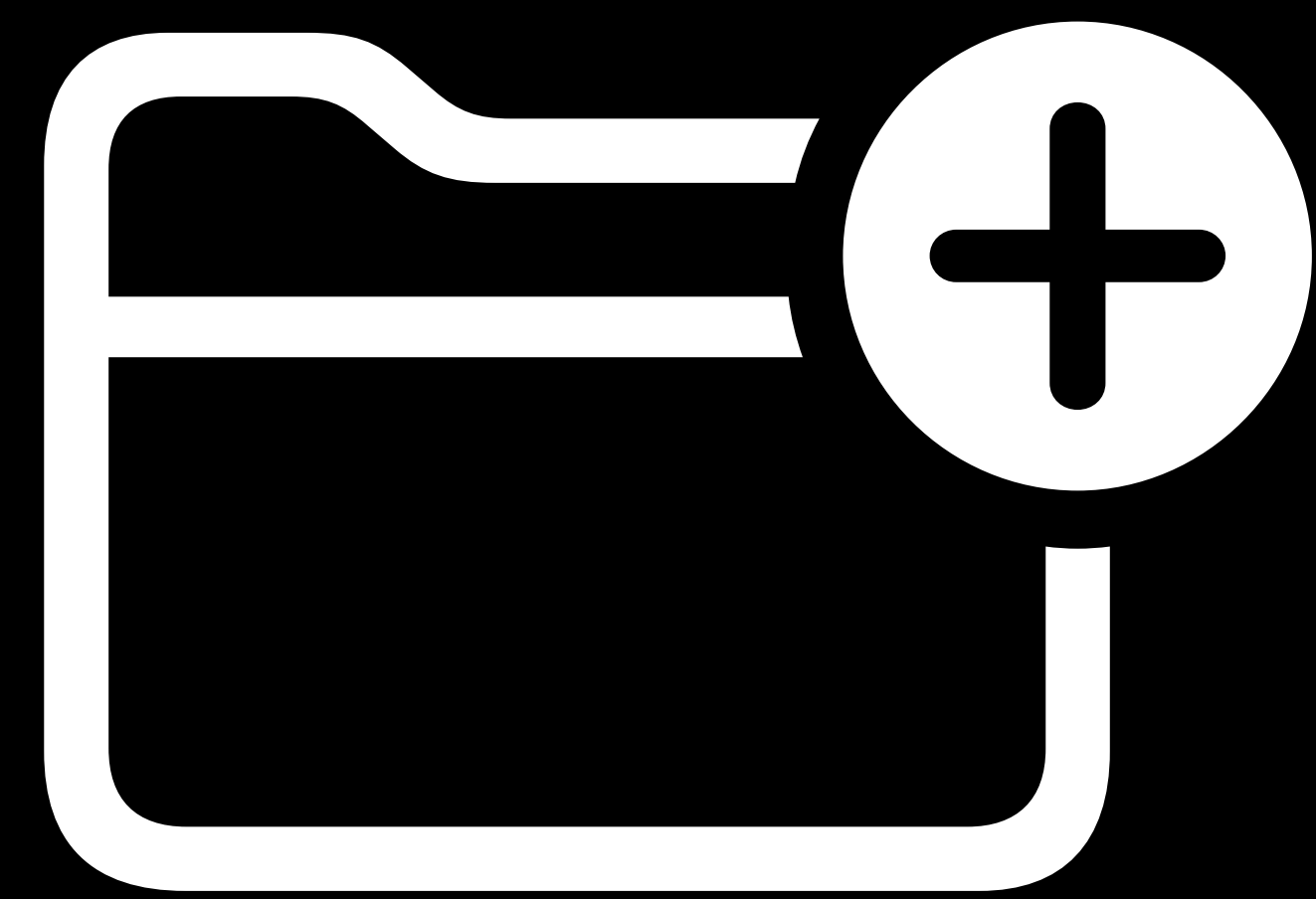


Archive

Flagged



Drafts




New Folder




Sent

Flagged



Drafts




New Folder




Sent

Flagged



Drafts




New Folder




Sent

Flagged



Drafts



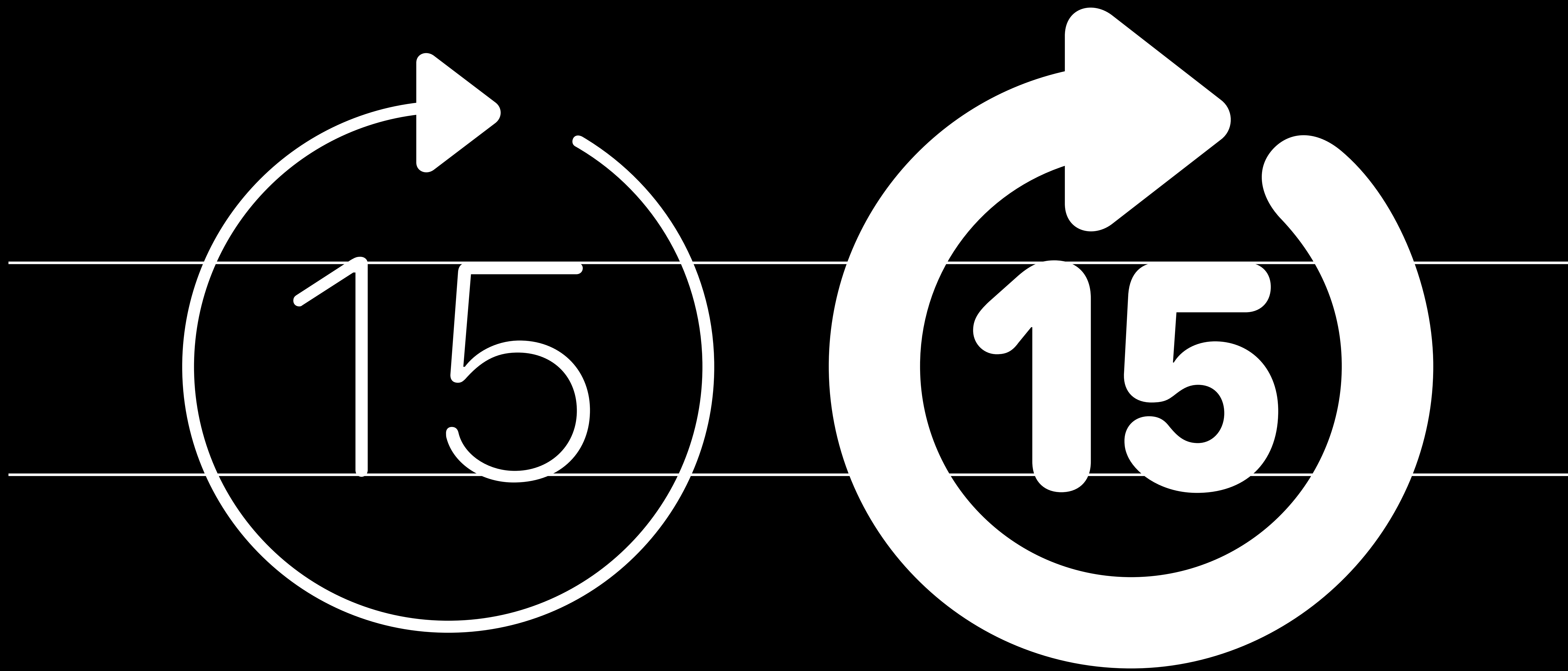
New Folder



Sent

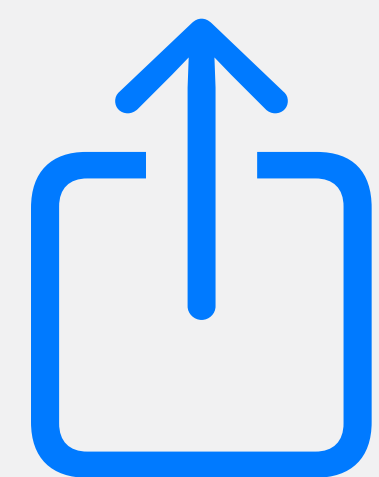






 Design Review

 Search



Add To



⊕ Add ⊕ Add ⊕ Add

⊕ Add

Small

⊕ Add

Medium

⊕ Add

Large



Small

Medium


Large

A small white button with a plus sign in a circle followed by the text 'Add'. The plus sign and text are contained within a thin white horizontal line.

Small

A medium-sized white button with a plus sign in a circle followed by the text 'Add'. The plus sign and text are contained within a thin white horizontal line.

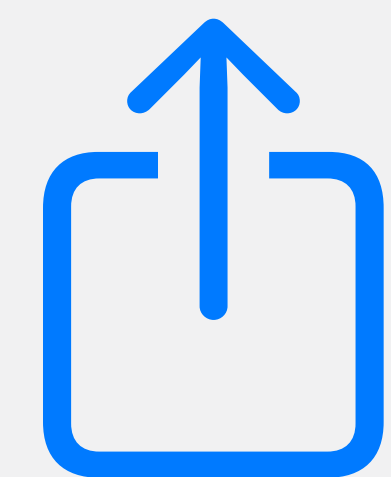
Medium

A large white button with a plus sign in a circle followed by the text 'Add'. The plus sign and text are contained within a thin white horizontal line.

Large

 Design Review

 Search



Add To

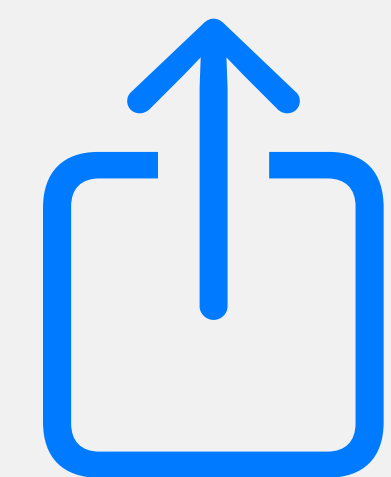


 Design Review

17 points

 Search

17 points



Add To



17 points

 Design Review

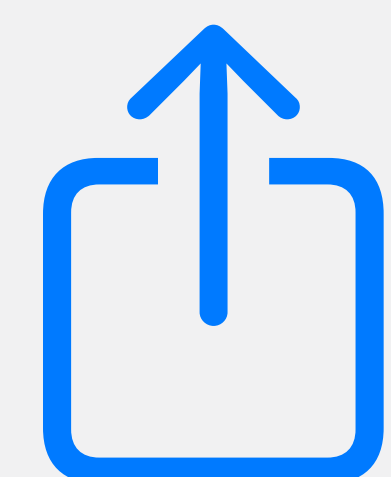
h = 24

17 points

 Search

h = 36

17 points



Add To



h = 44

17 points

Small

 Design Review

h = 24

17 points

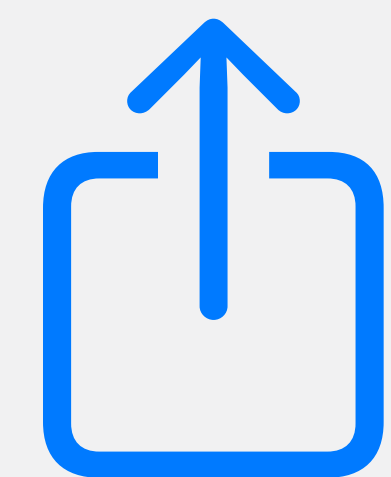
Medium

 Search

h = 36

17 points

Large



Add To



h = 44














17 points

9:41

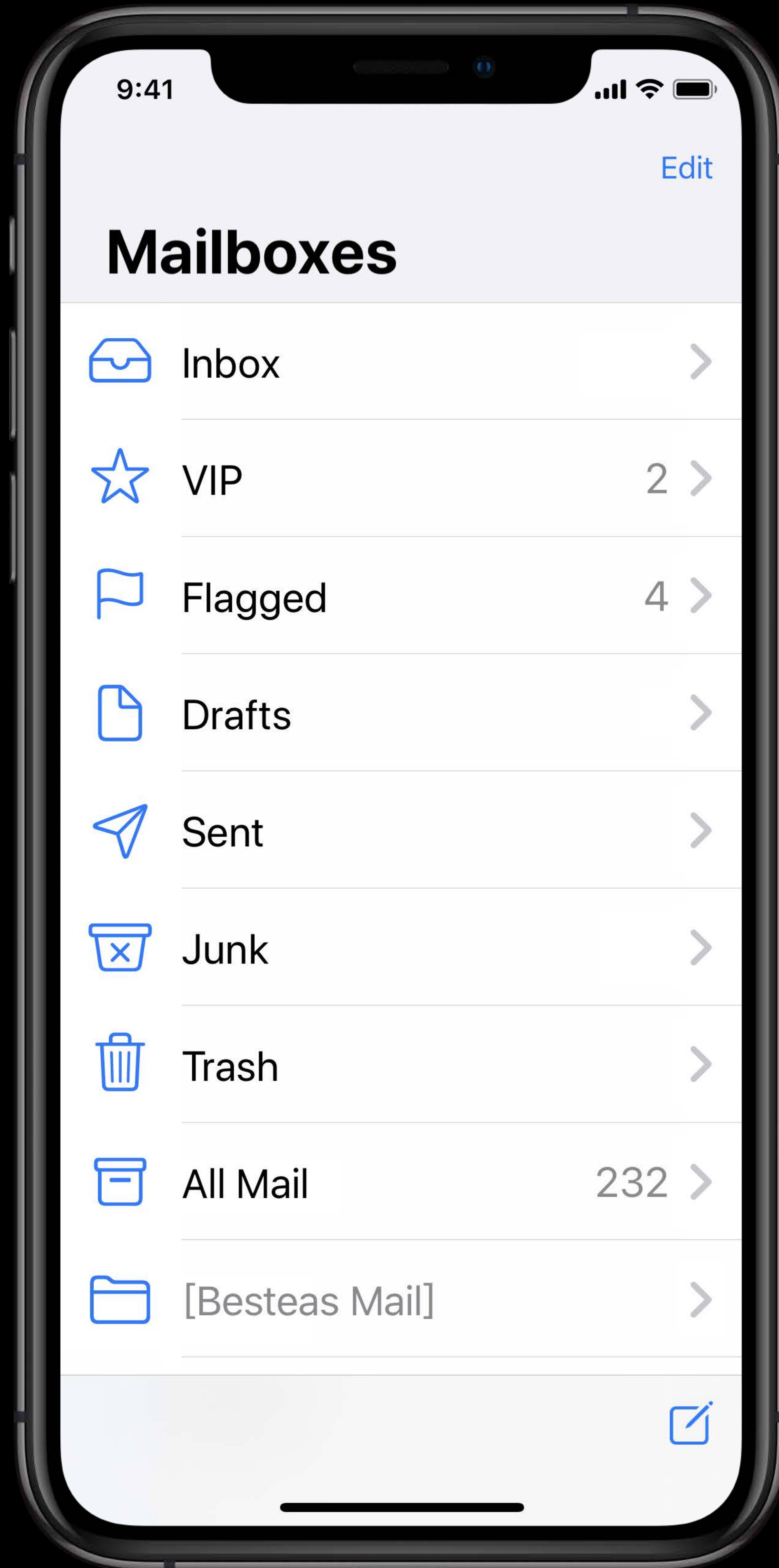
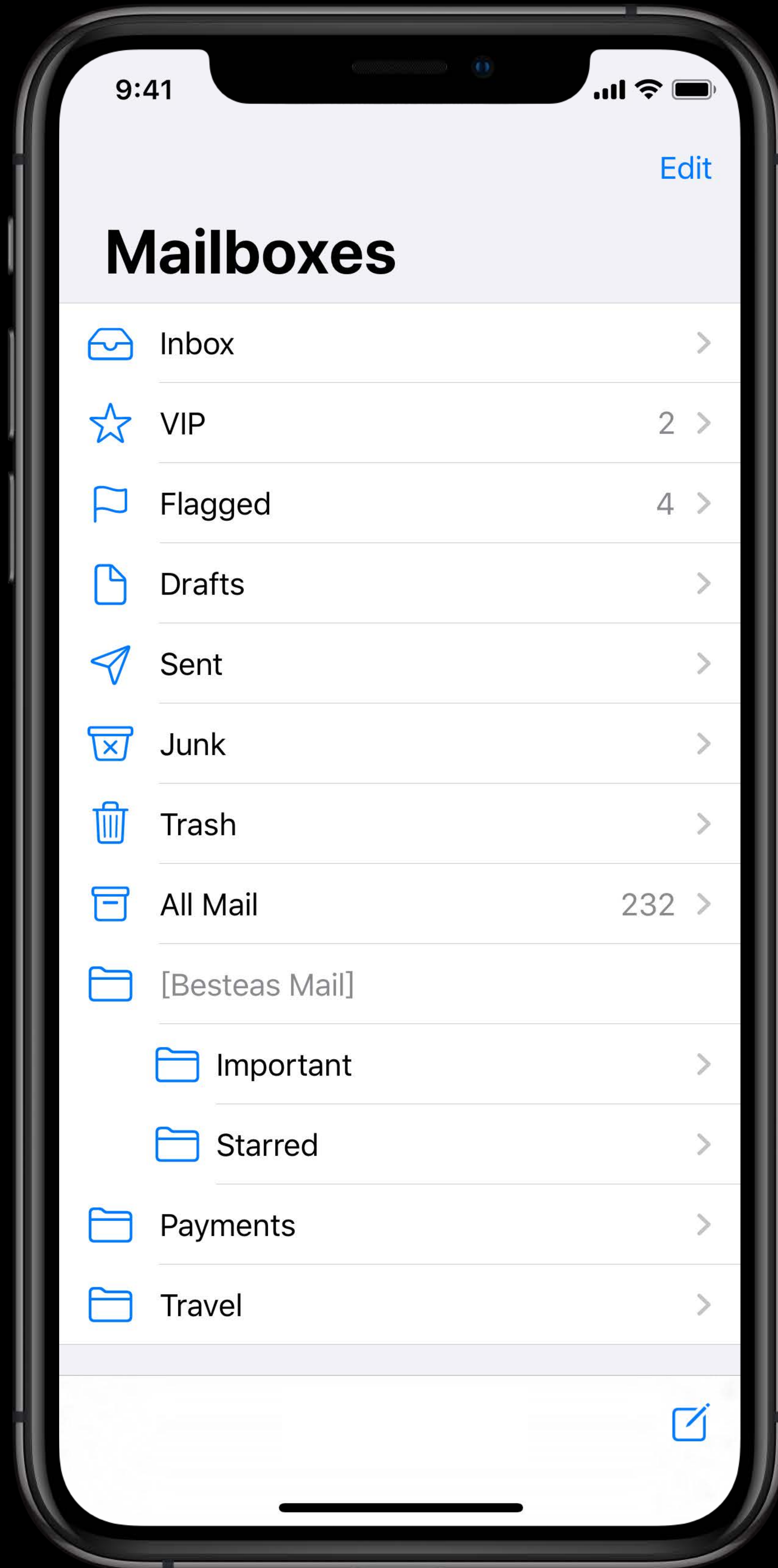


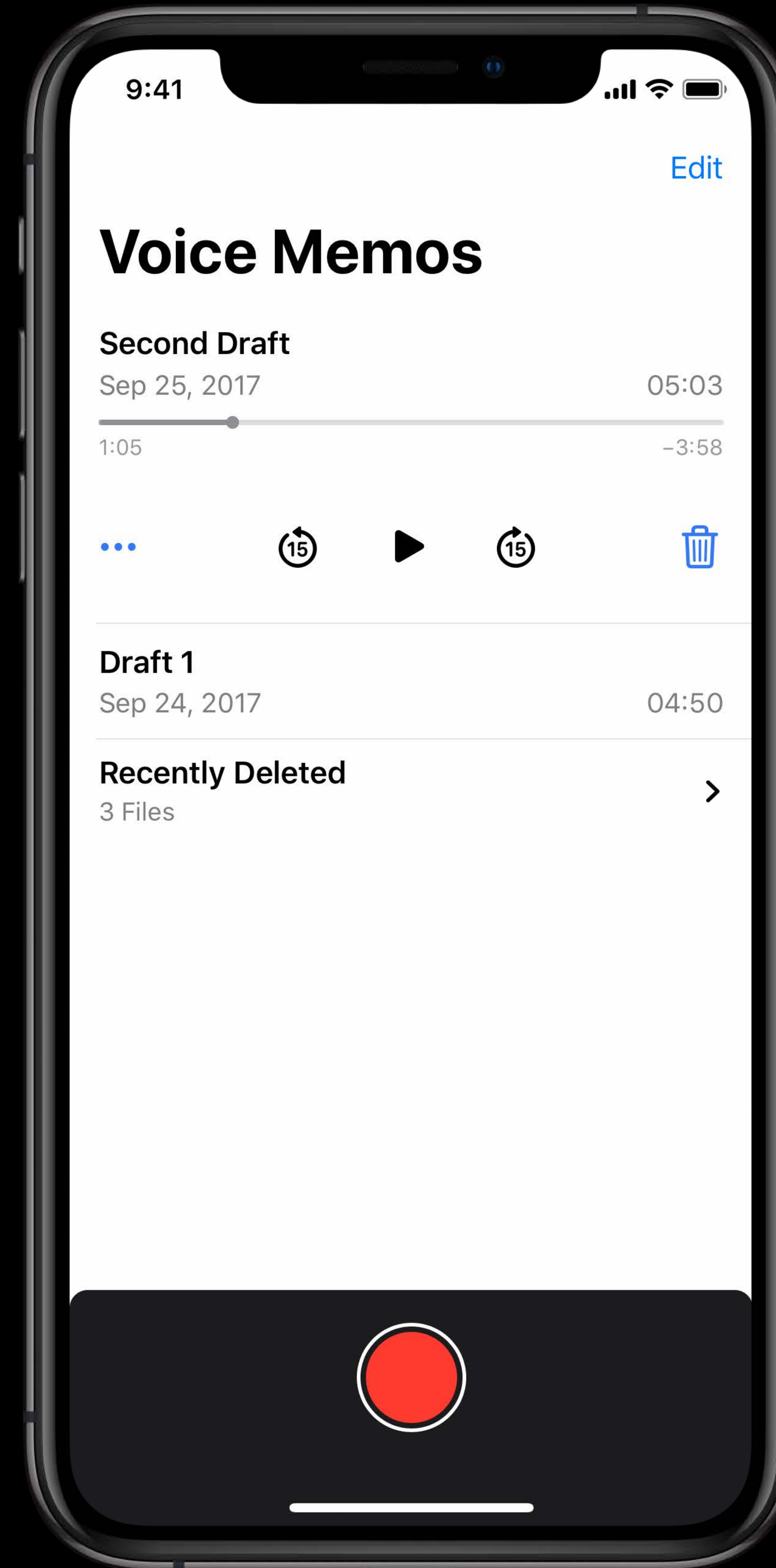
Edit

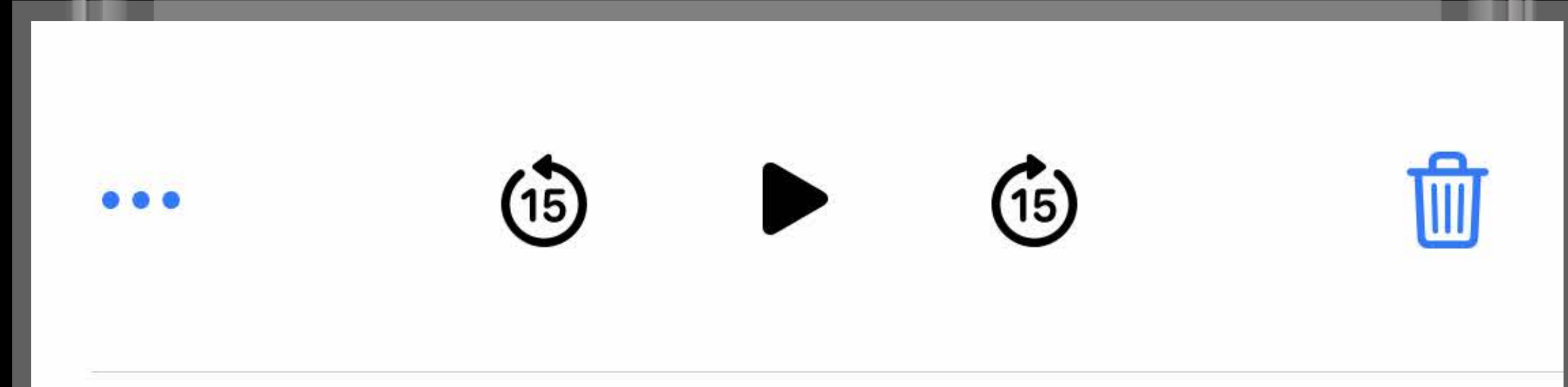
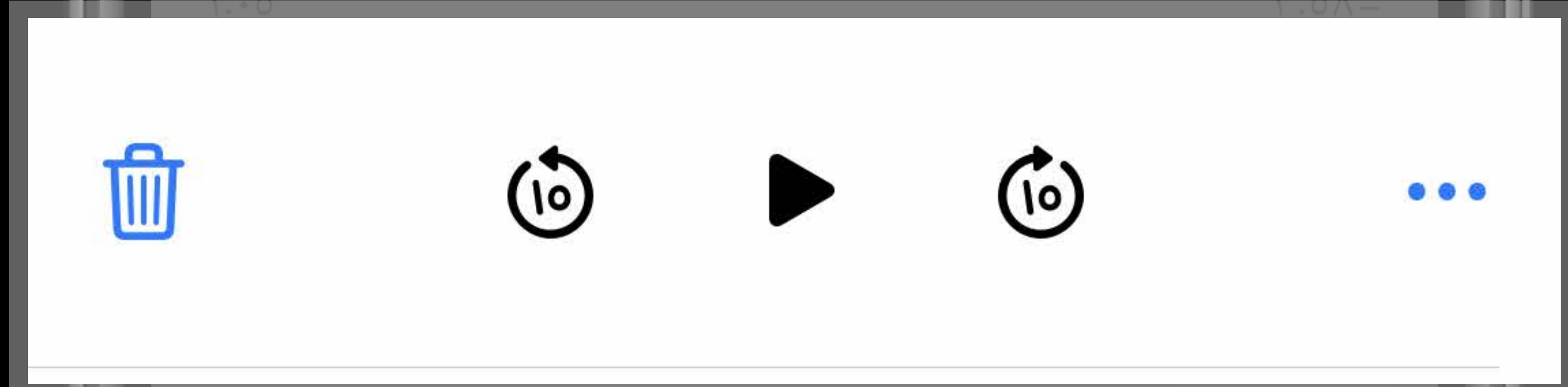
Mailboxes




-  Inbox >
-  VIP 2 >
-  Flagged 4 >
-  Drafts >
-  Sent >
-  Junk >
-  Trash >
-  All Mail 232 >
-  [Besteas Mail]
-  Important >
-  Starred >
-  Payments >
-  Travel >

















"hare"




"paintbrush"




"moon.stars"




"volume.slash"




"volume"




"volume.1"




"volume.2"




"volume.3"




"volume.slash"




"volume"




"volume.1"




"volume.2"




"volume.3"




"volume.slash.fill"




"volume.fill"








"volume.1.fill"





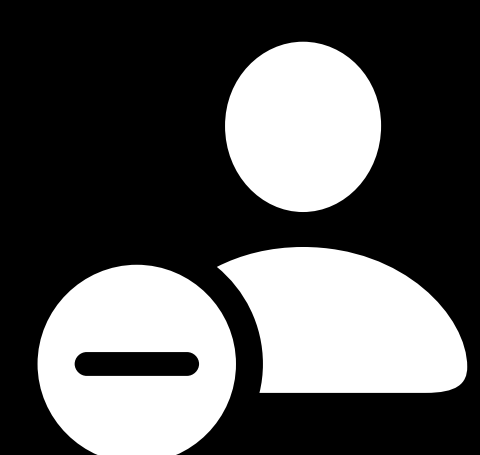





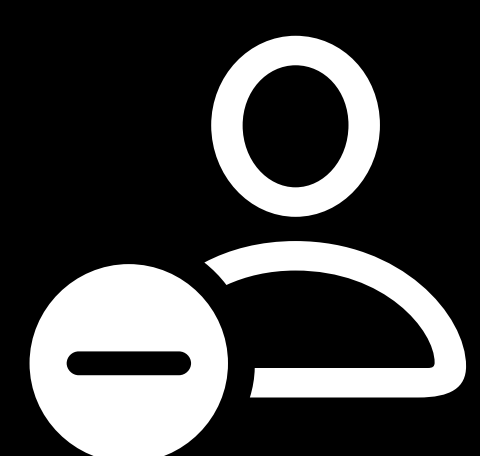
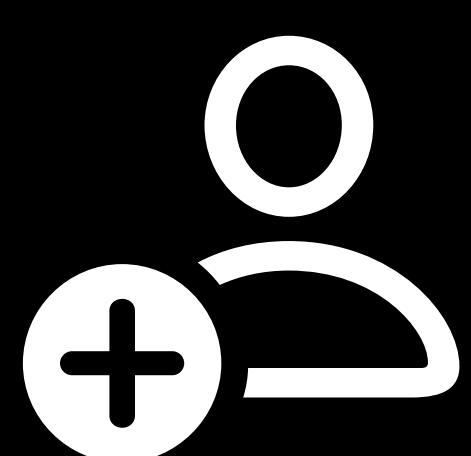








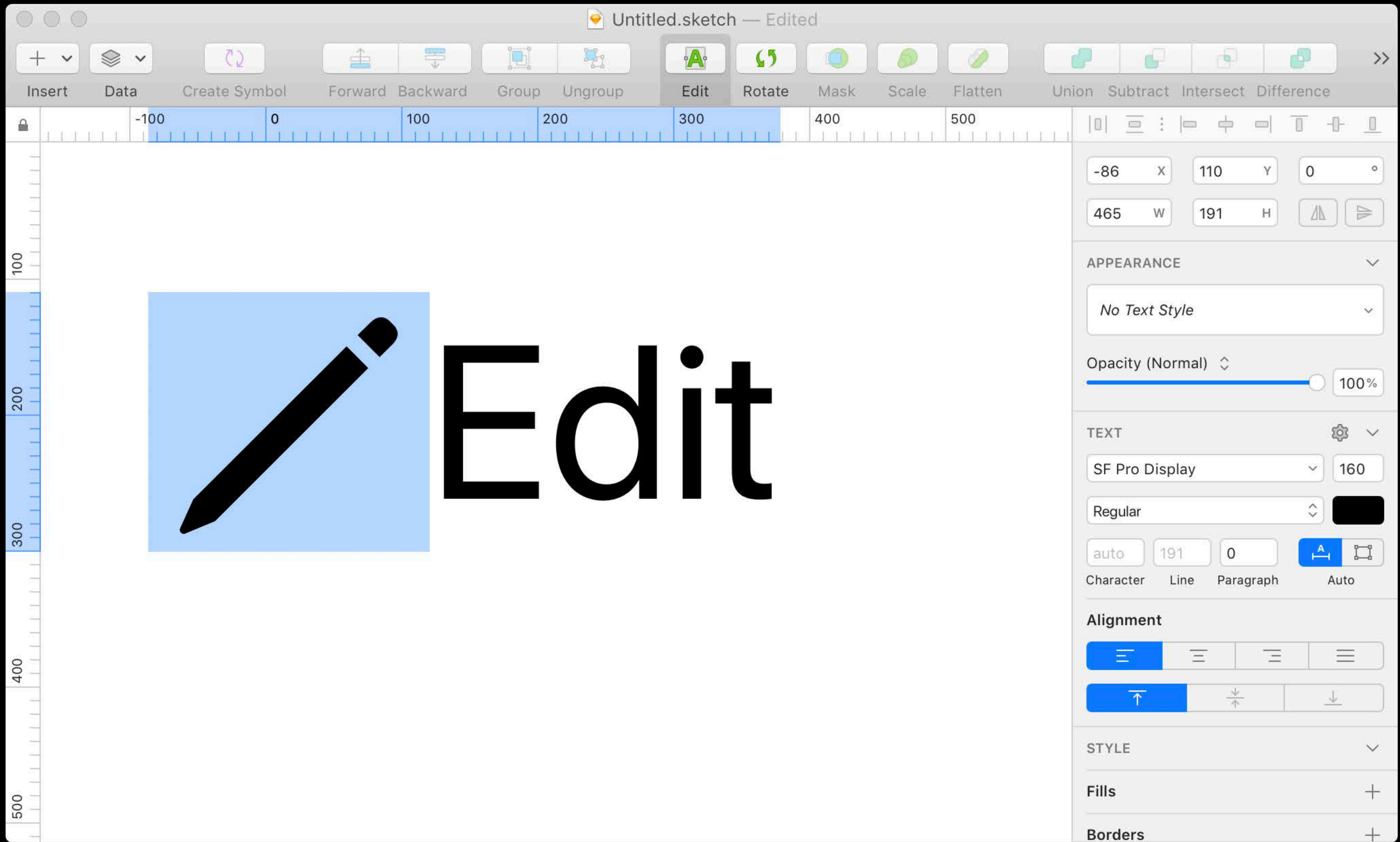
"volume.2.fill"




"volume.3.fill"









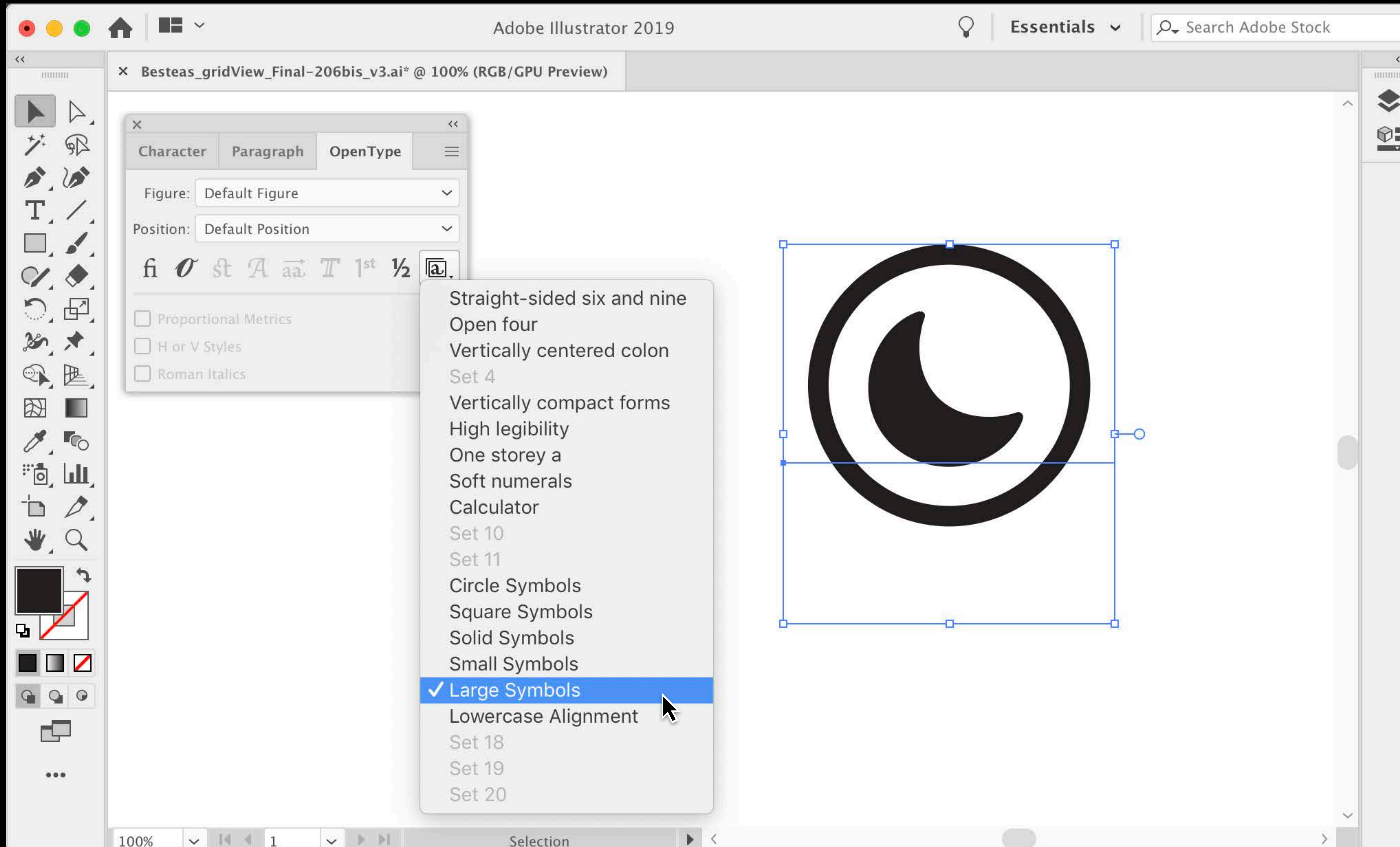
- ▶ Text Spacing
- ▶ Case-Sensitive Layout
- ▼ Alternative Stylistic Sets
 - Straight-sided six and nine
 - Open four
 - Vertically centered colon
 - Vertically compact forms
 - High legibility
 - One storey a
 - Soft numerals
 - Calculator
- Circle Symbols
- Square Symbols
- Solid Symbols
- Small Symbols
- Large Symbols
- Lowercase Alignment
- ▶ Contextual Alternates
- ▶ Lower Case
- ▶ Upper Case

Intersect Difference

Fonts

Family	Typeface	Size
Compact Display	Regular	160
Compact Rounded	Ultralight	9
Compact Text	Thin	10
Pro Display	Light	11
Pro Rounded	Medium	12
Pro Text	Semibold	13
	Bold	14
	Heavy	18
	Black	24
		36

ne Paragraph Auto







SF Symbols



SF Symbols.app





SF Symbols.app





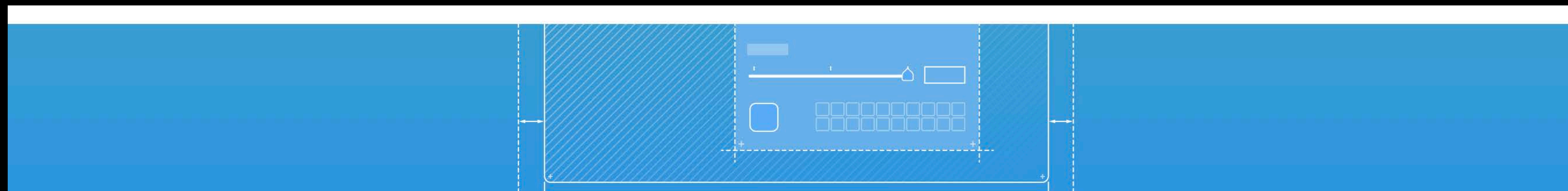
Introducing SF Symbols

With over 1,500 configurable symbols, SF Symbols is designed to integrate seamlessly with San Francisco, the system font for Apple platforms. SF Symbols comes in a wide range of weights and scales that automatically align with text labels, and supports Dynamic Type and the Bold Text accessibility feature. You can also design custom symbols with the same design characteristics and accessibility features.

[Learn more >](#)

[Download SF Symbols beta](#) 

Requires macOS 10.14.4 or later



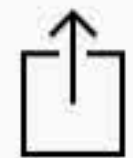
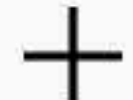



- > iOS
 - > App Architecture
 - > User Interaction
 - > System Capabilities
 - > Visual Design
 - ▼ **Icons and Images**
 - Image Size and Resolution
 - App Icon
 - Custom Icons
 - Launch Screen
 - System Icons**
 - > Bars
 - > Views
 - > Controls
 - > Extensions
- macOS**
- tvOS**
- watchOS**
- > **Technologies**

Navigation Bar and Toolbar Icons

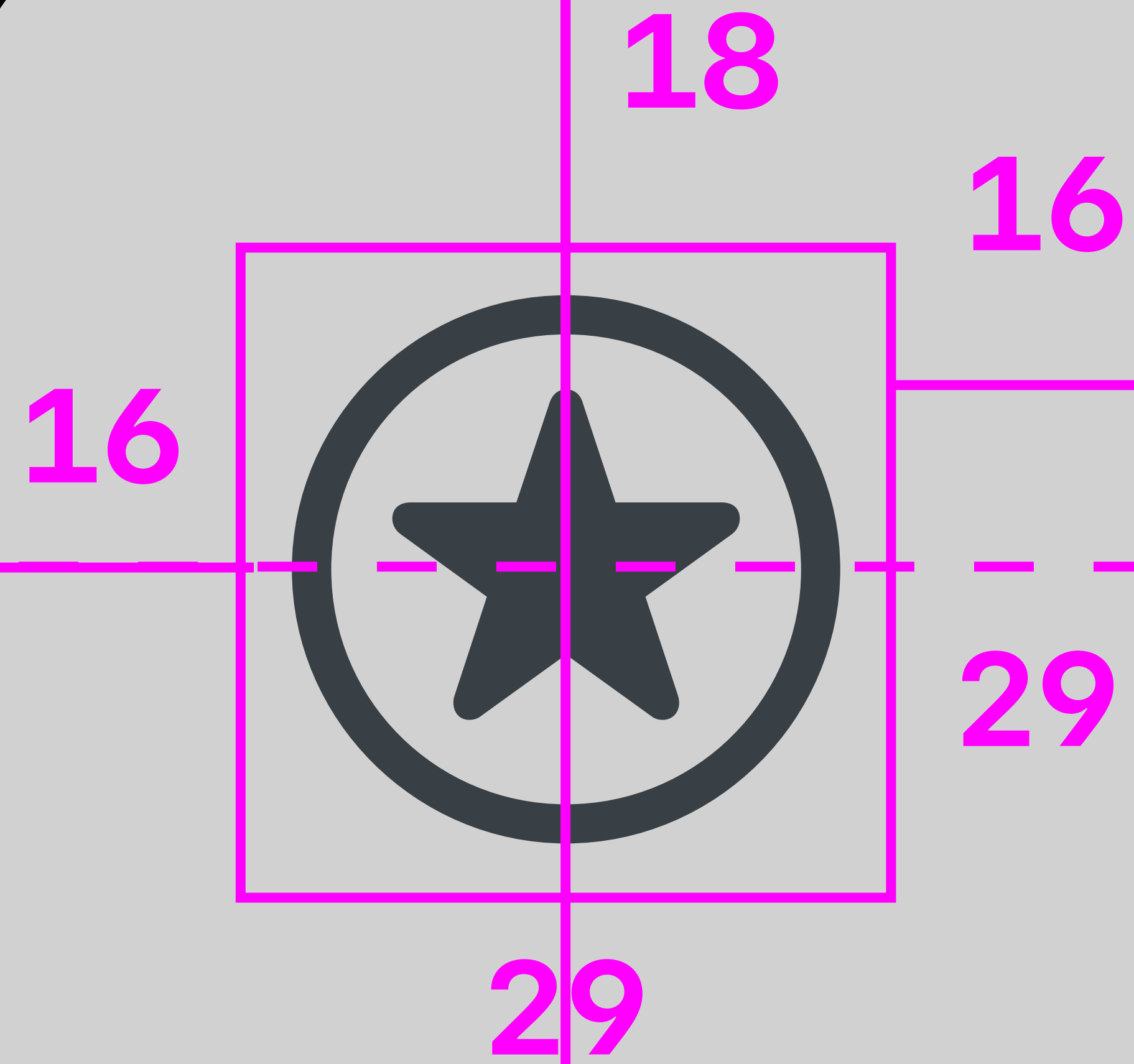
Use the following icons in [navigation bars](#) and [toolbars](#). For developer guidance, see [UIBarButtonItem](#).

TIP

You can use text instead of icons to represent items in a navigation bar or toolbar. For example, Calendar uses "Today," "Calendars," and "Inbox" in the toolbar. You can also use a fixed space element to provide padding between navigation and toolbar icons.

Icon	Name	Meaning	API
	Action (Share)	Shows a modal view containing share extensions, action extensions, and tasks, such as Copy, Favorite, or Find, that are useful in the current context.	action
	Add	Creates a new item.	add
	Bookmarks	Shows app-specific bookmarks.	bookmarks
	Camera	Takes a photo or video, or shows the Photo Library.	camera
Cancel	Cancel	Closes the current view or ends edit mode without saving changes.	cancel
	Compose	Opens a new view in edit mode.	compose
Done	Done	Saves the state and closes the current view, or exits edit mode.	done
Edit	Edit	Enters edit mode in the current context.	edit

System Font, 19 points




Today's special: mint tea w

90



Hot Belgian chocolate with
nutty aftertaste

star.circle, Large



System Font, 19 points

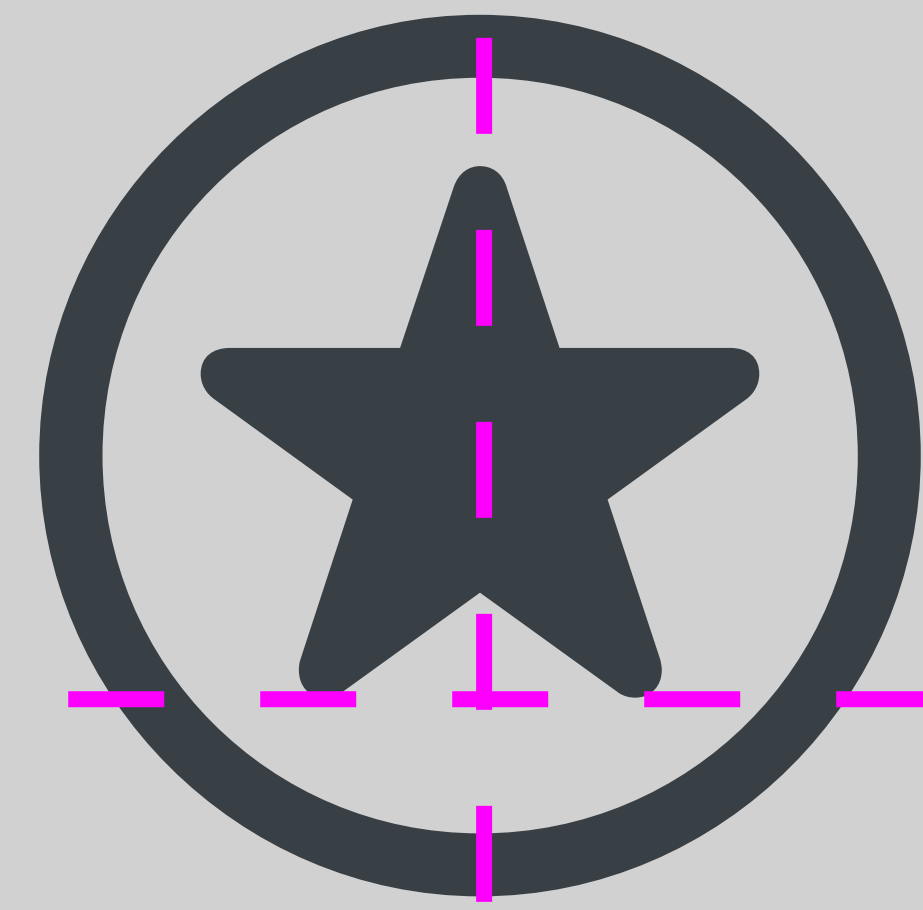
Today's special: mint tea w



90

Hot Belgian chocolate with
nutty aftertaste

star.circle, Large



System Font, 19 points

Today's special: mint tea w

teacup, Large



90

Hot Belgian chocolate with
nutty aftertaste

Weight/Scale Variations

UltraLight

Thin

Light

Regular


Medium

Semibold


Bold

Heavy


Black



Small



Medium



Large



Design Variations

Symbols are supported in up to nine weights and three scales. For optimal layout with text and other symbols, vertically align symbols with the adjacent text.



Side Bearings

Horizontal padding on the left and right side of each symbol can be adjusted by modifying the width of the blue rectangles. Modifications are automatically applied proportionally to all scales and weights.



Exporting

Symbols should be outlined when exporting to ensure the design is preserved when submitting to Xcode.

Template v0.1
Generated from star.circle
Typeset at 100 points

Sketch File Edit Insert Layer Text Prototyping Arrange Plugins View Window Mon 9:41 AM

Untitled.sketch — Edited

Insert Data Create Symbol Forward Backward Group Ungroup Edit Rotate Mask Scale Flatten Union Subtract Intersect Difference

PAGES + ^ 🔒

Page 1

▼ star.circle

- ▼ Symbols
 - ▶ Black-L
 - ▶ Heavy-L
 - ▶ Bold-L
 - ▶ Semibold-L
 - ▶ Medium-L
 - ▶ Regular-L
 - ▶ Light-L
 - ▶ Thin-L
 - ▶ Ultralight-L
 - ▶ Black-M
 - ▶ Heavy-M
 - ▶ Bold-M
 - ▶ Semibold-M
 - ▶ Medium-M

Filter

430 860 1,290 1,720 2,150 2,580 3,010

430 860 1,290 1,720 2,150

Weight/Scale Variations: Ultralight Thin Light Regular Medium Semibold Bold Heavy Black



Small Medium Large

ⓄⓄⓄ Design Variations: Symbols are supported in up to nine weights and three scales. For optimal layout with text and other symbols, vertically align symbols with the adjacent text.

A Side Bearings: Horizontal padding on the left and right side of each symbol can be adjusted by modifying the width of the blue rectangles. Modifications are automatically applied proportionally to all scales and weights.

🔗 Exporting: Symbols should be outlined when exporting to ensure the design is preserved when submitting to Xcode.

Template v0.1
Generated from the circle
Typeset at 100 points



Design Variations
Symbols are supported in up to nine weights and three scales.
For optimal layout with text and other symbols, vertically align symbols with the adjacent text.

Side Bearings
Horizontal padding on the left and right side of each symbol can be adjusted by modifying the width of the blue rectangles. Modifications are automatically applied proportionally to all scales and weights.

Exporting
Symbols should be outlined when exporting to ensure the design is preserved when submitting to Xcode.

Layers Properties

Visibility	Symbol	Name	Lock
<input type="checkbox"/>		Symbols	<input type="checkbox"/>
<input type="checkbox"/>		Black-L	<input type="checkbox"/>
<input type="checkbox"/>		Heavy-L	<input type="checkbox"/>
<input type="checkbox"/>		Bold-L	<input type="checkbox"/>
<input type="checkbox"/>		Semibold-L	<input type="checkbox"/>
<input type="checkbox"/>		Medium-L	<input type="checkbox"/>
<input type="checkbox"/>		Regular-L	<input type="checkbox"/>
<input type="checkbox"/>		Light-L	<input type="checkbox"/>
<input type="checkbox"/>		Thin-L	<input type="checkbox"/>
<input type="checkbox"/>		Ultralight-L	<input type="checkbox"/>
<input type="checkbox"/>		Black-M	<input type="checkbox"/>
<input type="checkbox"/>		Heavy-M	<input type="checkbox"/>
<input type="checkbox"/>		Bold-M	<input type="checkbox"/>
<input type="checkbox"/>		Semibold-M	<input type="checkbox"/>
<input type="checkbox"/>		Medium-M	<input type="checkbox"/>

1 Layer

Apple Xcode File Edit View Find Navigate Editor Product Debug Source Control Window Help Mon 9:41 AM

Bestea > iPhone XS Bestea: Ready | Today at 9:41 AM

Bestea > Bestea > Assets.xcassets > star.circle

star.circle

	Ultralight	Thin	Light	Regular	Medium	Semibold	Bold	Heavy	Black
Small									
Medium									
Large									

Symbol Image

+ - Filter Show Slicing

SF Pro Text

Regular


Search



circle




circle.fill




circle.lefthalf.fill



circle.righthalf.fill



a.circle



a.circle.fill




b.circle



b.circle.fill




c.circle



c.circle.fill



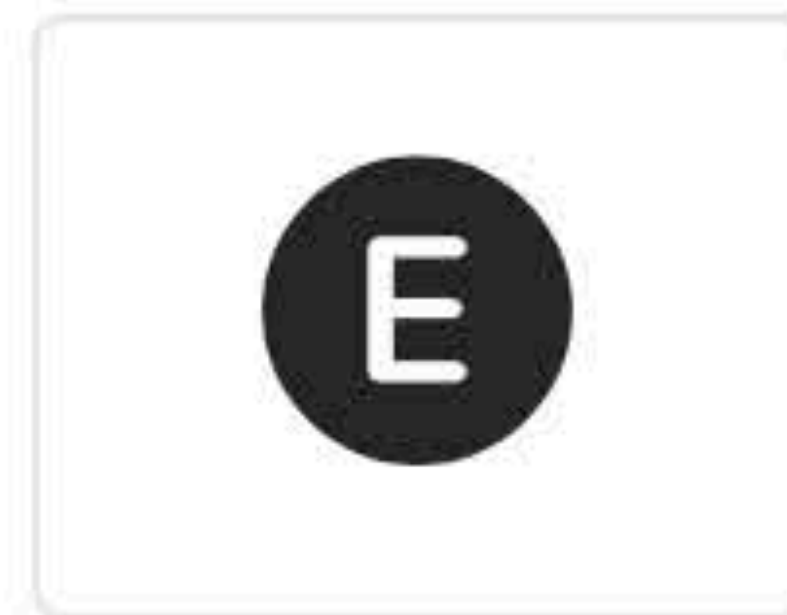
d.circle



d.circle.fill



e.circle



e.circle.fill



f.circle



f.circle.fill



g.circle



g.circle.fill




h.circle



h.circle.fill



i.circle




i.circle.fill




j.circle



j.circle.fill



k.circle



k.circle.fill



l.circle



l.circle.fill




m.circle



m.circle.fill



n.circle



































n.circle.fill

Apple SF Symbols File Edit View Window Help Mon 9:41 AM

SF Pro Text - Regular - 15.0d4e20

SF Pro Text Regular

































circle

							
circle	circle.fill	circle.lefthalf.fill	circle.righthalf.fill	a.circle	a.circle.fill	b.circle	b.circle.fill
							
c.circle	c.circle.fill	d.circle	d.circle.fill	e.circle	e.circle.fill	f.circle	f.circle.fill
							
g.circle	g.circle.fill	h.circle	h.circle.fill	i.circle	i.circle.fill	j.circle	j.circle.fill
							
k.circle	k.circle.fill	l.circle	l.circle.fill	m.circle	m.circle.fill	n.circle	n.circle.fill

Apple SF Symbols File Edit View Window Help Wi-Fi Signal AirPlay Battery Mon 9:41 AM Search

SF Pro Text - Regular - 15.0d4e20


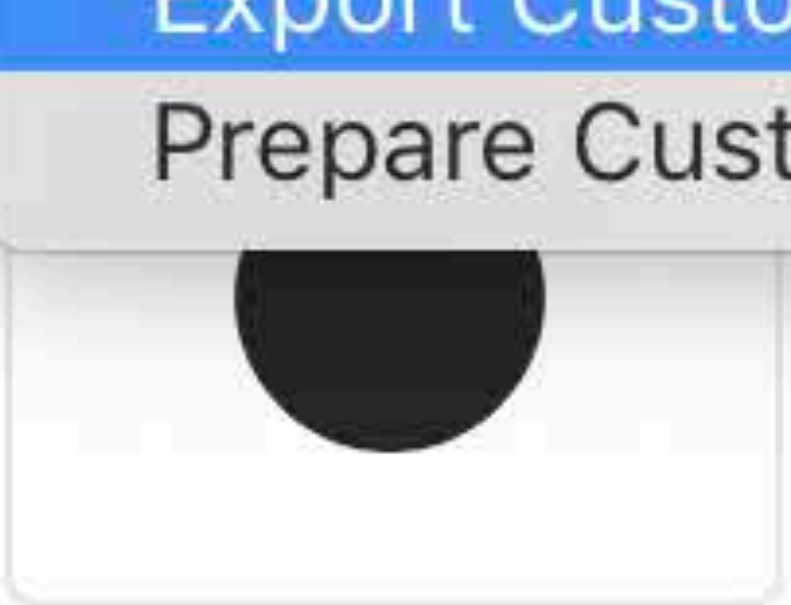
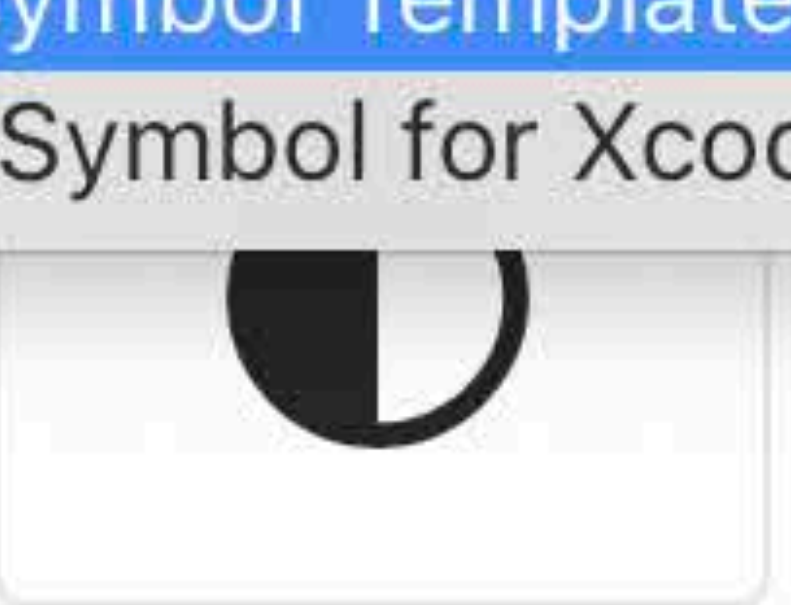





























SF Pro Text Regular Q circle

							
circle	circle.fill	circle.lefthalf.fill	circle.righthalf.fill	a.circle	a.circle.fill	b.circle	b.circle.fill
							
c.circle	c.circle.fill	d.circle	d.circle.fill	e.circle	e.circle.fill	f.circle	f.circle.fill
							
g.circle	g.circle.fill	h.circle	h.circle.fill	i.circle	i.circle.fill	j.circle	j.circle.fill
							
k.circle	k.circle.fill	l.circle	l.circle.fill	m.circle	m.circle.fill	n.circle	n.circle.fill

Apple SF Symbols File Edit View Window Help WiFi Speaker Battery Mon 9:41 AM Search System More

SF Pro Text o Text - Regular - 15.0d4e20

Reload Fonts ⌘R
Close ⌘W
Export Custom Symbol Template... ⌘E
Prepare Custom Symbol for Xcode...

 circle	 circle.fill	 circle.lefthalf.fill	 circle.righthalf.fill	 a.circle	 a.circle.fill	 b.circle	 b.circle.fill
 c.circle	 c.circle.fill	 d.circle	 d.circle.fill	 e.circle	 e.circle.fill	 f.circle	 f.circle.fill
 g.circle	 g.circle.fill	 h.circle	 h.circle.fill	 i.circle	 i.circle.fill	 j.circle	 j.circle.fill
 k.circle	 k.circle.fill	 l.circle	 l.circle.fill	 m.circle	 m.circle.fill	 n.circle	 n.circle.fill

Apple SF Symbols File Edit View Window Help Mon 9:41 AM

SF Pro Text - Regular - 15.0d4e20

SF Pro Text Regular circle

circle circle.fill circle.left

c.circle c.circle.fill d.circle d.circle.fill e.circle e.circle.fill f.circle f.circle.fill

g.circle g.circle.fill h.circle h.circle.fill i.circle i.circle.fill j.circle j.circle.fill

k.circle k.circle.fill l.circle l.circle.fill m.circle m.circle.fill n.circle n.circle.fill

Export As: circle.svg

Tags:

Where: Desktop — iCloud

Cancel Export

The image shows a screenshot of the SF Symbols application on a Mac. The main window displays a grid of symbols from the SF Pro Text font family, specifically the 'circle' category. The symbols are arranged in a grid with labels below them, such as 'circle', 'circle.fill', 'c.circle', 'c.circle.fill', etc. An 'Export As' dialog box is open over the grid, showing the filename 'circle.svg', an empty 'Tags' field, and the location 'Desktop — iCloud'. The dialog has 'Cancel' and 'Export' buttons. The top of the screen shows the macOS menu bar with the application name 'SF Symbols', standard menus (File, Edit, View, Window, Help), and system status icons (Wi-Fi, AirPlay, battery, time: Mon 9:41 AM).

Sketch File Edit Insert Layer Text Prototyping Arrange Plugins View Window Mon 9:41 AM

Untitled.sketch — Edited

Insert Data Create Symbol Forward Backward Group Ungroup Edit Rotate Mask Scale Flatten Union Subtract Intersect Difference

PAGES Page 1

teacup Symbols Black-L Heavy-L Bold-L Semibold-L Medium-L Regular-L Light-L Thin-L Ultralight-L Black-M Heavy-M Bold-M Semibold-M Medium-M

430 860 1,290 1,720 2,150

Weight Variations: Ultralight, Thin, Light, Regular, Medium, Semibold, Bold, Heavy, Black

Small Medium Large

Design Variations
Symbols are supported up to nine weights and three scales. For optimal usage with text other symbols, vertically align symbols with the adjacent text.

Side Bearings
Horizontal padding on the left and right side of each symbol can be adjusted by modifying the width of the blue rectangles. Modifications are automatically applied proportionally to all scales and weights.

Exporting
Symbols should be outlined when exporting to ensure the design is preserved when resubmitting to Italic.

Template v0.1
Generated from the circle
Typekit at 100 points




PAGES + ^

Page 1

- teacup
 - Symbols
 - Black-L
 - Heavy-L
 - Bold-L
 - Semibold-L
 - Medium-L
 - Regular-L
 - Light-L
 - Thin-L
 - Ultralight-L
 - Black-M
 - Heavy-M
 - Bold-M
 - Semibold-M
 - Medium-M

Filter



Design Variations
 Symbols are supported in up to nine weights and three scales. For optimal usage with text other symbols, vertically align symbols with the adjacent text.

Side Bearings
 Horizontal padding on the left and right side of each symbol can be adjusted by modifying the width of the blue rectangles. Modifications are automatically applied proportionally to all scales and weights.

Exporting
 Symbols should be outlined when exporting to ensure the design is preserved when rasterizing to image.

Template v0.1
 Generated from the circle
 Typoform at 100 points




PAGES + ^

Page 1

- teacup
 - Symbols
 - Black-L
 - Heavy-L
 - Bold-L
 - Semibold-L
 - Medium-L
 - Regular-L
 - Light-L
 - Thin-L
 - Ultralight-L
 - Black-M
 - Heavy-M
 - Bold-M
 - Semibold-M
 - Medium-M

Filter

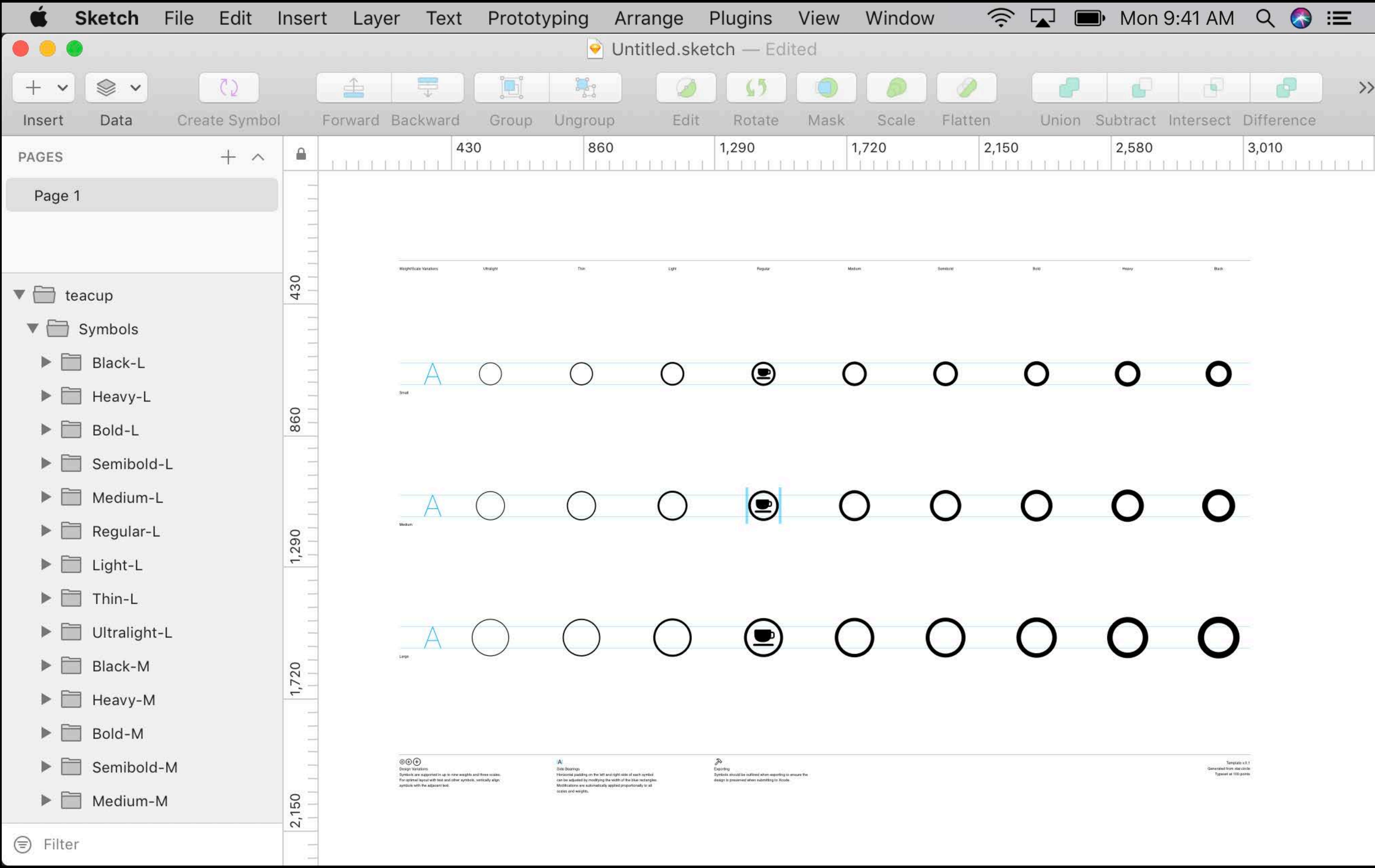


Design Variations
Symbols are supported up to nine weights and three scales. For optimal usage with text other symbols, vertically align symbols with the adjacent text.

Side Bearings
Horizontal padding on the left and right side of each symbol can be adjusted by modifying the width of the blue rectangles. Modifications are automatically applied proportionally to all scales and weights.

Exporting
Symbols should be outlined when exporting to ensure the design is preserved when resubmitting to Store.

Template v0.1
Generated from the circle
Typekit at 100 points



Insert Data Create Symbol Forward Backward Group Ungroup Edit Rotate Mask Scale Flatten Union Subtract Intersect Difference

PAGES + ^

Page 1

- teacup
 - Symbols
 - Black-L
 - Heavy-L
 - Bold-L
 - Semibold-L
 - Medium-L
 - Regular-L
 - Light-L
 - Thin-L
 - Ultralight-L
 - Black-M
 - Heavy-M
 - Bold-M
 - Semibold-M
 - Medium-M

430 860 1,290 1,720 2,150 2,580 3,010

Weight Scale Variations: UltraLight Thin Light Regular Medium Semibold Bold Heavy Black

Small

Medium

Large

Design Variations
Symbols are supported in up to nine weights and three scales. For optimal usage with text other symbols, vertically align symbols with the adjacent text.

Side Bearings
Horizontal padding on the left and right side of each symbol can be adjusted by modifying the width of the blue rectangles. Modifications are automatically applied proportionally to all scales and weights.

Exporting
Symbols should be outlined when exporting to ensure the design is preserved when rasterizing to pixels.

Template v0.1
Generated from the circle
Typeface at 100 points

Filter

Sketch File Edit Insert Layer Text Prototyping Arrange Plugins View Window Mon 9:41 AM

Untitled.sketch — Edited

Insert Data Create Symbol Forward Backward Group Ungroup Edit Rotate Mask Scale Flatten Union Subtract Intersect Difference

PAGES + ^ 🔒

Page 1

teacup

- Symbols
 - Black-L
 - Heavy-L
 - Bold-L
 - Semibold-L
 - Medium-L
 - Regular-L
 - Light-L
 - Thin-L
 - Ultralight-L
 - Black-M
 - Heavy-M
 - Bold-M
 - Semibold-M
 - Medium-M

Filter

430 860 1,290 1,720 2,150 3,010

Weight Variations: Ultralight, Thin, Light, Regular, Medium, Semibold, Bold, Heavy, Black

Small

Medium

Large

Design Variations: Symbols are organized up in nine weights and three scales. For optimal usage with text other symbols, vertically align symbols with the adjacent text.

Side Bearings: Horizontal padding on the left and right side of each symbol can be adjusted by modifying the width of the blue rectangles. Modifications are automatically applied proportionally to all scales and weights.

Spacing: Symbols should be crafted when spacing to ensure the design is preserved when substituting to icons.

Template v0.1
Generated from the circle
Typewriter at 100 points

Sketch File Edit Insert Layer Text Prototyping Arrange Plugins View Window Mon 9:41 AM

Untitled.sketch — Edited

Insert Data Create Symbol Forward Backward Group Ungroup Edit Rotate Mask Scale Flatten Union Subtract Intersect Difference

PAGES Page 1

teacup

- Symbols
 - Black-L
 - Heavy-L
 - Bold-L
 - Semibold-L
 - Medium-L
 - Regular-L
 - Light-L
 - Thin-L
 - Ultralight-L
 - Black-M
 - Heavy-M
 - Bold-M
 - Semibold-M
 - Medium-M

430 860 1,290 1,720 2,150

430 860 1,290 1,720 2,150

Design Variations

Ultralight	Thin	Light	Regular	Medium	Semibold	Bold

Small Medium Large

Design Variations: Symbols are supported in up to nine weights and three scales. For optimal layout with text and other symbols, vertically align symbols with the adjacent text.

Side Bearings: Horizontal padding on the left and right side of each symbol can be adjusted by modifying the width of the blue rectangles. Modifications are automatically applied proportionally to all scales and weights.

Exporting: Symbols should be outlined when exporting to ensure the design is preserved when rasterizing to pixels.

APPEARANCE No Layer Style Opacity (Normal) 100%

STYLE Shadows

EXPORT Presets 1x SVG Size Prefix/Suffix Format

Export Selected...

Sketch File Edit Insert Layer Text Prototyping Arrange Plugins View Window Mon 9:41 AM

Untitled.sketch — Edited

Insert Data Create Symbol Forward Backward Group Ungroup Edit Rotate Mask Scale Flatten Union Subtract Intersect Difference

PAGES Page 1

teacup

- Symbols
 - Black-L
 - Heavy-L
 - Bold-L
 - Semibold-L
 - Medium-L
 - Regular-L
 - Light-L
 - Thin-L
 - Ultralight-L
 - Black-M
 - Heavy-M
 - Bold-M
 - Semibold-M
 - Medium-M

430 860 1,290 1,720 2,150

430 860 1,290 1,720 2,150

Appearance: No Layer Style, Opacity (Normal) 100%

Style: Shadows

Export: Presets (1x, SVG), Export Selected...

Design Variations: Symbols are supported in up to nine weights and three scales. For optimal layout with text and other symbols, vertically align symbols with the adjacent text.

Side Bearings: Horizontal padding on the left and right side of each symbol can be adjusted by modifying the width of the blue rectangles. Modifications are automatically applied proportionally to all scales and weights.

Exporting: Symbols should be outlined when exporting to ensure the design is preserved when rasterizing to pixels.

Apple Xcode File Edit View Find Navigate Editor Product Debug Source Control Window Help Mon 9:41 AM

Bestea > iPhone XS Bestea: Ready | Today at 9:41 AM

Bestea > Bestea > Assets.xcassets > teacup

teacup

	Ultralight	Thin	Light	Regular	Medium	Semibold	Bold	Heavy	Black
Small									
Medium									
Large									

Symbol Image

+ - Filter Show Slicing

Weight/Scale Variations

Ultralight

Thin

Light

Regular


Medium

Semibold


Bold

Heavy

Black



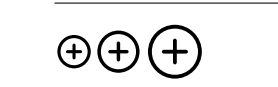
Small



Medium



Large



Design Variations
Symbols are supported in up to nine weights and three scales.
For optimal layout with text and other symbols, vertically align symbols with the adjacent text.



Side Bearings
Horizontal padding on the left and right side of each symbol can be adjusted by modifying the width of the blue rectangles. Modifications are automatically applied proportionally to all scales and weights.



Exporting
Symbols should be outlined when exporting to ensure the design is preserved when submitting to Xcode.

Template v.0.1
Generated from star.circle
Typeset at 100 points

Weight/Scale Variations

Ultralight

Thin

Light

Regular

Medium

Semibold

Bold

Heavy


Black

A

Small

A

Medium



A

Large



Design Variations

Symbols are supported in up to nine weights and three scales. For optimal layout with text and other symbols, vertically align symbols with the adjacent text.



Side Bearings

Horizontal padding on the left and right side of each symbol can be adjusted by modifying the width of the blue rectangles. Modifications are automatically applied proportionally to all scales and weights.



Exporting

Symbols should be outlined when exporting to ensure the design is preserved when submitting to Xcode.

Template v.0.1
Generated from star.circle
Typeset at 100 points

Weight/Scale Variations

Ultralight

Thin

Light

Regular

Medium

Semibold

Bold

Heavy

Black

A



Small

A



Medium

A



Large



Design Variations

Symbols are supported in up to nine weights and three scales. For optimal layout with text and other symbols, vertically align symbols with the adjacent text.



Side Bearings

Horizontal padding on the left and right side of each symbol can be adjusted by modifying the width of the blue rectangles. Modifications are automatically applied proportionally to all scales and weights.



Exporting

Symbols should be outlined when exporting to ensure the design is preserved when submitting to Xcode.

Template v0.1
Generated from star.circle
Typeset at 100 points

Weight/Scale Variations

UltraLight

Thin

Light

Regular

Medium

Semibold

Bold

Heavy

Black

A





Small

A



Medium

A



Large



Design Variations
Symbols are supported in up to nine weights and three scales.
For optimal layout with text and other symbols, vertically align symbols with the adjacent text.



Side Bearings
Horizontal padding on the left and right side of each symbol can be adjusted by modifying the width of the blue rectangles. Modifications are automatically applied proportionally to all scales and weights.



Exporting
Symbols should be outlined when exporting to ensure the design is preserved when submitting to Xcode.

Template v0.1
Generated from star.circle
Typeset at 100 points

Weight/Scale Variations

UltraLight

Thin

Light

Regular

Medium

Semibold

Bold

Heavy

Black





A

Small







A

Medium



A

Large



Design Variations
Symbols are supported in up to nine weights and three scales.
For optimal layout with text and other symbols, vertically align symbols with the adjacent text.



Side Bearings
Horizontal padding on the left and right side of each symbol can be adjusted by modifying the width of the blue rectangles. Modifications are automatically applied proportionally to all scales and weights.



Exporting
Symbols should be outlined when exporting to ensure the design is preserved when submitting to Xcode.

Template v0.1
Generated from star.circle
Typeset at 100 points

Weight/Scale Variations

UltraLight

Thin

Light

Regular


Medium

Semibold


Bold

Heavy


Black




Small



Medium



Large



Design Variations

Symbols are supported in up to nine weights and three scales. For optimal layout with text and other symbols, vertically align symbols with the adjacent text.



Side Bearings

Horizontal padding on the left and right side of each symbol can be adjusted by modifying the width of the blue rectangles. Modifications are automatically applied proportionally to all scales and weights.



Exporting

Symbols should be outlined when exporting to ensure the design is preserved when submitting to Xcode.

Template v.0.1
Generated from star.circle
Typeset at 100 points

Summary

New library of symbols to match San Francisco

Vector-based, weights, and scales

Browse using the SF Symbols app

Use them in your specs, reference them by name

Customize them using the SVG template

Building Your App with Symbols





Update speed:





Update speed:





SF Pro Display - Regular - 15.0d4e20


SF Pro Display




Regular



Q tortoise



tortoise



tortoise.fill



SF Pro Display - Regular - 15.0d4e20

SF Pro Display



Regular



Q hare



hare



hare.fill

```
// You're eager to use one of these 1500+ new system symbols  
// It's easy!
```

```
slowerImageView.image = UIImage(systemName: "tortoise")  
fasterImageView.image = UIImage(systemName: "hare")
```



NEW

```
// You're eager to use one of these 1500+ new system symbols  
// It's easy!
```

```
slowerImageView.image = UIImage(systemName: "tortoise")  
fasterImageView.image = UIImage(systemName: "hare")
```



NEW






Update speed:



star.circle, Large



System Font, 19 points

Today's special: mint tea w

teacup, Large



90

Hot Belgian chocolate with
nutty aftertaste

star.circle, Large



System Font, 19 points

Today's special: mint tea w

teacup, Large



90

Hot Belgian chocolate with
nutty aftertaste

- AppIcon
- teacup

No Selection

No Selection

- Applcon
- teacup
- teacup**

teacup Symbol Image

	Ultralight	Thin	Light	Regular	Medium	Semibold	Bold	Heavy	Black
Small									
Medium									
Large									

Name: Assets.xcassets
Type: Default - assetcatalog
Location: Relative to Group
Assets.xcassets
Full Path: /Users/tom/Radars/Lab/Besteas/Besteas/Assets.xcassets

Asset Catalog
Compression: Default

- Target Membership
- Besteas

```
// And you want to use the image your designer made?
```

```
// It's just like it was:
```

```
let cupImage = UIImage(named: "teacup")
```

```
// And you want to use the image your designer made?
```

```
// It's just like it was:
```

```
let cupImage = UIImage(named: "teacup")
```



 Rehydrate!

- Applcon
- teacup
- teacup**

teacup Symbol Image

	Ultralight	Thin	Light	Regular	Medium	Semibold	Bold	Heavy	Black
Small									
Medium									
Large									

Identity and Type

Name: Assets.xcassets
Type: Default - assetcatalog
Location: Relative to Group
Assets.xcassets
Full Path: /Users/tom/Radars/Lab/Besteas/Besteas/Assets.xcassets

Asset Catalog

Compression: Default

Target Membership

- Besteas



Besteas > iPhone XS

Running Besteas on iPhone XS

Besteas > Besteas > Assets.xcassets > teacup

AppIcon

teacup

teacup

teacup

Ultralight

Thin

Light

Regular

M

Small



Medium



Large





Besteas > iPhone XS

Running Besteas on iPhone XS

Besteas > Besteas > Assets.xcassets > teacup

AppIcon

teacup

teacup

teacup

Ultralight

Thin

Light

Regular

M

Small



Medium



Large




"envelope"

"envelope"

UIImage(named:)


Non
symbol



"envelope"

UIImage(systemName:)

System
Symbol



UIImage(named:)

Custom
Symbol



Non
symbol




Symbols are **always**
defined in an asset catalog

"envelope"

UIImage(systemName:)


1

System Symbol



UIImage(named:)

Custom Symbol



Non symbol



Symbols are **always** defined in an asset catalog


"envelope"

NEW

UIImage(systemName:)

1

System Symbol



UIImage(named:)

1

Custom Symbol



2

Non symbol



Symbols are **always** defined in an asset catalog

```
cupView.image = UIImage(named: "teacup")
```


iOS 12 or earlier

 Rehydrate!

iOS 13 or later

 Rehydrate!

star.circle, Large



System Font, 19 points

Today's special: mint tea w

teacup, Large



90

Hot Belgian chocolate with
nutty aftertaste

star.circle, Large



System Font, 19 points

Today's special: mint tea w

teacup, Large



90

Hot Belgian chocolate with
nutty aftertaste


```
// Our designer specified to use a large configuration:
```

```
let configuration = UIImage.SymbolConfiguration(scale: .large)  
imageView.preferredSymbolConfiguration = configuration
```



NEW

```
// Our designer specified to use a large configuration:
```

```
let configuration = UIImage.SymbolConfiguration(scale: .large)  
imageView.preferredSymbolConfiguration = configuration
```



NEW

```
// Our designer specified to use a large configuration:
```

```
let configuration = UIImage.SymbolConfiguration(scale: .large)  
imageView.preferredSymbolConfiguration = configuration
```



NEW

 Rehydrate!

 Rehydrate!

```
// Symbols are typographic in nature, and it reflects
// in how you configure them

// typographic points, not screen points
let headlineConfig = UIImage.SymbolConfiguration(pointSize: 23.0f, weight: .medium)

// you can always add a scale
let annotationConfig = UIImage.SymbolConfiguration(pointSize: 17.0f, scale: .small)
```



NEW

symbol point sizes

!=

screen point sizes

Typographical

symbol point sizes

!=

screen point sizes

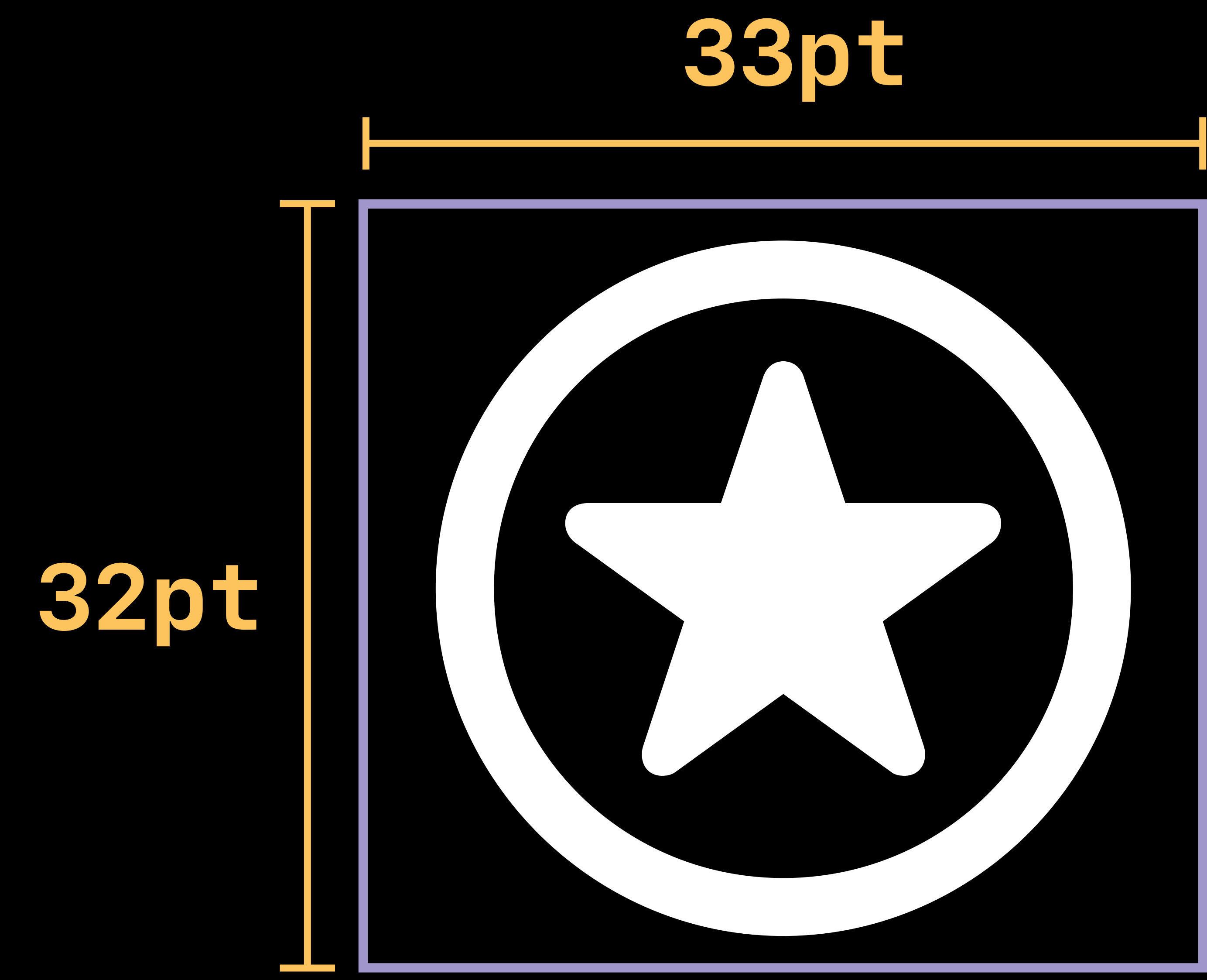
Dimensional



Favorite



System Font, 28 points



System Font, 28 points

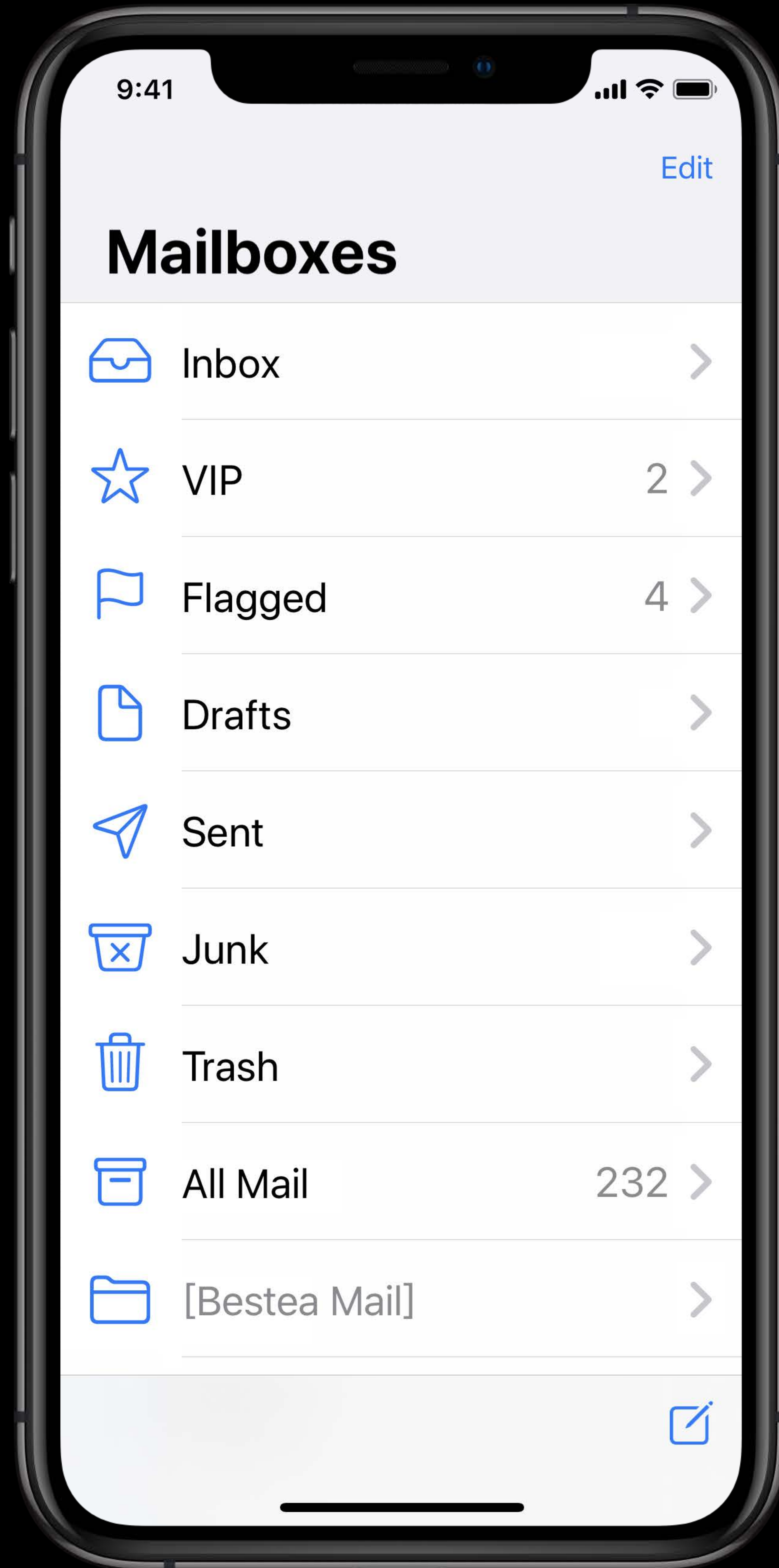
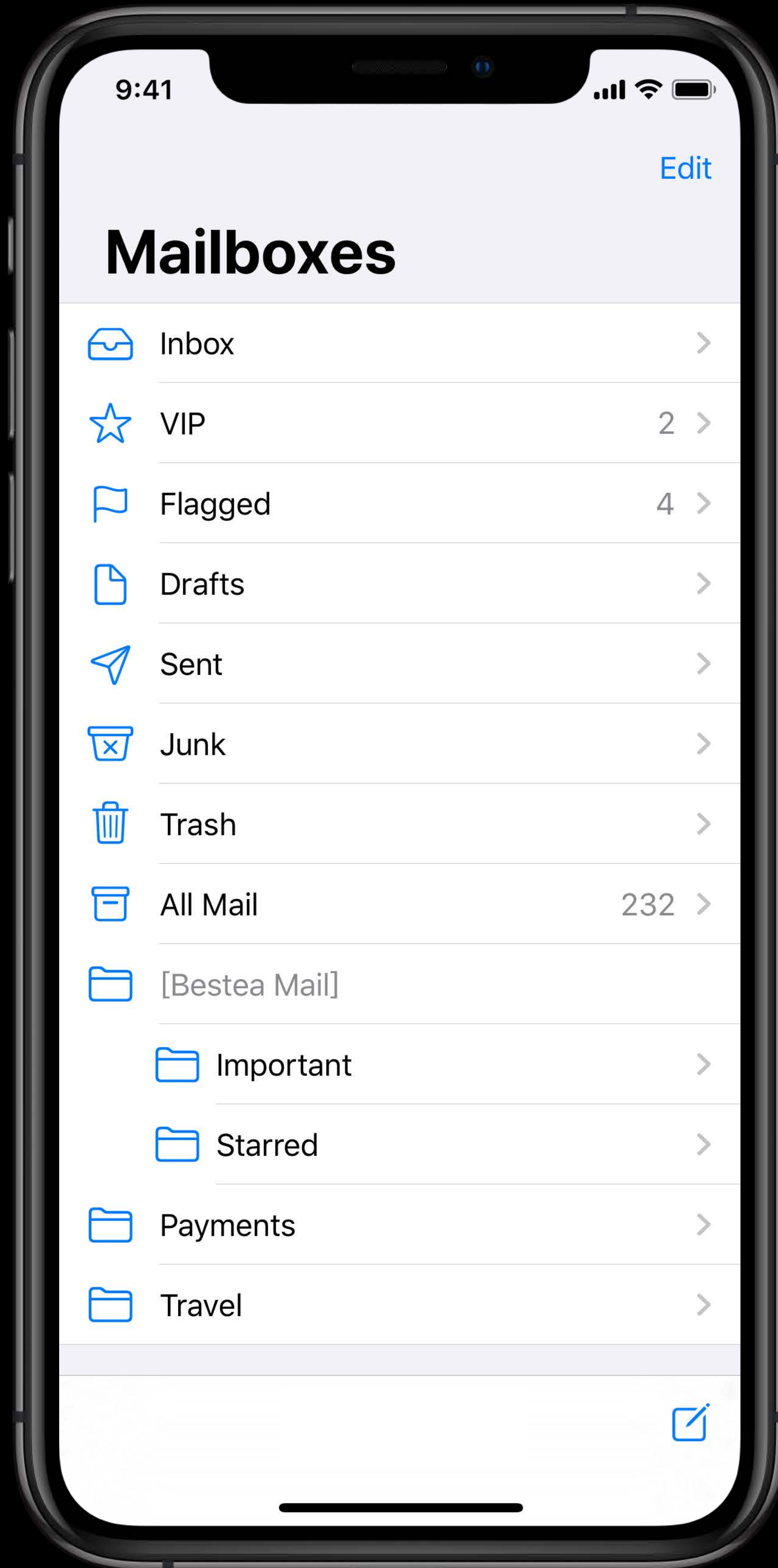
```
// Symbols are typographic in nature, and it reflects
// in how you configure them

// dynamic type text styles
let footnoteConfig = UIImage.SymbolConfiguration(textStyle: .footnote)

// ... you can always add a scale
let introConfig = UIImage.SymbolConfiguration(textStyle: .body, scale: .large)
```



NEW



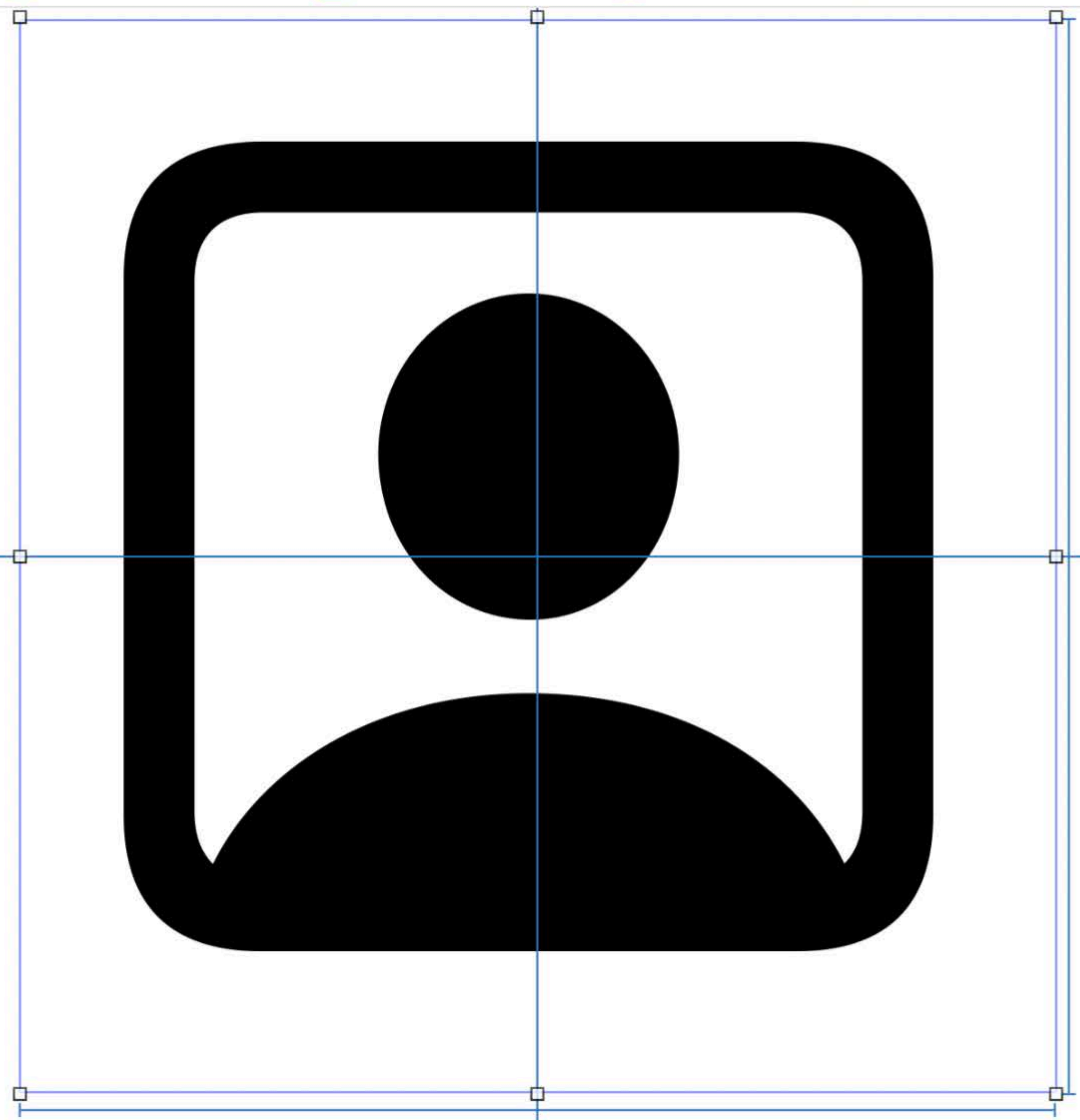



Image View

+ Image  person.....square System

+ Highlighted Highlighted Image

State Highlighted

Accessibility Adjusts Image Size

Symbol Configuration

Configuration Point Size

Scale Medium

Weight Regular

Point Size 17

View


Content Mode Aspect Fit


Semantic Unspecified

Tag 0

Interaction User Interaction Enabled
 Multiple Touch


Alpha 1

+ Background  Default

+ Tint  Black Color

Drawing Opaque
 Hidden
 Clears Graphics Context
 Clip to Bounds
 Autoresize Subviews

Stretching X: 0, Y: 0
X: 1, Y: 1



Besteas > iPhone XS

Running Besteas on iPhone XS

Besteas > Besteas > Main.storyboard > Main.storyboard (Base) > View Controller Scene > View Controller > View




Image View

- Image: person.....square System
- Highlighted: Highlighted Image
- State: Highlighted
- Accessibility: Adjusts Image Size

Symbol Configuration

- Configuration: Point Size
- Scale: Medium
- Weight: Regular
- Point Size: 17

View


- Content Mode: Aspect Fit
- Semantic: Unspecified
- Tag: 0
- Interaction: User Interaction Enabled, Multiple Touch
- Alpha: 1
- Background: Default
- Tint: Black Color
- Drawing: Opaque, Hidden, Clears Graphics Context, Clip to Bounds, Autoresize Subviews
- Stretching: X: 0, Y: 0; X: 1, Y: 1



Besteas > iPhone XS

Running Besteas on iPhone XS

Besteas > Besteas > Main.storyboard > Main.storyboard (Base) > View Controller Scene > View Controller > View



The main workspace shows a large black icon of a person's head and shoulders inside a rounded square frame. The icon is centered on a white background. A blue selection box surrounds the icon, and a vertical and horizontal blue line intersect at its center.

Image View

- Image: person.....square System
- Highlighted: Highlighted Image
- State: Highlighted
- Accessibility: Adjusts Image Size

Symbol Configuration

- Configuration: Point Size
- Scale: Medium
- Weight: Regular
- Point Size: 500

View

- Content Mode: Aspect Fit
- Semantic: Unspecified
- Tag: 0
- Interaction: User Interaction Enabled, Multiple Touch
- Alpha: 1
- Background: Default
- Tint: Black Color
- Drawing: Opaque, Hidden, Clears Graphics Context, Clip to Bounds, Autoresize Subviews
- Stretching: X: 0, Y: 0; X: 1, Y: 1


```
// Symbols are typographic in nature,  
// and it reflects in how you configure them
```

```
titleLabel.font = style.titleFont()
```

```
let configuration = UIImage.SymbolConfiguration(font: titleLabel.font, scale: .large)  
titleLabel.preferredSymbolConfiguration = configuration
```



NEW



NEW

```
// Symbols are typographic in nature,  
// and it reflects in how you configure them
```

```
titleLabel.font = style.titleFont()
```

```
let configuration = UIImage.SymbolConfiguration(font: titleLabel.font, scale: .large)  
titleLabel.preferredSymbolConfiguration = configuration
```



NEW

```
// It's also possible to combine configurations

let boldLargeConfig = UIImage.SymbolConfiguration(weight: .bold, scale: .large)
let smallConfig = UIImage.SymbolConfiguration(scale: .small)

let config = boldLargeConfig.applying(smallConfig)

// config will be .bold, .small
```



NEW

```
// It's also possible to combine configurations

let boldLargeConfig = UIImage.SymbolConfiguration(weight: .bold, scale: .large)
let smallConfig = UIImage.SymbolConfiguration(scale: .small)

let config = boldLargeConfig.applying(smallConfig)

// config will be .bold, .small
```




The noise level is pretty low here.



Jamie there makes the best tea. Period.



I got a free coffee on my birthday :)



I love how they redecorated the place!



Their chai lattes are very, very good.



Power at every table? Perfect for Xcode.





The noise level is pretty low here.




Jamie there makes the best tea. Period.




I got a free coffee on my birthday :)



I love how they redecorated the place!



Their chai lattes are very, very good.



Power at every table? Perfect for Xcode.






The noise level is pretty low here.



Jamie there makes the best tea. Period.



I got a free coffee on my birthday :)



I love how they redecorated the place!



Their chai lattes are very, very good.



Power at every table? Perfect for Xcode.



Besteas > iPhone XS

Running Besteas on iPhone XS

Besteas > Besteas > Main.storyboard > Main.storyboard (Base) > View Controller Scene > View Controller > View

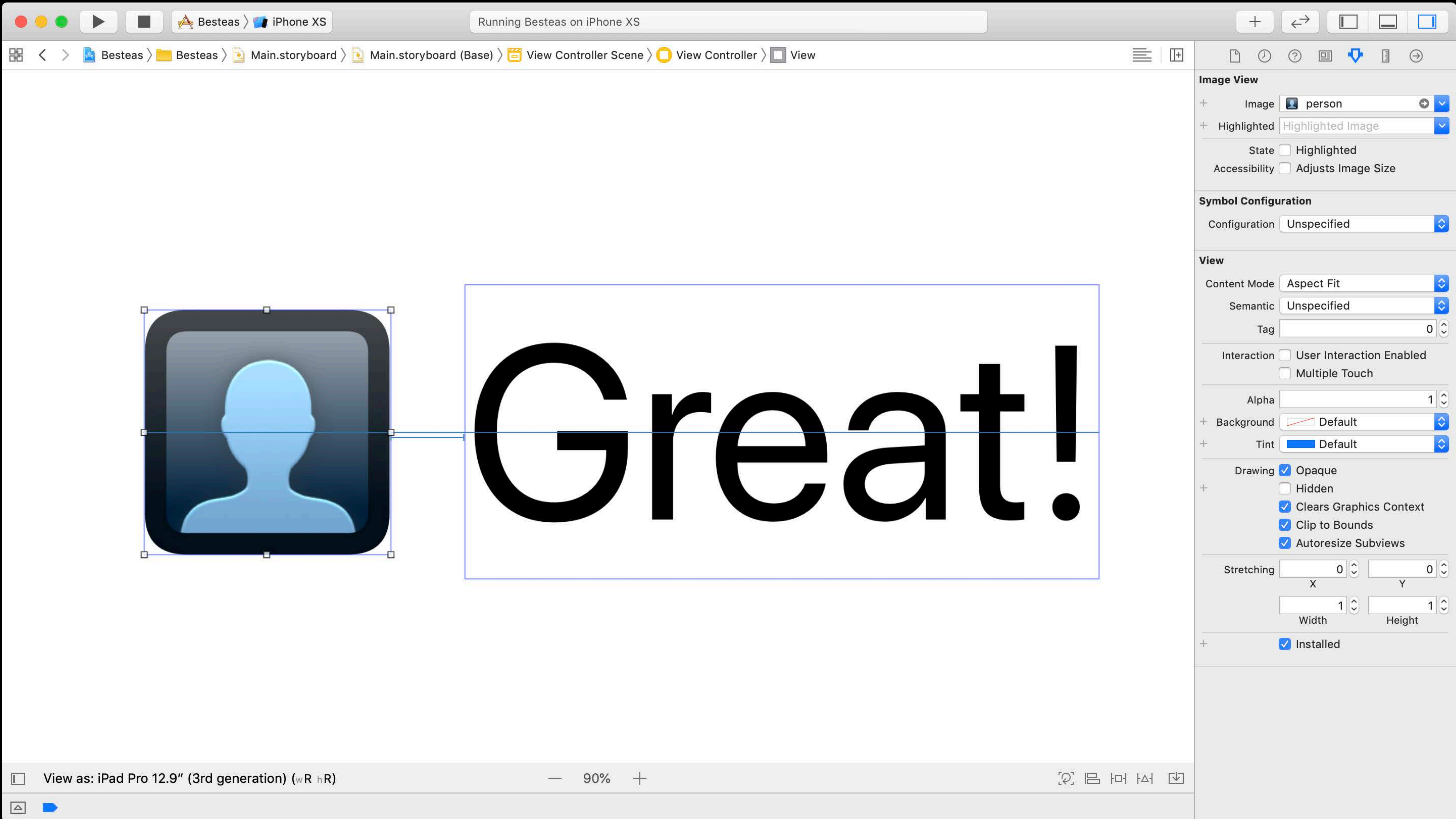


Image View

- Image: person
- Highlighted: Highlighted Image
- State: Highlighted
- Accessibility: Adjusts Image Size

Symbol Configuration

- Configuration: Unspecified

View

- Content Mode: Aspect Fit
- Semantic: Unspecified
- Tag: 0
- Interaction: User Interaction Enabled, Multiple Touch
- Alpha: 1
- Background: Default
- Tint: Default
- Drawing: Opaque, Hidden, Clears Graphics Context, Clip to Bounds, Autorelease Subviews
- Stretching: X: 0, Y: 0, Width: 1, Height: 1
- Installed

View as: iPad Pro 12.9" (3rd generation) (w R h R) 90%

Running Besteas on iPhone XS

Besteas > iPhone XS > Main.storyboard > Main.storyboard (Base) > View Controller Scene > View Controller > View

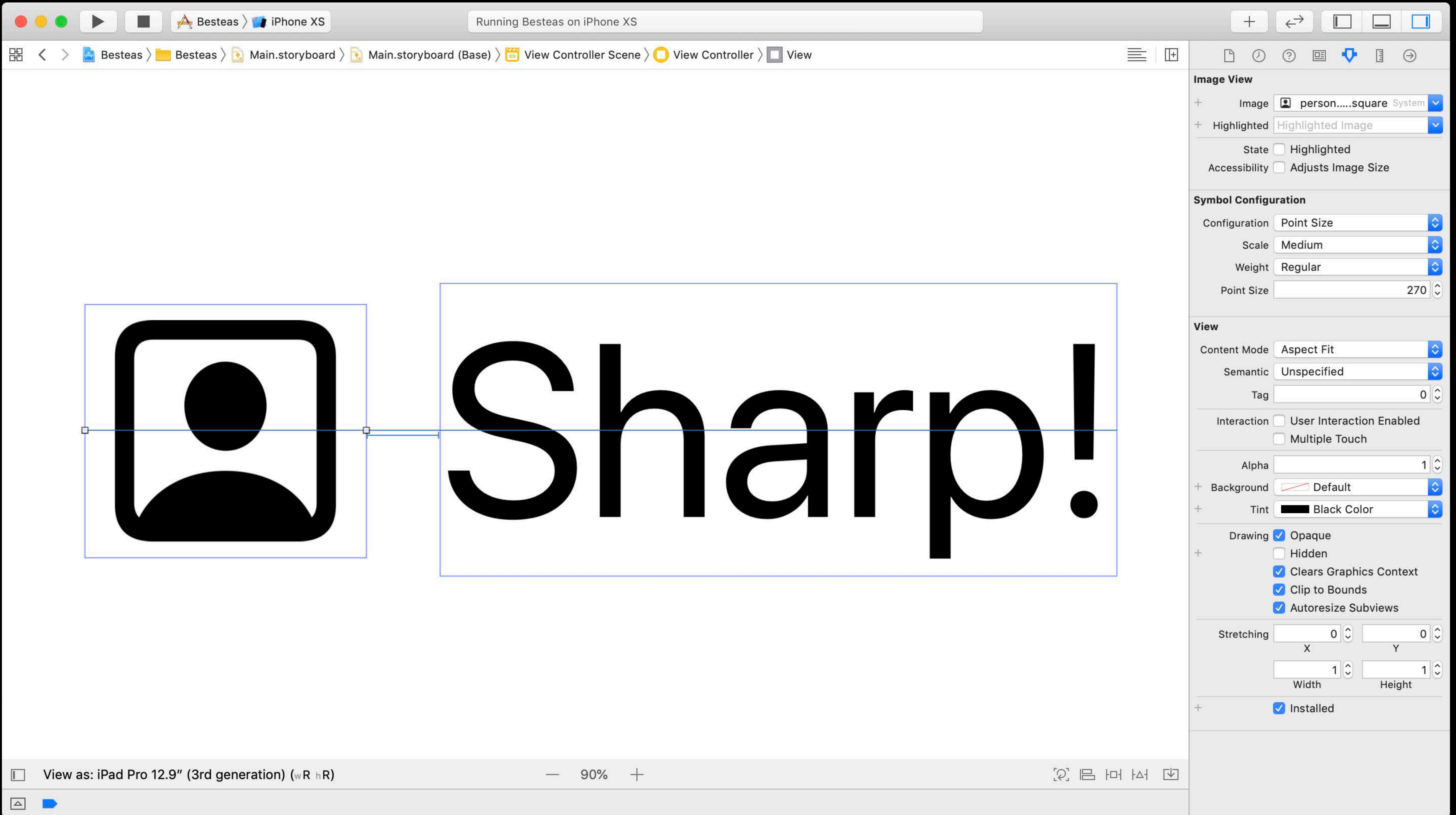


Image View

- Image: person.....square System
- Highlighted: Highlighted Image
- State: Highlighted
- Accessibility: Adjusts Image Size

Symbol Configuration

- Configuration: Point Size
- Scale: Medium
- Weight: Regular
- Point Size: 270

View

- Content Mode: Aspect Fit
- Semantic: Unspecified
- Tag: 0
- Interaction: User Interaction Enabled, Multiple Touch
- Alpha: 1
- Background: Default
- Tint: Black Color
- Drawing: Opaque, Hidden, Clears Graphics Context, Clip to Bounds, Autorelease Subviews
- Stretching: X: 0, Y: 0, Width: 1, Height: 1
- Installed

View as: iPad Pro 12.9" (3rd generation) (w R h R) 90%

Besteas > iPhone XS

Running Besteas on iPhone XS

Besteas > Besteas > Main.storyboard > Main.storyboard (Base) > View Controller Scene > View Controller > View



Image View

- Image System
- Highlighted Highlighted Image
- State Highlighted
- Accessibility Adjusts Image Size

Symbol Configuration

- Configuration Point Size
- Scale Medium
- Weight Regular
- Point Size 270

View


- Content Mode Aspect Fit
- Semantic Unspecified
- Tag 0
- Interaction User Interaction Enabled
 Multiple Touch
- Alpha 1
- Background Default
- Tint Black Color
- Drawing Opaque
 Hidden
 Clears Graphics Context
 Clip to Bounds
 Autoresize Subviews
- Stretching X: 0 Y: 0
Width: 1 Height: 1
- Installed


View as: iPad Pro 12.9" (3rd generation) (w R h R)

90%

 OMG I LOVE THEIR MUFFINS!!!111one >

 There's a jukebox with awesome music. >

 I love the baristas here! They are always so friendly and welcoming. Service is fast, and good. Best place! >

 Good coffee. But a 15 minute wait?! >


 They allow my dog Bob inside. Nice, uh? >

 There's a certain stink there. Meh. >


 You can't get a dog inside here. >



OMG I LOVE THEIR MUFFINS!!!111one




There's a jukebox with awesome music.



I love the baristas here! They are always so friendly and welcoming. Service is fast, and good. Best place!



Good coffee. But a 15 minute wait?!



They allow my dog Bob inside. Nice, uh?



There's a certain stink there. Meh.



Yes, the coffee is good, but the service is terrible.



BestCoffee: Ready | Today at 12:35 AM

BestCoffee > BestCoffee > Main.storyboard > Main.storyboard (Base) > View Controller Scene > View Controller > View > person.crop.square

Image View

- Image: person.....square System
- Highlighted: Highlighted Image
- State: Highlighted
- Accessibility: Adjusts Image Size

Symbol Configuration

- Configuration: Point Size
- Scale: Medium
- Weight: Regular
- Point Size: 270

View

- Content Mode: Aspect Fit
- Semantic: Unspecified
- Tag: 0
- Interaction: User Interaction Enabled, Multiple Touch
- Alpha: 1
- Background: Default
- Tint: Black Color
- Drawing: Opaque, Hidden, Clears Graphics Context, Clip to Bounds, Autorelease Subviews
- Stretching: X: 0, Y: 0, Width: 1, Height: 1
- Installed

View as: iPad Pro 12.9" (3rd generation) (w R h R) 90%



NEW

```
// You can inspect the baseline values on images
// Expressed in screen points from the bottom of the image

let chevron = UIImage(systemName: "person.square")

// Not all images have baselines!
if let offset = chevron.baselineOffsetFromBottom {
    // ...
}
```

NEW

```
// You can inspect the baseline values on images
// Expressed in screen points from the bottom of the image
```

```
let chevron = UIImage(systemName: "person.square")
```


```
// Not all images have baselines!
```

```
if let offset = chevron.baselineOffsetFromBottom {
    // ...
}
```

CGFloat?




Today:




<< Today: 


* * *

* * *



Today:






-3.5

Today:

+4.5





NEW

```
// You can add baselines to any image
// Important: baseline offsets are in screen points.

let avatarImage: UIImage?

if let loadedImage = AvatarCache.load(forUser: user.id) {
    // give the avatar a baseline
    avatarImage = loadedImage.withBaselineOffsetFromBottom(3.5f)
}
else {
    avatarImage = UIImage(systemName: "person.square")
}
```

NEW

```
// You can add baselines to any image
// Important: baseline offsets are in screen points.

let avatarImage: UIImage?


if let loadedImage = AvatarCache.load(forUser: user.id) {
    // give the avatar a baseline
    avatarImage = loadedImage.withBaselineOffsetFromBottom(3.5f)
}
else {
    avatarImage = UIImage(systemName: "person.square")
}
```



The food is organic, and affordable!




Steve, the guy that used to make iced coffees in their Death Valley branch works here now. They are amazing.



If you bring your own cup, you get a discount. I mean, that's such a good idea!



Look up their app in the App Store. Well made, easy to browse and order.



I've been a regular since they started using Apple Pay. It makes ordering *so* much easier. Good job, folks.






The food is organic, and affordable!




Steve, the guy that used to make iced coffees in their Death Valley branch works here now. They are amazing.



If you bring your own cup, you get a discount. I mean, that's such a good idea!



Look up their app in the App Store. Well made, easy to browse and order.



I've been a regular since they started using Apple Pay. It makes ordering *so* much easier. Good job, folks.






The food is organic, and affordable!



Steve, the guy that used to make iced coffees in their Death Valley branch works here now. They are amazing.



If you bring your own cup, you get a discount. I mean, that's such a good idea!



Look up their app in the App Store. Well made, easy to browse and order.




I've been a regular since they started using Apple Pay. It makes ordering *so* much easier. Good job, folks.






The food is organic, and affordable!



Steve, the guy that used to make iced coffees in their Death Valley branch works here now. They are amazing.



If you bring your own cup, you get a discount. I mean, that's such a good idea!



Look up their app in the App Store. Well made, easy to browse and order.



I've been a regular since they started using Apple Pay. It makes ordering *so* much easier. Good job, folks.






The food is organic, and affordable!



Steve, the guy that used to make iced coffees in their Death Valley branch works here now. They are amazing.



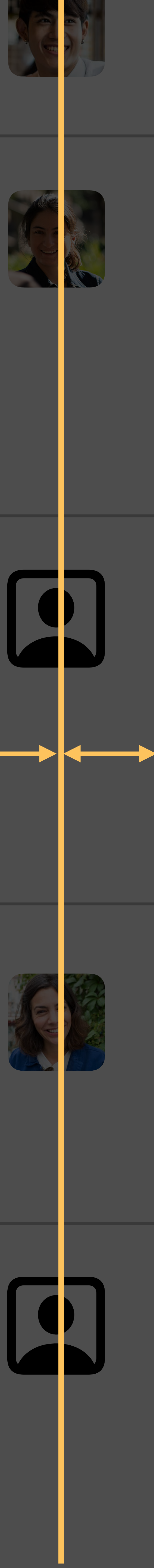
If you bring your own cup, you get a discount. I mean, that's such a good idea!




Look up their app in the App Store. Well made, easy to browse and order.



I've been a regular since they started using Apple Pay. It makes ordering *so* much easier. Good job, folks.



star.circle, Large



System Font, 19 points

Today's special: mint tea w


teacup, Large



90

Hot Belgian chocolate with
nutty aftertaste

star.circle, Large



System Font, 19 points

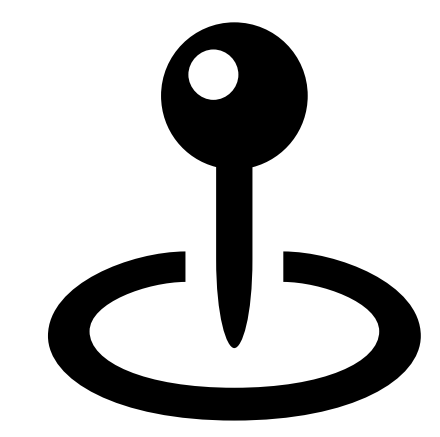
Today's special: mint tea w

teacup, Large

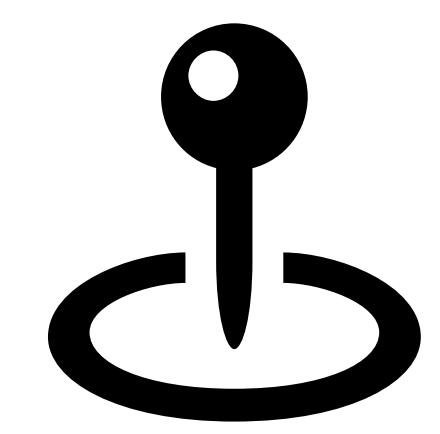


90

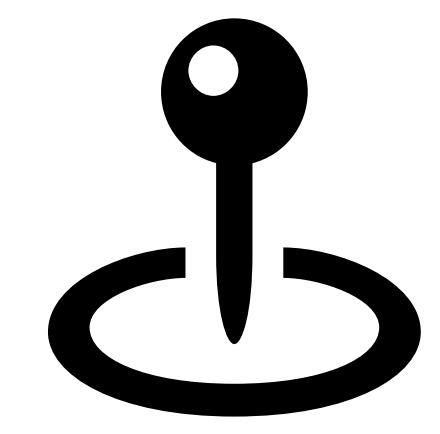
Hot Belgian chocolate with
nutty aftertaste



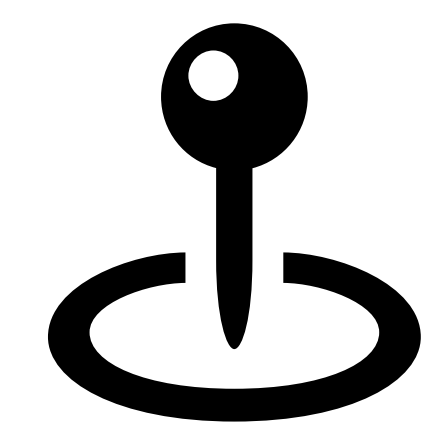
A3 Hot Beverages



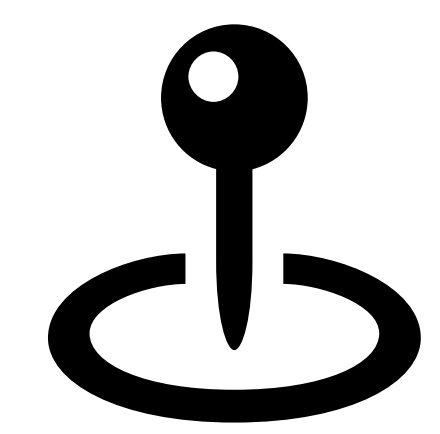
No-Tea-Bag Teas



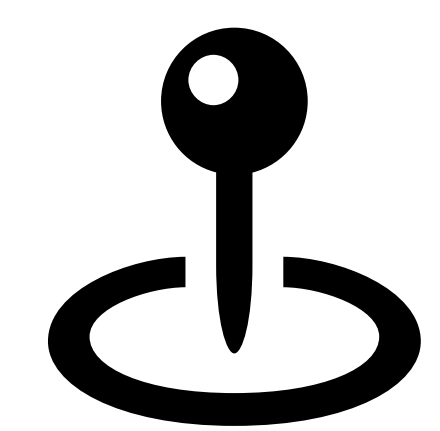

Cats'n'Caffe



Fresh Pot



Caffe Macs Apple Park




Jimmy's Lattes






A3 Hot Beverages



No-Tea-Bag Teas




Cats'n'Caffe



Fresh Pot



Caffe Macs Apple Park



Jimmy's Lattes



The...




```
// System buttons have a default configuration of: .body, .large
```

```
let watchImage = UIImage(systemName: "stopwatch")
```

```
let startButton = UIButton.system(image: watchImage,  
                                  target: self,  
                                  action: #selector(startTimer))
```



NEW

```
// System buttons have a default configuration of: .body, .large
```

```
let watchImage = UIImage(systemName: "stopwatch")
```

```
let startButton = UIButton.system(image: watchImage,  
                                  target: self,  
                                  action: #selector(startTimer))
```



NEW

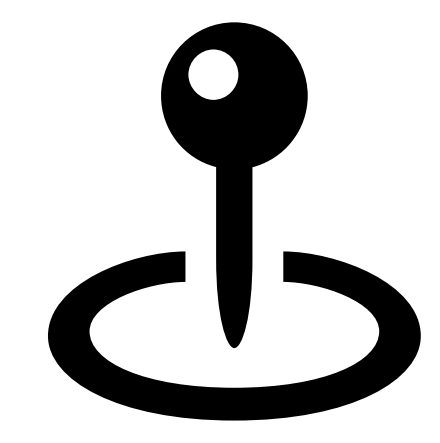
```
// System buttons have a default configuration of: .body, .large
```

```
let watchImage = UIImage(systemName: "stopwatch")
```

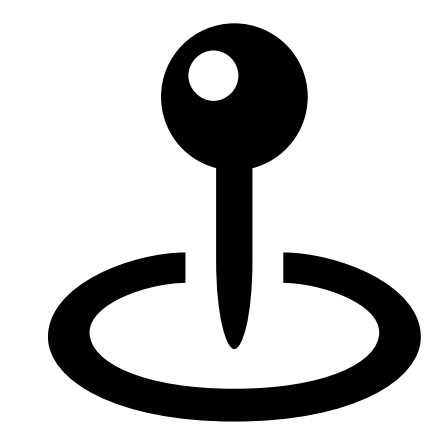
```
let startButton = UIButton.system(image: watchImage,  
                                  target: self,  
                                  action: #selector(startTimer))
```



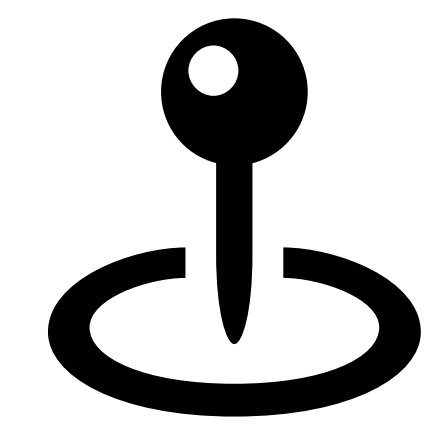
NEW



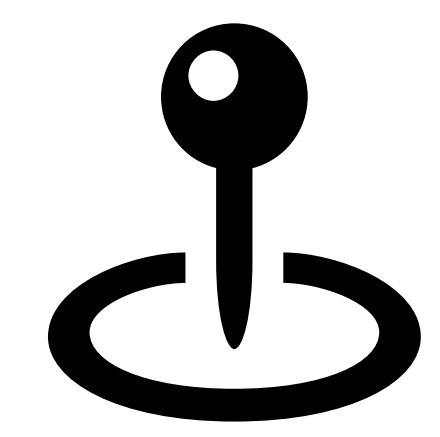
A3 Hot Beverages



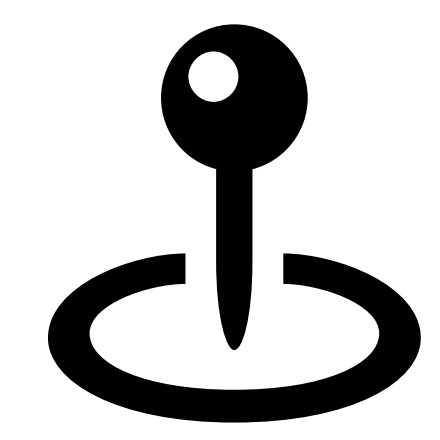
No-Tea-Bag Teas



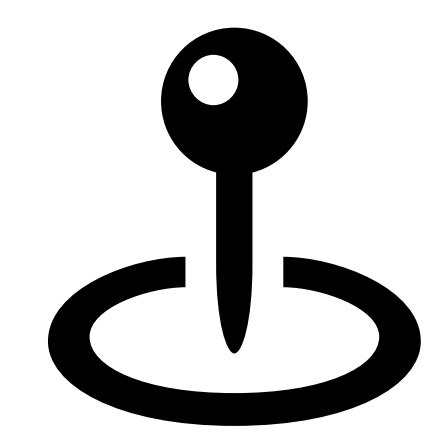

Cats'n'Caffe



Fresh Pot




Caffe Macs Apple Park




Jimmy's Lattes






A




M



C


They have daily varying teas, including staff favorites and likes.





F

 [View in Maps](#)

 [Favorite](#)



Caffe Macs Apple Park




Jimmy's Lattes





A



M



C


They have daily varying teas, including staff favorites and likes.



F

 View in Maps

 Favorite



Caffe Macs Apple Park



Jimmy's Lattes





NEW

```
// Buttons have a default configuration of .medium  
// use setPreferredSymbolConfiguration() to change
```

```
let checkButton = UIButton(type: .custom)  
checkButton.setImage(UIImage(systemName: "check"), forState: .normal)
```

```
let config = UIImage.SymbolConfiguration(textStyle: .caption, scale: .small)  
button.setPreferredSymbolConfiguration(config, forState: .normal)
```

NEW

```
// Buttons have a default configuration of .medium  
// use setPreferredSymbolConfiguration() to change
```

```
let checkButton = UIButton(type: .custom)  
checkButton.setImage(UIImage(systemName: "check"), forState: .normal)
```

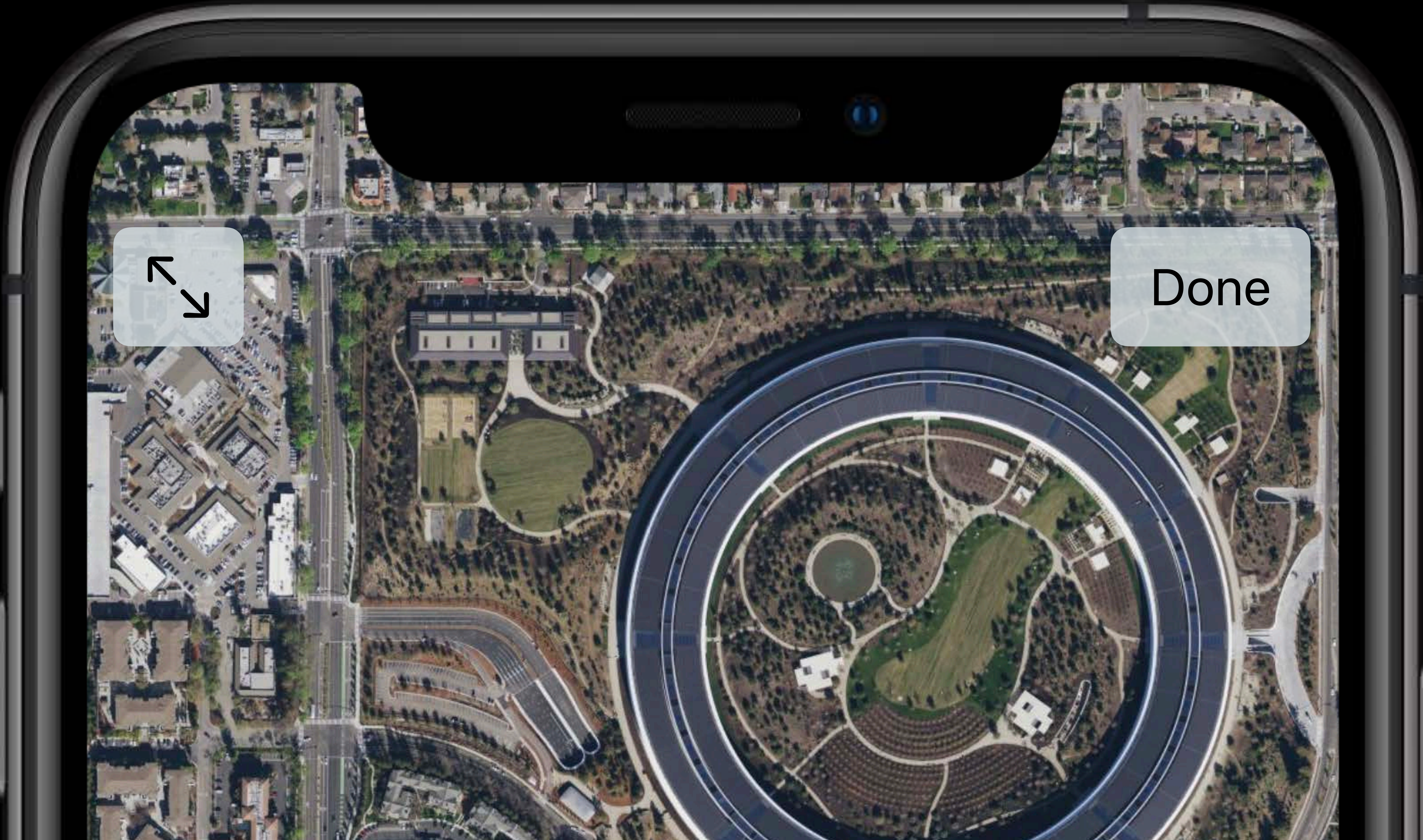
```
let config = UIImage.SymbolConfiguration(textStyle: .caption, scale: .small)  
button.setPreferredSymbolConfiguration(config, forState: .normal)
```



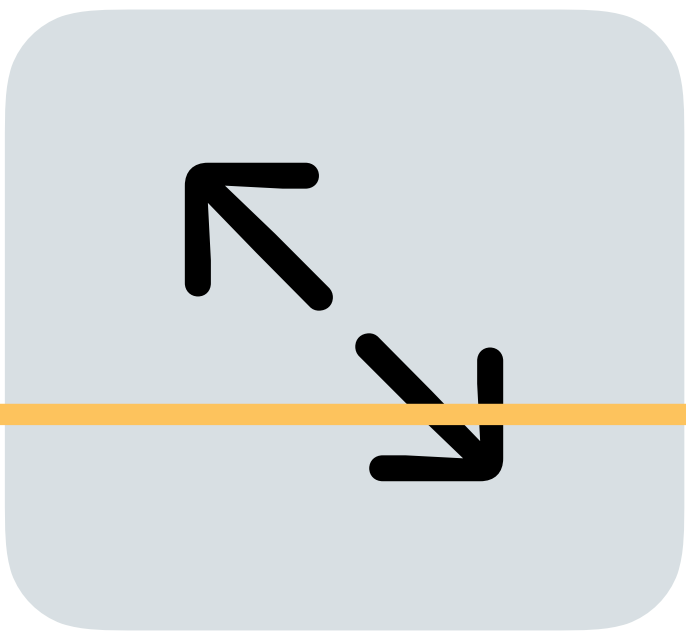
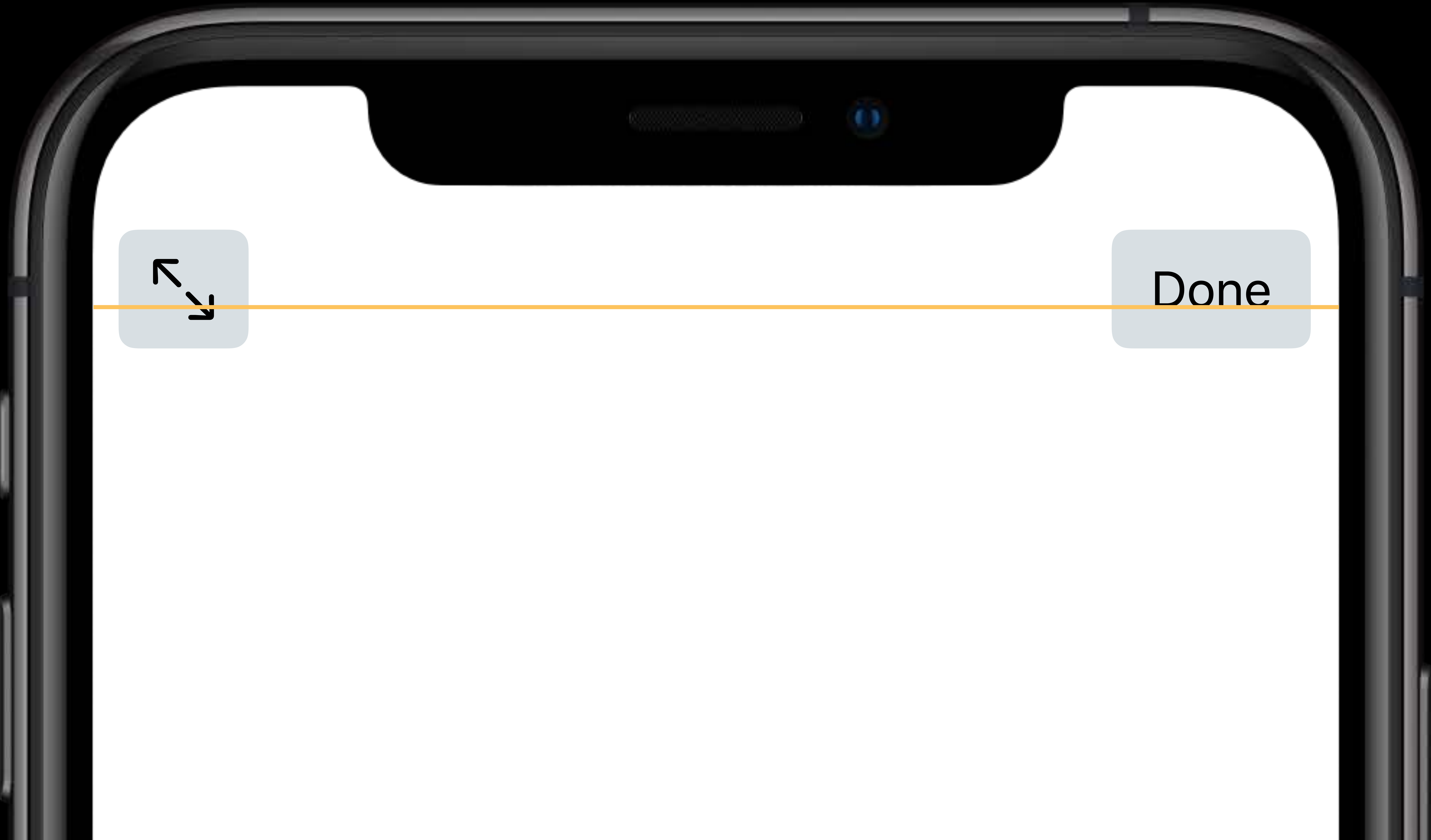

NEW

```
// Buttons have a default configuration of .medium  
// use setPreferredSymbolConfiguration() to change
```

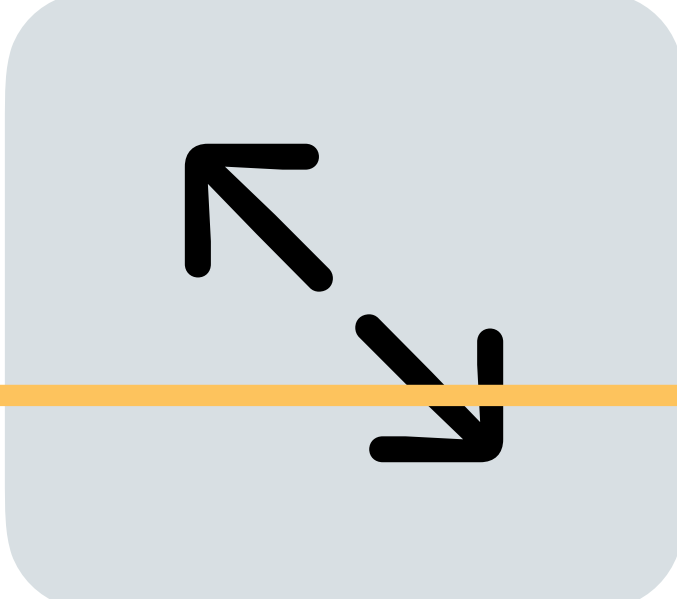
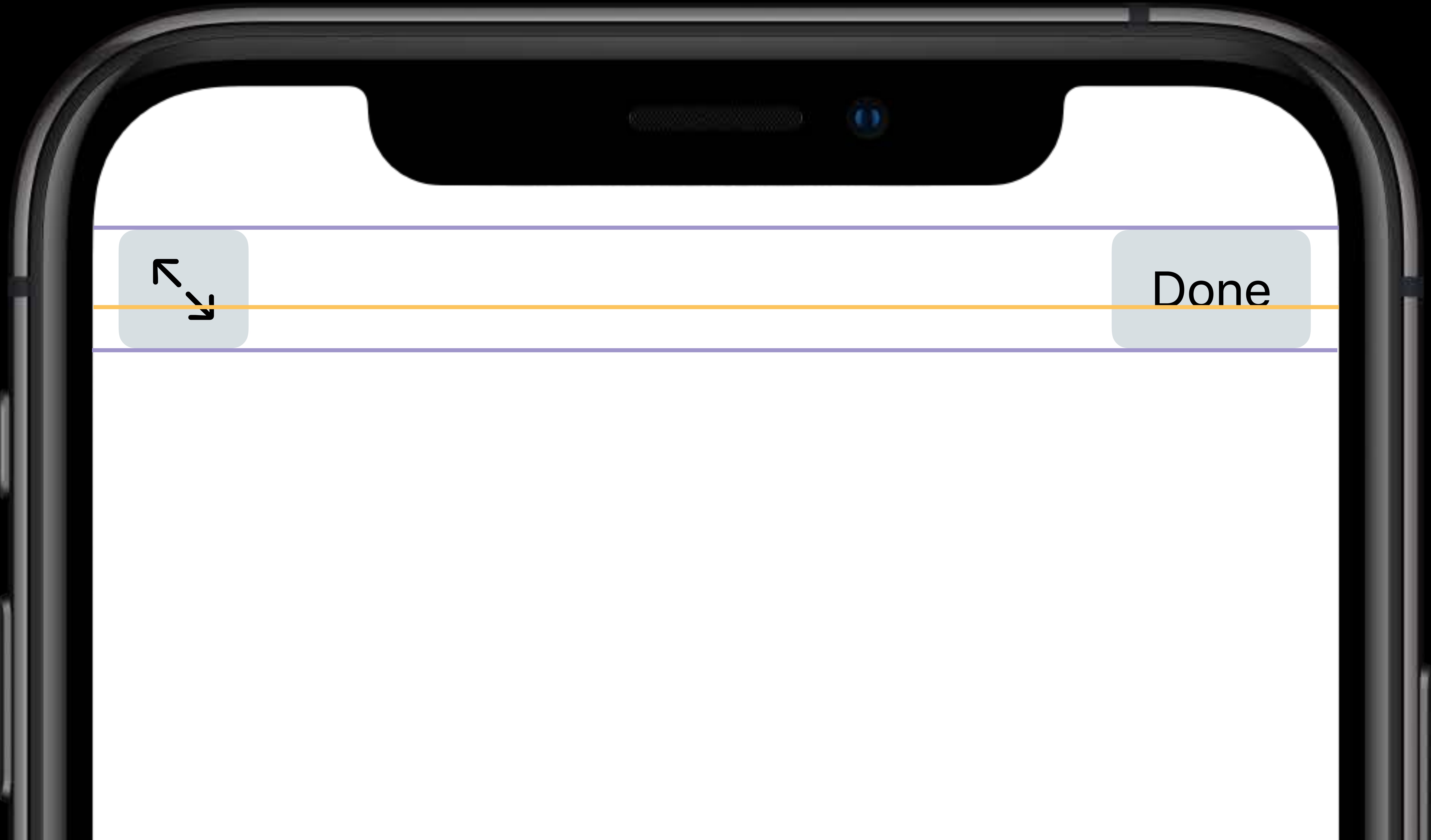
```
let checkButton = UIButton(type: .custom)  
checkButton.setImage(UIImage(systemName: "check"), forState: .normal)  
  
let config = UIImage.SymbolConfiguration(textStyle: .caption, scale: .small)  
button.setPreferredSymbolConfiguration(config, forState: .normal)
```



Done



Done



Done



Bar Buttons Are Awesome



SHAKES \$7.75/\$9.50
MADE WITH DAIRY FREE FROZEN YOGURT
CHOCOLATE
BANANA

ON ICE
*
COLD BREW \$2.75/\$3.00
ICED TEA \$2.75/\$3.00
① ICED LATTE \$3.95/\$4.25
ICED MOCHA \$3.95/\$4.25
*
Some Like It Cold

Some Like It Hot
BREWED, STEEPED & SIPPED
COFFEE \$1.75/\$2.00
TEA \$2.00/\$2.50

THE KEY
TO WHAT'S RIGHT
FOR YOU

Ⓒ GRAIN / GLUTEN-FREE
Ⓒ 100% LEGAL
-FREE

Our
WE
YOUR BODY WITH
CUT MICRO

9:41 AM Mon Jun 3



Bar Buttons Are Awesome

Hand-drawn icons on the left side of the menu board, including a leaf, a citrus slice, and a coffee cup.

SMOOTHIES

COLD BREW \$7.95/\$9.65 COLD BREW, BANANA, CASHews, CACAO POWDER, Cinnamon
QUEEN BEE \$6.25/\$7.70 ORANGE, BANANA, COCONUT MILK
BEE-COLADA \$6.95/\$8.40 PINEAPPLE, BANANA, COCONUT MILK
STRAW-NANA \$6.25/\$7.70 STRAWBERRY, BANANA, STRAWBERRY JUICE & MILK
GREEN STRAW-NANA \$6.95/\$8.45 STRAW-NANA W/ SPINACH
BEE NUTS \$6.75/\$8.25 BANANA ALMOND MILK & DATES
BEE BERRY HAPPY \$7.25/\$8.95 BLUE-BLACKBERRIES, RASPBERRIES, RASP. JUICE
BEE LICIOUS \$7.95/\$9.65 GOJI BERRY, BANANA, CACAO POWDER, DATES, ALMOND MILK
BEE-TROPICAL \$6.75/\$8.25 MANGO, BANANA, COCONUT MILK
BEE GREEN \$7.25/\$8.75 GREEN, AVOCADO, APPLE, APPLE CIDER, MINT
BEE REFRESHED \$6.95/\$8.50 PINEAPPLE, GREENS, MINT, COCONUT MILK
BEE STING \$6.95/\$8.45 PINEAPPLE, APPLE, SPINACH, APPLE CIDER
BEE SWEET \$9.95/\$9.65 SWEET POTATO, DATES, BANANA, & TURMERIC

SHAKES \$7.75/\$9.50

MADE WITH OUR DAIRY FREE FROZEN YOGURT
CHOCOLATE BANANA

ON ICE

COLD BREW \$2.75/\$3.00
ICED TEA \$2.75/\$3.00
ICED LATTE \$3.95/\$4.25
ICED MOCHA \$3.95/\$4.25

Some Like It C

Some Like It +
BREWED, STEEPED & SIPPED





SymbolScale.large

SymbolScale.medium





Apple Park
Wednesday 9:14



Edit





Rendering Modes Matter





Rendering Modes Matter



NEW


Image

```
.renderingMode =  
  .automatic
```

NEW

Non-symbol Image

```
.automatic =  
.alwaysOriginal
```




Image

```
.renderingMode =  
.automatic
```

Symbol Image

```
.automatic =  
.alwaysTemplate
```




```
// Drawing symbols
//

let cupImage = UIImage(named: "teacup")
let receipt = UIGraphicsImageRenderer(size: receiptSize).image {
    // ...

    cupImage.draw(in: CGRect(origin: .zero, size: image.size)) // forced size

    // ...
}
```



```
// Drawing symbols
//

let cupImage = UIImage(named: "teacup")
let receipt = UIGraphicsImageRenderer(size: receiptSize).image {
    // ...

    cupImage.draw(in: CGRect(origin: .zero, size: image.size)) // forced size

    // ...
}
```



```
// Drawing symbols
//

let cupImage = UIImage(named: "teacup")
let receipt = UIGraphicsImageRenderer(size: receiptSize).image {
    // ...

    cupImage.draw(at: .zero) // use natural size of the image

    // ...
}
```




```
let cupImage = UIImage(named: "teacup")
```



```
let cupImage = UIImage(named: "teacup")
```



```
let configuration = UIImage.SymbolConfiguration(pointSize: 34.0f, weight: .bold)  
let largeTeacupImage = cupImage.withConfiguration(configuration)
```

```
let cupImage = UIImage(named: "teacup")
```



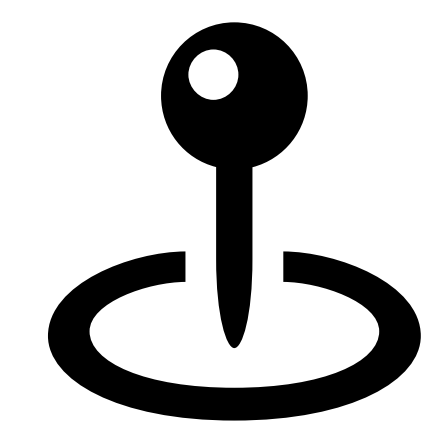
```
let configuration = UIImage.SymbolConfiguration(pointSize: 34.0f, weight: .bold)  
let largeTeacupImage = cupImage.withConfiguration(configuration)
```

```
let cupImage = UIImage(named: "teacup")
```

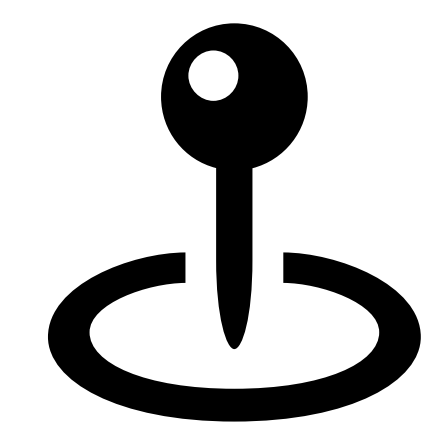


```
let configuration = UIImage.SymbolConfiguration(pointSize: 34.0f, weight: .bold)  
let largeTeacupImage = cupImage.withConfiguration(configuration)
```

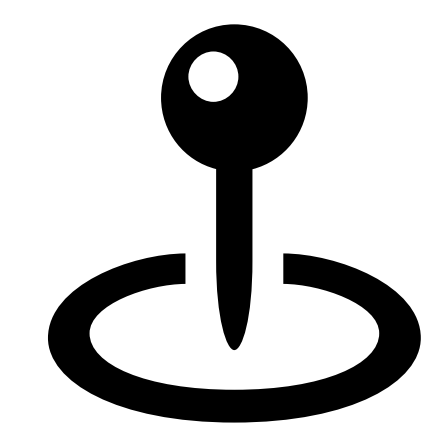




R

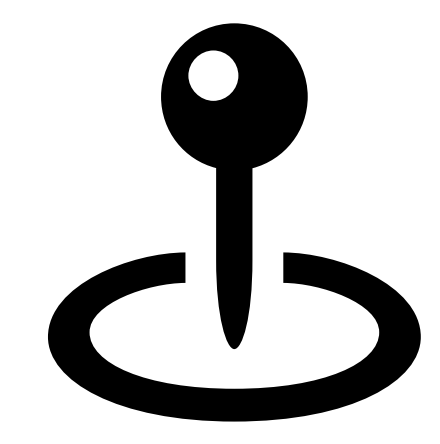


M



C

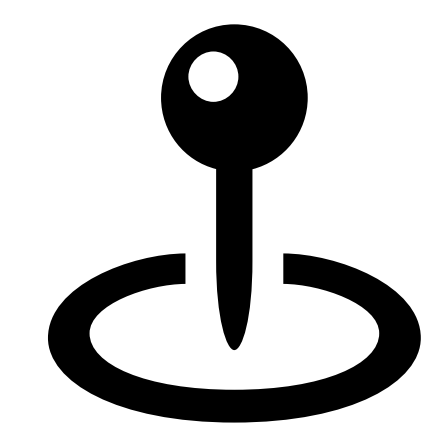
They have daily varying teas, including staff favorites and likes.



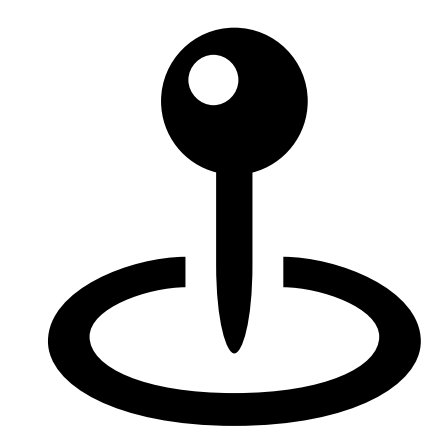
F

 [View in Maps](#)

 [Favorite](#)



Caffe Macs Apple Park



Jimmy's Lattes




Flavor






They have daily varying teas, including staff favorites and likes.



R



N



C



F



[View in Maps](#)



[Favorite](#)



Caffe Macs Apple Park



Jimmy's Lattes




F





They have daily varying teas , including staff  and .



F



[View in Maps](#)



[Favorite](#)



Caffe Macs Apple Park



Jimmy's Lattes



NEW

```
// Symbols in strings
// -- use attachments

let string = NSMutableAttributedString(string: "I just symbol images!",
                                     attributes: [.foregroundColor: UIColor.label])

let heartImage = UIImage(systemName: "heart.fill")
let heartAttachment = NSTextAttachment(image: heartImage)
let heartString = NSAttributedString(attachment: heartAttachment)

string.insert(heartString, at: 7)
```

NEW

```
// Symbols in strings
// -- use attachments


let string = NSMutableAttributedString(string: "I just symbol images!",
                                     attributes: [.foregroundColor: UIColor.label])

let heartImage = UIImage(systemName: "heart.fill")
let heartAttachment = NSTextAttachment(image: heartImage)
let heartString = NSAttributedString(attachment: heartAttachment)

string.insert(heartString, at: 7)
```



They have daily varying teas , including staff  and .



F



[View in Maps](#)



[Favorite](#)




Caffe Macs Apple Park



Jimmy's Lattes



They have daily varying teas , including staff  and .



F



[View in Maps](#)



[Favorite](#)



Caffe Macs Apple Park



Jimmy's Lattes

```
// Tinting images
// -- apply a color to the whole image

let heartImage = UIImage(systemName: "heart.fill")
let redHeartImage = heartImage.withTintColor(.redColor)
```



NEW

```
// Tinting images
// -- apply a color to the whole image

let heartImage = UIImage(systemName: "heart.fill")
let redHeartImage = heartImage.withTintColor(.redColor)
```



NEW


```
// Tinting images  
// -- apply a color to the whole image
```

```
let heartImage = UIImage(systemName: "heart.fill")  
let redHeartImage = heartImage.withTintColor(.redColor, renderingMode: .alwaysOriginal)
```



NEW

```
// Tinting images  
// -- apply a color to the whole image
```

```
let heartImage = UIImage(systemName: "heart.fill")  
let redHeartImage = heartImage.withTintColor(.redColor, renderingMode: .alwaysOriginal)
```



NEW

Prefer horizontal and vertical centering

Build layouts smallest to largest

Be flexible: image sizes can change

Caching images rarely helps performance

Avoid rasterizing!

More Information

developer.apple.com/wwdc19/206

Accessibility Lessons

Tuesday, 9:00

Creating Great Localized Experiences with Xcode 11

Tuesday, 10:00

Implementing Dark Mode on iOS

Wednesday, 10:00

More Information

developer.apple.com/wwdc19/206

Text, Fonts, and SF Symbols Lab

Thursday, 12:00

App Icon and SF Symbols Design Lab

Friday, 1:30

 WWDC19