

# MOTORCYCLE STEM MOUNT INSTRUCTIONS

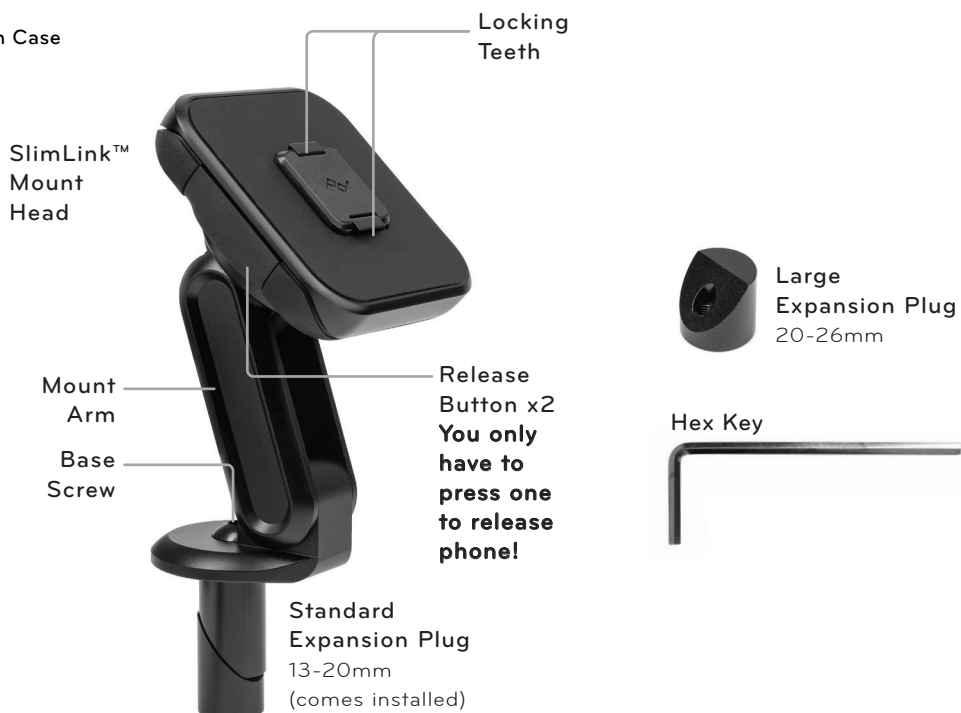


more info

[pkdsn.com/motostemmount](https://pkdsn.com/motostemmount)

## WHAT'S IN THE BOX

requires Peak Design Case  
not included



## INSTALLATION



1. The **Stem Mount** is compatible with hollow steering stem nuts, typically found on clip-on style handlebars. If applicable, remove the plastic cap on your stem or replace the closed top nut with an open top nut.



2. Loosen both **Arm Screws** so that the **Arm** and **SlimLink™ Mount Head** can pivot out of the way of the **Base Screw** for the install.



3. Place the **Stem Mount** in the steering stem. Tighten **Base Screw** with the **Hex Key**. Max torque: 4 N•m.


**Note:** If the **Plug** is not snug once expanded, change to the **Large Expansion Plug**. See 3b.



**3b.** To install the **Large Expansion Plug**, loosen the **Base Screw** and remove the **Standard Expansion Plug**. Replace with the **Large Expansion Plug** and tighten **Base Screw**.




**4.** Set the **Arm** to your desired angle. Tighten both **Arm Screws** to lock the **Arm** in place. Max torque: 4 N•m.



**5.** Before riding, slowly turn handlebars fully left and right with and with phone mounted to confirm no interference with nearby components (e.g. gas tank, fairings, gauges) Reposition and recheck if necessary.

## USE



### Attach/Detach Phone

To attach, place phone on mount and listen for "click" to ensure phone is locked. Requires **Peak Design Case** (sold separately).

To remove, push just one of the **Release Buttons** and pull phone outward.



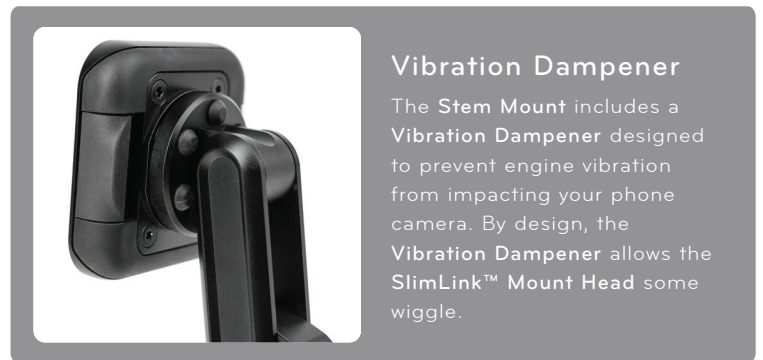
**Warning!** Screws may loosen over time due to vibration. Periodically check screw tightness.



### Pivot

The **Arm** and **SlimLink™ Mount Head** pivot to allow perfect positioning for your bike.

**Pro Tip:** Rotate the base 180° to allow more reach if needed.



### Vibration Dampener

The **Stem Mount** includes a **Vibration Dampener** designed to prevent engine vibration from impacting your phone camera. By design, the **Vibration Dampener** allows the **SlimLink™ Mount Head** some wiggle.

**!** Stay safe. Do not interact with or remove phone from the mount while in motion.