

# MIGRATION PROFILES :

---

## Making the Most of the Process



International Organization for Migration (IOM)

The opinions expressed in the report are those of the authors and do not necessarily reflect the views of the International Organization for Migration (IOM). The designations employed and the presentation of material throughout the report do not imply the expression of any opinion whatsoever on the part of IOM concerning the legal status of any country, territory, city or area, or of its authorities, or concerning its frontiers or boundaries.

IOM is committed to the principle that humane and orderly migration benefits migrants and society. As an intergovernmental organization, IOM acts with its partners in the international community to: assist in meeting the operational challenges of migration; advance understanding of migration issues; encourage social and economic development through migration; and uphold the human dignity and well-being of migrants.

Prepared by: IOM Migration Research Division (MRD), led by Frank Laczko and Rudolf Anich, with the initial draft prepared by Marina Manke (IOM Vienna).

Edited by: Olga Sheean

Publisher: International Organization for Migration  
17 route des Morillons  
1211 Geneva 19  
Switzerland  
Tel.: +41.22.717 91 11  
Fax: +41.22.798 61 50  
E-mail: [hq@iom.int](mailto:hq@iom.int)  
Internet: [www.iom.int](http://www.iom.int)

---

© 2011 International Organization for Migration (IOM)

---

All rights reserved. No part of this publication may be reproduced, stored in a retrieval system, or transmitted in any form or by any means, electronic, mechanical, photocopying, recording, or otherwise without the prior written permission of the publisher.

# MIGRATION PROFILES:

## Making the Most of the Process

---



International Organization for Migration (IOM)



# Contents

<b>Acknowledgements .....</b>	<b>5</b>
<b>Preface .....</b>	<b>7</b>
<b>Part 1: A Practical Guide .....</b>	<b>11</b>
<b>Part 2: Framework for Developing a Template.....</b>	<b>87</b>



# Acknowledgements

This guide was solicited and coordinated by the IOM Migration Research Division (MRD), led by Frank Laczko and Rudolf Anich, with the initial draft prepared by Marina Manke, IOM Vienna. Other IOM colleagues involved in migration profile development in the past kindly provided their valuable feedback and suggestions for further enhancing the quality of the reports to ensure that MPs become truly government-owned tools. Particular thanks go to Jobst Koehler (IOM Hanoi), Roberto Pitea (former IOM Cairo) and Silas Rapold (IOM Chişinău), who provided ongoing feedback on the content of this guide, as well as to the colleagues across the globe who kindly filled in a survey on the MP experiences in their countries: Jovana Mihajlovic and Jovana Gusic (IOM Belgrade), Jill Helke (IOM Sudan/Khartoum), Rogelio Bernal (IOM Ecuador), Cristina Gheorghe (IOM Bucharest), Dimale Helene (IOM Cameroon), Bougouma Diene (IOM Dakar), Clemencia Ramirez (IOM Colombia) and Alin Chindea (IOM Budapest).

The authors would also like to express sincere gratitude to the community of like-minded colleagues and friends from various organizations and countries, who have provided inspiration and feedback on migration and how it could be best described and analysed to yield relevant policy recommendations and solutions to complex issues: Olga Chudinovskikh, Moscow State University; Michel Poulain, University of Louvain; Paolo Valente and Ayima Okeeva, UNECE; and Amaya Sotes Linares-Rivas, OSCE. Particular thanks go to Thomas Mortensen (Danish Immigration Service), whose forward-looking and inspiring ideas, as well as direct comments to this document, have helped to keep a policy-oriented focus.





# Preface

This guide offers concise practical guidance on how to initiate, implement and follow up on **a migration profile process** in a particular country.

The development of the guide followed recommendations of the Global Forum for Migration and Development (GFMD). Specifically, the participants of GFMD Athens 2009 and GMFD Mexico 2010 requested that the international partners analyse the experiences of the migration profiles (MPs) elaborated thus far, in order to identify best practices, main challenges and successful strategies.

Taking stock of the experience of more than 80 country migration profiles, developed by various stakeholders (the International Organization for Migration (IOM), the European Commission (EC), the World Bank (WB), the International Centre for Migration Policy Development (ICMPD), and the Consortium for Applied Research on International Migration (CARIM), among others<sup>1</sup>), the guide presents the key lessons learned and the main challenges common to all MP reports. However, it focuses primarily on the process of the report preparation, rather than its content or format.<sup>2</sup>

The guide summarizes how country teams have been organizing the preparatory, implementation and follow-up stages of the MP process. Almost all IOM staff involved in the preparation of an MP cited sustainability, policy relevance and linkage with the overall developmental framework as important targets that could only be reached if the MP reports were produced in collaboration with a wide range of stakeholders – governmental agencies, international partners, civil society and the research community.

Since their inception by the European Commission in 2005, MPs have moved away from their initial task of presenting a snapshot of the migration situation and are increasingly adopted by countries across the globe as a tool for developing and advocating an evidence-based approach to migration policymaking. Progressively, findings and recommendations developed as by-products of MP exercises are being incorporated into a broader policymaking context. This occurs not only in migration governance, but also in the context of countries' broader developmental agendas, addressing issues such as poverty reduction, the environment, and labour market regulation and employment policies – a phenomenon known as 'migration mainstreaming'.

---

<sup>1</sup> See Annex 1 for an overview of migration profiles developed to date.

<sup>2</sup> The content and possible indicators for migration trends, migrant categories and migrant impact are described in Part 2 of this guidance package.

Migration profiles offer an internationally compatible – yet nationally relevant – framework for monitoring migratory processes against the background of existing regulatory systems, policy frameworks and international cooperation initiatives. In addition to describing migrant stocks and their characteristics, the profiles suggest ways of setting up systems for tracking migratory events over time, as well as piloting methods for evaluating the link between migration and development and assessing the socio-economic impact of migration.

Flexible and country-specific tools, migration profiles nevertheless strive for **international compatibility**, using a standardized template and a pre-designed report structure. The template offers various migration trend and impact indicators that countries may select, depending on their national priorities and the specific migration context. It also recommends resources that may be used to generate data for these indicators – both statistical and administrative – while highlighting the potential drawbacks and limitations of such sources.

In their latest, extended form, MPs serve as **capacity-building instruments** for State, research and international stakeholders, while serving to **enhance cooperation** among them.

The guide and the template are two complementary parts of the *migration profile guidance package* developed to serve as initial reference points for the MP process. Although the compilation of each migration profile will be a unique exercise reflecting the varied needs, national priorities, migratory realities and available resources of individual countries, many of those involved in the process will benefit from the guidance package, including:

- **governmental and other State authorities**, who will see the possible benefits of launching a migration profile process in their country to support their policy development and implementation efforts;
- **country teams coordinating the migration profile process** (such as technical working groups), who will gain knowledge on effective practices for ensuring the sustainability and long-term impact of a migration profile, based on other countries' experiences;
- **technical experts writing up the MP report** and the **broader research community**, who will learn how to deliver the material in a user-friendly and targeted manner, to reflect the needs of various MP users (such as policymakers, technical experts, researchers, the mass media and society in general);
- **the international community**, which will learn how to use the MP process to enhance the cross-institutional synergy and complementarities among the various international actors working on migration.

While Part 2 of the migration profile guidance package – the template – is technical in nature and is primarily aimed at the experts and statisticians who will be working on the report text itself, this guide is more action-oriented and practical and is structured as follows:

- Section 1 presents the rationale for introducing a migration profile as a tool for developing an evidence-based approach to migration governance and mainstreaming migration into other policy areas. It includes an overview of migration profiles developed to date, highlighting the key lessons learned and stressing the main determinants of success.
- Section 2 describes the ‘framework-setting’ stage of the MP process, spelling out the initial steps and conditions to be taken into account before launching the process in a particular country. It proposes concrete steps for promoting government support for, and ownership of, the MP process from the outset.
- Section 3 describes the implementation of a migration profile process, including the setting-up of data-collection procedures for the pilot issue of the report and establishing conditions for institutionalizing this data-collection process over time. Various capacity-building activities for enhancing the impact of the migration profile process on policy development and implementation are also suggested.
- Section 4 presents an overview of the steps and actions related to the launch of the migration profile report. It also describes measures that can be implemented at the follow-up stage.
- Section 5 concludes by reiterating the key messages and describing the main determinants of success.



# MIGRATION PROFILES: Making the Most of the Process

---

## Part 1 A Practical Guide



International Organization for Migration (IOM)



# Table of contents

List of tables .....	14
List of figures .....	14
Acronyms .....	15
<b>1. Introduction: What is a migration profile? .....</b>	<b>17</b>
1.1. Migration policy and mainstreaming.....	17
1.2. Evidence-based migration policies .....	18
1.3. Migration profile – the concept.....	22
1.4. Migration profile – the process .....	29
<b>2. Stage I: Planning .....</b>	<b>33</b>
2.1. Step 1: Ensure government ownership .....	33
2.2. Step 2: Mobilize resources .....	34
2.3. Step 3: Identify stakeholders .....	36
2.4. Step 4: Establish a functional coordination platform .....	38
2.5. Step 5: Build an expert team .....	41
2.6. Step 6: Define overall goals and an action plan.....	43
2.7. Step 7: Adapt migration profile template to suit national needs .....	46
<b>3. Stage II: Implementation .....</b>	<b>51</b>
3.1. Step 8: Assess existing data structures .....	51
3.2. Step 9: Collect data and other evidence.....	52
3.3. Step 10: Analyse collected data and draft the report.....	56
<b>4. Stage III: Launch and follow-up .....</b>	<b>59</b>
4.1. Step 11: Validate content and launch the report .....	59
4.2. Step 12: Apply findings to policymaking.....	60
4.3. Step 13: Improve existing evidence – a gradual approach .....	62
4.4. Step 14: Ensure sustainability of the MP .....	64
<b>5. Conclusion: Migration profiles – not an end but a beginning .....</b>	<b>67</b>
<b>Annexes.....</b>	<b>71</b>
Annex 1: Overview of migration profiles – from 2005 to May 2011 .....	71
Annex 2: Sample promotion brochure for a migration profile process .....	73
<b>References.....</b>	<b>79</b>

## List of tables

Table 1: Key challenges to applying an evidence-based approach to migration and mainstreaming.....	22
Table 2: Options for building an expert team .....	42
Table 3: Migration profile template structure .....	49
Table 4: Resources and functions of State authorities as data producers ....	55
Table 5: Migration profile checklist.....	59

## List of figures

Figure 1: Extended migration profile concept.....	26
Figure 2: Migration profile stakeholders and their respective roles and responsibilities .....	38
Figure 3: Migration profile report structure.....	50



# Acronyms

BSEC	Organization of the Black Sea Economic Cooperation
EC	European Commission
ECOWAS	Economic Community Of West African States (ECOWAS)
EU	European Union
EUBAM	EU Border Assistance Mission to Moldova and Ukraine
GAM	Global Approach to Migration
GMG	Global Migration Group
GFMD	Global Forum for Migration and Development
ICMPD	International Centre for Migration Policy Development
ILO	International Labour Organization
IMF	International Monetary Fund
IOM	International Organization for Migration
ITC	Internet technology and communication
MDG	Millennium Development Goal
MP	Migration profile
NGO	Non-governmental organization
NSO	National statistics office
OECD	Organisation for Economic Co-operation and Development
SACM	Saudi Arabian Cultural Mission
TWG	Technical working group
UN	United Nations
UNDESA	United Nations Department of Economic and Social Affairs
UNDP	United Nations Development Programme
UNECE	United Nations Economic Commission for Europe
UNECLAC	United Nations Economic Commission for Latin America and the Caribbean
UNESCO	United Nations Educational, Scientific and Cultural Organization
UNFPA	United Nations Population Fund
UNGMD	United Nations Global Migration Database
UNHCR	United Nations High Commissioner for Refugees
UNICEF	United Nations Children’s Fund
WB	World Bank



# I. Introduction: What is a migration profile?

*For far too long, migration policy has been based on hunches, anecdotes and political expediency. It is now time to turn to the evidence, and use it to build a common understanding of how international migration can bring benefits to all.*

Kofi Annan, former United Nations Secretary-General,  
Opening Address to the High-Level Dialogue of the  
General Assembly on International Migration and Development,  
14 September 2006

## 1.1. Migration policy and mainstreaming

Migration policymaking has become one of the most debated and crucial areas of public administration. There is a growing consensus that migration directly affects State welfare and individual wellbeing and, therefore, should be considered in a broader developmental context. As a result, more and more countries are incorporating migration into their national developmental strategies and regional integration agendas (see textbox 1). Internationally, the Global Forum for Migration and Development (GFMD) offers a platform for countries of origin and destination to identify joint and mutually beneficial actions for maximizing the positive impact of migration for all concerned.

The fact that migration is not only **induced** by socio-economic, environmental and political factors, but also significantly **impacts** various developmental areas, at the macro and micro levels, has two direct implications for policymaking:

- **migration policies** can no longer take a purely restrictive approach but must consider how changes in the migration governance framework influence socio-economic and environmental issues;
- **other sectoral policies**, such as those relating to demography, labour market regulation, employment, social welfare, economic development, regional development, poverty reduction, and health, should account for the development impact of migration – a phenomenon commonly known as **migration mainstreaming**.<sup>3</sup>

---

<sup>3</sup> See GMG, 2010 for more information on migration mainstreaming.

### Textbox 1: Migration mainstreaming in practice – case studies of the Russian Federation and the Republic of Serbia

- In **2011, the Russian Federation** developed a draft concept of the Migration Policy, as part of an overall revision of its 2020 socio-economic strategy. This was in recognition of the fact that migration is not only caused by various economic and social factors, but can also contribute to the country's development.
- In **2010, the Republic of Serbia** adopted the National Employment Strategy (NES) 2011–2020, with technical support from the Youth Employment and Migration Programme funded by the Millennium Development Goal (MDG) Fund and implemented by a consortium made up of IOM, the United Nations Development Programme (UNDP), the United Nations Children's Fund (UNICEF) and the International Labour Organization (ILO), in cooperation with the Serbian Government. A white paper on labour migration policy was also elaborated, highlighting the significant impact of migration on the Serbian labour market and providing suggestions and recommendations for incorporating migration into the NES.

Source: IOM Regional Office in Vienna.

In addition, a more effective and sustainable approach to addressing the complex interrelationship between migration and development requires moving away from a one-policy-only approach towards integrated policymaking, whereby **migration processes** and **migration impact** are considered as two distinct but equally important policy issues.

## 1.2. Evidence-based migration policies

Migration policymaking is a relatively new concept. Very few educational institutions offer training in migration policies per se, and many countries are only starting to develop their migration policy frameworks, as migration was not a big issue for them in the past.<sup>4</sup>

Migration policy development at the regional level is also an evolving area – as is the case with the work of the European Union (EU) to establish a common migration policy, and with less formal efforts in other regions through regional consultative processes (such as the Colombo Process or the Pueblo Process).

Developing effective migration policies and ensuring their coherence with other areas is dependent on the presence of a comprehensive, reliable, proactive platform of analysis, or what is often referred to as a knowledge base or evidence.

Evidence-based policymaking in migration, however, is still evolving, even though its application in other public administration spheres, such as health and medicine, has been rapidly advancing in recent decades (see textbox 2).

<sup>4</sup> As, for instance, is the case with the former authoritarian regimes with tight controls over population movements, or with countries that are only now starting to attract immigrants, due to their enhanced economic situation or changed political reality.

In comparison with fairly recent traditional and reactive<sup>5</sup> approaches, evidence-based policies are developed by progressive and more proactive policymakers who:

- are more informed about the **available evidence**;
- know how **to gain access** to it;
- are able to **critically appraise** the evidence (Sutcliffe and Court, 2005).

For some time, the development of migration evidence has been primarily driven by the need to calculate the total number of international migrants, required for (among other things) State budget allocation and calculation of national macroeconomic and social indicators (such as per capita growth and poverty estimates).

#### Textbox 2: Evidence-based policymaking

- Originating in the medical and health fields, evidence-based policymaking is being increasingly applied to other spheres of public governance.
- It received widespread recognition through the UK Government's modernization agenda of the 1990s (UK Government, 1999).
- It has been applied in an international context, such as in the World Bank's framework on poverty reduction.
- It stands for a proactive, coherent and informed approach – addressing causes rather than symptoms and substantiated by objective, credible, relevant and practical evidence.
- Building 'institutional bridges' between research and policy worlds as a tool for improving and enlarging the evidence base.

Source: Davies, 2004 and Sutcliffe and Court, 2005.

This direct financial implication led to efforts by State and international actors to reach a common understanding about which **data on international migrant stocks and migration flows** should be collected, and how to make these data reliable and internationally comparable, to allow for the calculation of the total number of international migrants in the world.

The increased focus on the developmental implications of human mobility and the need to mainstream migration into other sectoral policies have created a **demand for new types of evidence**. Policymakers and analysts in origin and destination countries, as well as donors and the international community, are no longer satisfied with knowing only the absolute numbers of international migrants. They now require more multifactorial insights into migrant **characteristics**, such as why people migrate, how long they remain abroad, and their socio-demographic and economic background. They also need to know

<sup>5</sup> 'Reactive' here means reacting to a changing environment, rather than trying to proactively impact that environment.

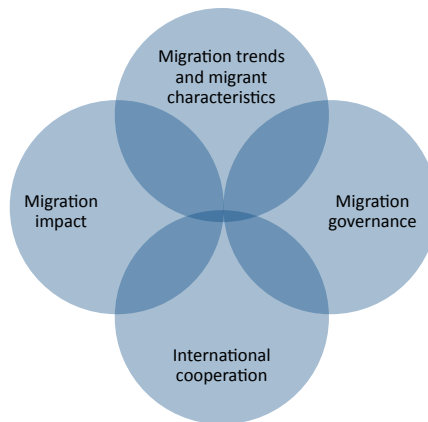
how well migrants integrate within the host society, the effect of migration on the socio-economic situation in origin and destination countries, to what extent migrants comply with immigration regimes, and whether migrants' rights and freedoms are safeguarded.

In other words, in addition to the traditional demographic evidence on migration (the number of long-term international migrants residing in a particular country or changing permanent residence during a given period), there is clearly a need for more sophisticated **migration impact assessments** that are internationally comparable for the development of methodologies for **evaluating migration policies and ensuring their coherence** with other sectoral policies.

There is also a growing understanding that changes in migration policies themselves, as well as in the regulatory frameworks of migration processes, are affecting migration and its impact, as are the activities of broader international partners who implement developmental actions on migration and design various international cooperation programmes and activities.

Consequently, the application of an evidence-based policymaking approach to migration and migration mainstreaming would require collecting, analysing and incorporating into the policymaking process the following closely interlinked categories of migration evidence:

- Data on **migratory trends and migrant characteristics** (migrant stocks and migration flows), both in their absolute numbers and broken down into various subcategories on the basis of citizenship, country of birth, age, sex, education, qualification, occupation, etc.
- Information on how **migration impacts** various socio-economic and environmental aspects.
- Information on a **migration governance framework**, including policy priorities, regulation, legislation and institutional structures.
- Information on previous, ongoing and planned **international cooperation initiatives**.



**Analysing the migratory trends** affecting receiving and sending societies and migrant categories has been a challenging task. The dynamic and complex nature of migration requires working with various data sources, often scattered around different agencies and created for administrative, rather than analytical, purposes. In many countries, migration management functions are spread across several stakeholders – the so-called ‘decentralized’ model of migration management, which often results in a lack of information-sharing and cooperation. Some international guidelines on how to describe migrant stocks and flows nevertheless exist, the most important of which are the United Nations Recommendations (UNDESA, 1998) and the guidelines for improving data-collection systems (Bilsborrow et al., 1997).

**Assessing migration impact** in a comprehensive and reliable manner is an even more complicated endeavour, for it requires the simultaneous assessment of multiple variables, such as the economy, demographics, social protection, environment, health, safety and security. Some pilot approaches for assessing the impact of migration at the individual and household levels have been tested recently (see, for example, Chappell et al., 2010). However, efforts to develop a common approach to monitoring and evaluating the migration impact at the national and global levels are only now gaining momentum (GFMD, 2011; UNDESA, 2011).

Table 1 presents an overview of the main challenges to an evidence-based approach and to mainstreaming, as well as suggesting possible corrective actions that can be incorporated into the process.

**Table 1: Key challenges to applying an evidence-based approach to migration and mainstreaming**

Challenges	Possible responses
<p><b>1. Complex and dynamic character of migration.</b> Migration may occur several times in a person's life; it may be undertaken for various reasons; its duration may vary; and it may be open-ended, circular or repetitive.</p>	Monitor migratory trends and patterns through stock and flow indicators and categorize them by reason, duration and direction.
<p><b>2. Multiplicity (or variety) of data at national level.</b> Data on migration stocks and flows scattered across various sources.</p>	Gather and systematize all available data.
<p><b>3. International incomparability of data.</b> Differing national priorities and legislation affect existing approaches to collecting evidence on migratory processes.</p>	Apply a bottom-up approach towards describing migration processes, making use of data available at the national level and specifying how national data differ from the internationally recommended notions and definitions in meta-data.
<p><b>4. Insufficient evidence on migration impact.</b> There are conflicting opinions about how migration affects receiving and sending countries, with very few comprehensive frameworks developed to produce reliable and objective assessments.</p>	Pilot and consolidate new methods and approaches to assess migration impact at various levels – micro impact on migrants and their households, and macro impact on various socio-economic aspects of life in origin and destination countries.
<p><b>5. Dispersion of policymaking agents across various State structures.</b> Due to the complexity of migration, its governance and policymaking are often spread across several State institutions that are not always cooperating effectively or sharing information. Mainstreaming requires working with an even broader list of stakeholders.</p>	Address the issue of migration data enhancement and the development of better evidence from the 'whole of government' approach, uniting all data users and producers as a cooperative team working towards common goals.
<p><b>6. Data protection and data confidentiality.</b> There are prevailing misperceptions about which types of data require data protection, whereby even aggregated and statistical data are considered confidential.</p>	Raise awareness among the stakeholders as to which types of data fall under the data-protection requirement and which can be shared outside the collecting agency.
<p><b>7. Limited national capacities and resources.</b> Developing countries, in particular, suffer from obsolete infrastructures for data collection and processing, with very limited or no statistical information available.</p>	Despite a lack of infrastructure and ITC, countries can nevertheless start compiling existing data and use them for statistical purposes. Improvements in infrastructure happen gradually, but policymaking cannot wait until all the databases are in place.

### 1.3. Migration profile – the concept

Where evidence is incomplete, scattered around, or not regularly compiled, organizations and agencies are increasingly producing country profiles designed to bring together all the available relevant facts and information for easier reference.

Country profiles should, however, be distinguished from the kind of data 'profiling' used in applied areas such as criminal investigation (psychological



profiling) or medicine (DNA profiling). They are produced with the primary goal of supporting public policy development, in such diverse areas as the environment, health and business (see textbox 3).

### Textbox 3: Country profiles that support policymaking – examples from other areas

Various national and international stakeholders have produced country profiles on different topics. End products of such analytical exercises are written reports that describe the situation in a particular area, summarizing available information with the purpose of identifying certain patterns, typical characteristics, and the relationships between variables. The reports usually include an assessment of existing public systems and administrative frameworks and provide recommendations on how State governance could be streamlined and enhanced to produce better results. Examples include:

- national chemical-management profiles, with support from the United Nations Institute for Training and Research (UNITAR);
- United Nations-supported freshwater country profiles (UNDESA, 2004a);
- human development country profiles, with support from the United Nations Development Programme (UNDP);
- country profiles on health policies as one possible tool, alongside policy briefs, being developed by the Evidence-to-Policy Initiative (E2PI) (E2PI, 2010);
- specific destination-country profiles currently being prepared by IOM.

Examples of national and subnational profiling practices of relevance to migration are:

- profiles of the legal permanent resident population, carried out by the United States of America (USA);
- regional migration profiles, such as Yorkshire local migration profiles or North-East migration profiles in the United Kingdom of Great Britain and Northern Ireland (see [www.nesmp.org.uk](http://www.nesmp.org.uk)).

In practical terms, data compilation or profiling for policymaking means:

- identifying key issues, processes or categories;
- providing a snapshot of their main qualities and characteristics;
- ranking them in order of importance (from high to low);
- determining similarities and correlations;
- developing specific actions and policy recommendations for each issue or category.

Profiling is an appropriate way of describing and assessing the extent, impact and governance of migration, given the complexity and variability involved. Due to the multifaceted nature of migration, tools of analysis must be complex yet targeted to ensure comprehensiveness and practicality. Preparing a country profile is one such approach.

Migration profiles were initially introduced by the European Commission (EC) in 2005, to address the lack of evidence on migratory processes and their impact in countries targeted by EU external aid programmes (see textbox 4). The country profiles on migration were intended to support the Global Approach to Migration (GAM) as documents, prepared in cooperation with governments, that “would bring together all information relevant to migration and development,

thus allowing for a more appropriate policy approach and contributing to a better understanding of the results of the policies implemented” (Commission of the European Communities, 2005).

#### Textbox 4: Migration profiles – key facts

- The profiles were proposed by the EC in 2005, in its Communication on Migration and Development, as tools to support the EU’s Global Approach to Migration, designed to:
  - assess the migratory situation;
  - identify needs and problems;
  - design tailor-made responses.
- Extended migration profiles, proposed by the EC in 2008, address the need for a more systematic, structurally coordinated and policy-coherent approach to migration and its economic dimensions (Council of the European Union, 2008a and 2008b).
- They are based on a common template that can be adjusted to suit the national situation, covering:
  - migration trends and migrant characteristics;
  - the impact of migration on development;
  - governance and policy frameworks;
  - international cooperation on migration.
- More than 80 profiles have so far been developed, with funding from the EC, IOM and its member states;
- The profiles have been carried out by international stakeholders (EC, IOM, the International Centre for Migration Policy and Development (ICMPD), the Consortium of Applied Research on International Migration (CARIM), and the Hamburg Institute of International Economics) and by governments themselves – all of whom have a different understanding of what a migration profile entails;
- Profiles have maximum impact when accompanied by capacity-building activities and supported by policy formulation and partnership development.

First-generation migration profiles succeeded in presenting a snapshot analysis of the migratory situation, but stopped short of delivering on the other two objectives: 1) investigating the link between migration and development; and 2) contributing to policymaking.

To resolve this shortcoming, the EC suggested applying a more comprehensive notion of “extended migration profiles”, which would not only capture data, but would also contribute to inter-agency cooperation on migration and be accompanied by a comprehensive capacity-building approach.

These extended migration profiles, which are flexible and still evolving, are based on three main principles:

- Radical improvements of migration data are not realistic and the quality and comprehensiveness of migration profiles should therefore be developed **gradually** over time and, for maximum benefit, should be accompanied by a set of capacity-building measures, referred to as the ‘migration profile process’.
- Migration events should be analysed in conjunction with relevant legislative frameworks and policies, since the two are **mutually dependent**: migration

trends frame regulatory frameworks and the latter, in turn, affect the scope and extent of migration.

- The analysis of migration and its impact should be **complex and multidisciplinary** to ensure that as many side-effects and sub-processes as possible are explored, and to avoid simplistic and biased conclusions.

Although the quality and comprehensiveness of migration profiles are, in many cases, initially inadequate, the gaps in information are increasingly being revealed and filled in.

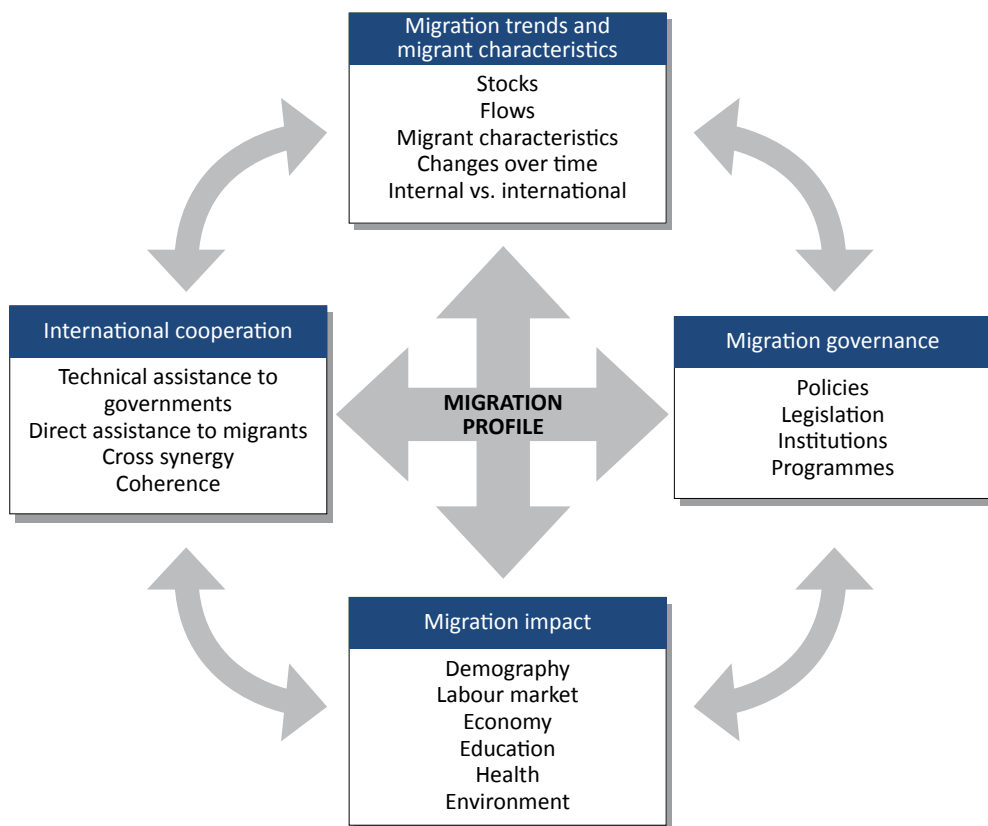
In 2008, the Council of the European Union extends this “evolutionary” vision of migration profiles by suggesting that they be more systematically applied to ensure structural coordination and policy coherence. Extended migration profiles would help further improve the information and knowledge base not only on migration flows and stocks, but also on the economic dimension of migration (Council of the European Union, 2008a).

Migration profiles are a reference tool for supporting mobility partnerships too. Their use should be generalized, their quality reinforced and their comparability increased. They should also be updated. The third countries concerned must be encouraged to take this tool on board; in future, its standing could be increased by creating a network of migration observatories. This analysis tool should also help in the formulation of appropriate migration policies, in taking account of migration in poverty reduction policies, in giving better guidance for the programming of financial instruments and in facilitating the impact assessment of the initiatives implemented (Council of the European Union, 2008b: 3).

To summarize (see also figure 1), extended migration profiles:

- support an **inter-agency cooperation** platform, leading to better information flow, more coherent policy actions and enhanced cooperation modalities;
- **map out** national and international data sources on diverse migrant categories and their characteristics;
- **consolidate the most recent data** on migratory stocks and flows in a concise and internationally compatible way;
- constitute a comprehensive and objective **migration impact analysis**;
- **assess existing policy** and the administrative framework of migration management, as well as its coherence with broader developmental goals;
- provide specific action and policy recommendations;
- review **international cooperation on migration** and identify the direction of further collaborative work and support.

**Figure 1: Extended migration profile concept**



Putting together migration data from various statistical and administrative sources and presenting them in a structural and logical way is not a new idea. In fact, many countries are already producing migration reports on a regular basis, although they vary in terms of data collection, presentation and interpretation, depending on the migration governance, policy priorities and national contexts. However, many more countries have yet to produce a comprehensive report that reflects the migratory situation or establishes a link between migration and development.

The majority of existing reports on migration (and, increasingly, its impact and linkage with other sectoral policies) have been prepared with the support of the international community. Examples include the annual international migration outlooks by the Organisation for Economic Co-operation and

Development (OECD)<sup>6</sup> the European Migration Network's annual statistical<sup>7</sup> and policy<sup>8</sup> reports, and ICMPD's overviews on irregular migration trends.<sup>9</sup> In 2009, UNDP introduced the issue of human mobility and development into its annual human development reports, having conducted country analyses and summarized them in an overview publication: *Overcoming barriers: Human Mobility and Development* (UNDP, 2009).

Migration profiles differ from other migration trend reports, however, in that they:

- take a *structured and comprehensive approach* not only to the analysis of migration patterns and migrant characteristics, but also to the impact of migration on the receiving or sending society;
- present an overview of the *migration governance framework*;
- review *international cooperation actions*;
- suggest *possible actions* that could assist in harnessing the maximum benefit from migration for development.

The approach is *multi-disciplinary*, especially in terms of impact assessment, as it looks at how migration affects a wide range of areas related to development, such as demographics, economy, human capital, the labour market, employment and social cohesion. It is also *holistic* as it looks at migration in a particular country from these multiple angles.

At the same time, the collected evidence needs to be presented in a user-friendly format, so that policymakers and other users can get a comprehensive picture and learn of possible policy options and their potential effects.

Although migration *profiles* are primarily intended to describe migration within the national context, the analysis also takes into consideration the international nature of migration. Migration *trends*, on the other hand, are considered within the context of migration corridors between origin and destination countries. Identifying these corridors helps in discovering additional sources of possible evidence on migration by looking at destination country data broken down by citizenship.

---

<sup>6</sup> See latest issue for 2010 at: [www.oecd.org/document/41/0,3746,en\\_2649\\_39023663\\_45591593\\_1\\_1\\_1\\_1,00.html](http://www.oecd.org/document/41/0,3746,en_2649_39023663_45591593_1_1_1_1,00.html).

<sup>7</sup> See: <http://emn.intrasoft-intl.com/Downloads/prepareShowFiles.do?entryTitle=2%2E%20Annual%20Reports%20on%20Asylum%20and%20Migration%20Statistics>.

<sup>8</sup> See: <http://emn.intrasoft-intl.com/Downloads/prepareShowFiles.do?entryTitle=1%2E%20Annual%20Policy%20Reports>.

<sup>9</sup> See: <http://research.icmpd.org/1250.html>.

The regional context of migration allows for a more comprehensive analysis of the situation. At the same time, for purposes of policy elaboration, it should be kept in mind that not all cities or regions in a country are equally affected by migration. Therefore, where possible, migration profiles should aim to identify patterns and impact at the local community level.

Annex 1 summarizes the main frameworks within which previous migration profiles have been developed (listing the implementing actors, donors, brief description, and the major pros and cons of each MP approach).

The majority of the migration profiles launched so far have focused on the preparation of the final product – the report – which missed important issues such as whether and how the report would be updated, or how the collected evidence could be used by policymakers in practice (see textbox 5).

It would nevertheless be unfair to say that migration profiles, developed as brief statistical overviews of migration trends, present little use or relevance. On the contrary, in the context of absent, poor-quality or incomparable data, all efforts to gather more data on migration and its impact, to analyse the situation, and to develop policy recommendations are welcome.

However, by focusing on the report, the approach stops short of utilizing the vast capacity-building and longer-term impact potential of what can be called a ‘migration profile process’, wherein writing up and issuing a report is just the tip of the iceberg.

Initial migration profiles were delivered with a number of expectations: they produced concise overviews of migratory processes within the countries where very few or no migration overviews had been conducted. In some cases, especially within a broader political context, such as EU integration, they prompted a regular process of migration data collection – as was the case, for instance, with Bosnia and Herzegovina, where the migration profile is now a regular government exercise (Ministry of Security of Bosnia and Herzegovina, 2010).

Assessments of the migration profiles developed to date have demonstrated that, in countries where the migration profile process was reduced to just the production of the report, the relevance and quality of the end product, as well as its impact on policymaking, were less encouraging than in those countries where the report preparation was accompanied by additional capacity-building and coordination activities.

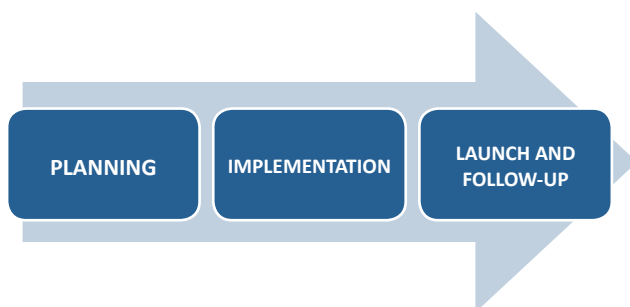
#### Textbox 5: Multi-purpose migration profiles

Extended migration profiles are designed to serve as:

- **data-collection tools** – identifying data gaps, enhancing data collection, analysis and sharing;
- **capacity-building tools** – assisting the government in taking ownership of the regular updating of the migration profile;
- **policy tools** – promoting a greater coherence and a more comprehensive approach to migration planning and policies;
- **reference tools** – supporting broader inter-State cooperation platforms (for instance, mobility partnerships) by providing the platform for monitoring and evaluating the effectiveness and impact of implemented initiatives.

## 1.4. Migration profile – the process

Originally conceived as snapshot overviews of most recent migratory trends, migration profiles now include impact analysis and are accompanied by a wide range of capacity-building and partnership development objectives (resulting in extended migration profiles). For description purposes, the MP process can be divided into the following three key stages:



This guide describes an ideal MP process that would ensure maximum results and sustainability. The comprehensiveness of the MP process and the range of supporting activities, however, will depend on various factors, such as:

- available resources and timeframe, which define the scope and length of the MP exercise;
- ensuring total government support and ownership of the process (and not just the support of a single government representative);
- the quality and availability of existing data and information on migration trends and impact.

The planning stage of the migration profile process involves:

- **initiating** the process in a country;
- defining overall **broad goals and objectives**;
- identifying **stakeholders** (partners, target groups and beneficiaries) and agreeing on their specific roles and contributions;
- selecting an effective and functional **coordination platform**;
- setting up an **expert team** for processing the collected information and data and drafting the report;
- designing an **operational framework** through identifying anticipated results, inputs from each participating entity, timeframe for delivering results, important milestones, evaluation and follow-up actions;
- agreeing on the MP content by **adapting the common MP template** to the national priorities and realities as well as immediate policy needs on migration governance and mainstreaming.

The implementation stage involves the following steps:

- In preparation for the migration trend analysis, **identifying existing and potential sources of migration data** and suggesting practical steps for enhancing data availability, quality, timeliness and reliability.
- In preparation for the migration impact analysis, **mapping out other relevant sources of information** that could help determine the extent of migration impact on the receiving/sending country.
- Considering the collection or generation of **new types of data**.
- **Building the capacity of government stakeholders** to collect and interpret migration data.
- Conducting **consultations among national stakeholders** (government and the expert community) to better define the direction of the work or verify its preliminary results.
- Drafting the migration profile report.

The launch and follow-up stage involves ensuring that the report's content is endorsed by the government and other relevant stakeholders, and setting the stage for follow-up actions. It includes the following:

- Presentation of the draft MP for validation at a workshop for government officials, policymakers and academics from all over the country.
- Designing mechanisms to apply MP findings directly to policy development.
- Developing national strategies (including the establishment of specialized migration research and information centres), to raise awareness about the value of migration information and research.



- To ensure MP sustainability, a designated State institution (a migration authority or a statistical office) should take on the task of regularly updating the MP, thereby ensuring government ownership of the MP process in the future.

Each of the above-mentioned steps is accompanied by various challenges. This guide refers to the challenges encountered by the country teams of past migration profiles and suggests ways of overcoming these challenges. Both effective and ineffective practices are described, as lessons can be learned from both.



## 2. Stage I: Planning

### 2.1. Step 1: Ensure government ownership

Liaising with the government and bringing it on board as early in the process as possible ensures that the migration profile exercise will not just result in a statistical report. As past experience has demonstrated, if the MP is foreseen not only as a reference tool but also as a policymaking instrument, the active support of key decision makers in migration-related and other agencies can be enlisted and put to practical use.

Early initiatives to develop country migration profiles quite often originated from external stakeholders, such as donors. Lack of government ownership or endorsement of the 'final product' made the collection of needed data particularly difficult and sometimes led to complaints that the data used were outdated, misrepresented reality and of no practical relevance.

An extended migration profile is not an end in itself but a tool for setting up an *evidence-based approach to migration policymaking* and an instrument of broader capacity-building and technical assistance (see textbox 6). The government remains the key beneficiary, but it is also an active and equal partner who helps design the migration profile and can ensure its sustainability after the initial launch. Specifically, the role of the government in the process involves:

- providing concrete inputs to the MP process goals and objectives;
- setting up the operational and cooperation frameworks;
- planning implementation activities;
- monitoring implementation;
- endorsing outputs.

It is important to explain the results that can realistically be achieved within a particular national context, given the resources available, to avoid creating unrealistic expectations or damaging the relationship with those involved.

Once government support has been ensured, broader discussions with other stakeholders and potential donors could be launched, to identify other potential resources, hence establishing the breadth of the process and its potential results.

### Textbox 6: Migration profile benefits for government

Depending on whether a country is primarily an origin/destination or developing/developed, country, the advantages of the migration profile process can include the following:

Short-term:

- Existing evidence on migration and its impact is pulled together (from national and international sources), missing evidence is identified, and plans on how to enhance existing evidence developed.
- A comprehensive analysis of migration and its impact on development is conducted, with the results and subsequent recommendations made available to policymakers.
- A visibility and policy impact assessment tool is created for enhancing cooperation with strategic partners (such as the EU).

Long-term:

- A regular and systematic process of reporting on migration trends, impact and relevant structures and programmes is launched (for instance, in line with the EU tracking method – see Commission of the European Union, 2009).
- Identified gaps in evidence are transformed into government action points, such as an action plan on migration information collection and processing.
- Policymaking cycle is adjusted to incorporate the data collected.

*Specific examples include the following:*

In Mauritania, the Migration Profile exercise led to the inclusion of migration in the national labour strategy.

In Sudan and Western and Central Africa, MPs enhanced the government's understanding of the link between migration and development.

In Serbia, MPs revealed existing data gaps.

In Sudan, MPs represented the first step towards inter-agency cooperation on migration.

## 2.2. Step 2: Mobilize resources

Another crucial precondition for launching a migration profile exercise is ensuring that the necessary resources are secured and pledged so that plans can be realized in practice.

Balancing the government's and donors' interests is not an easy process. Donors might not be willing or able to support extensive capacity-building activities if those activities are not on their list of current priorities. However, since migration profiles bear a direct reference to good governance not only in migration but in a broader developmental framework, efforts should be made to present donors with 'the full package' related to the execution of an extended migration process.

Benefits to donors and the international community from a comprehensive and government-owned MP process can include the following:

- Obtaining a comprehensive and reliable overview of the migration situation in a particular country.
- Enhanced capacity of origin countries to monitor migration and, hence, develop more effective and evidence-based policies on migration regulation.
- Enhanced capacity of origin countries to mainstream migration into development policies, leading to better developmental outcomes and the reduction of push factors at the migrants' place of origin.

So far, there have been few cases of governments themselves coming up with the resources to develop a migration profile for their country (see textbox 7). Nevertheless, such a possibility should not be excluded and discussions with governments as to what they could contribute to the migration profile process should still take place. Government contributions do not necessarily have to be in cash. In-kind contributions, such as secondment of staff to working/discussion groups and steering committee meetings, or the covering of translation and interpretation costs, can facilitate the migration profile process and, once again, demonstrate a government's willingness to support it.

#### Textbox 7: Migration profile sponsorship

The two primary donors supporting the development of migration profiles have been the European Union (through its external aid instruments) and IOM Member States.

Co-funding and/or partial financing has been made available by the governments of Belgium, the Czech Republic, Germany, Hungary, Poland, the Republic of Slovenia, Romania, the Slovak Republic and Switzerland, as well as the Sasakawa Endowment Fund.

Both the EU and IOM have also developed migration profiles. Other implementing agencies involved in the MP preparation, primarily with EU funding, have included IOM, ICMPD, CARIM and the Hamburg Institute of International Economics.

Another very important point relates to the fact that migration profiles present an overview of a **migration situation at a particular point in time**; as the migration situation evolves and related frameworks change, migration profiles need to be **updated** accordingly.

Discussions about what should be done with the migration profile after the launch of the first report should ideally take place in the planning stage.

## 2.3. Step 3: Identify stakeholders

A migration profile exercise covers a complexity of issues, such as migration processes, their socio-economic impact and linkage to development, migration management structures and frameworks, and international cooperation. Clearly identifying the stakeholders to be involved in the process, as well as their roles and responsibilities, is therefore essential to achieving good and sustainable results (see figure 2).

There are several groups of stakeholders involved in the preparation and supporting activities of a country migration profile:

- **Decision makers in the government and the legislature** who work at the strategic level, framing policies and implementing frameworks (legislation, programmes); these can be considered the primary users of migration profiles and those who could implement recommendations and proposed changes, hence ensuring sustainability of the MP beyond its initial phase.
- **Authorities involved in migration governance** – the users of migration profiles but also the primary producers of various administrative data on migration not necessarily yet shared or aggregated for national policymaking.
- **Other state authorities** not directly involved in migration governance but **whose sphere of activity is affected by migration**. These would be representatives of labour and employment agencies, and ministries of economic development, regional development, finance, environment and health. These institutions might not have data on migratory processes per se, but they would have information on various aspects of the country's overall socio-economic development, which may become a source of data on the impact of migration.
- **Statistical offices** producing official statistics on migration, based on surveys, census or other available administrative data.
- **Research and academia** – including both the selected experts working directly on the MP content and a broader range of national and international experts (see textbox 8 for more on their role in the MP process).

### Textbox 8: Migration profiles – bridging the institutional gap between policy and research

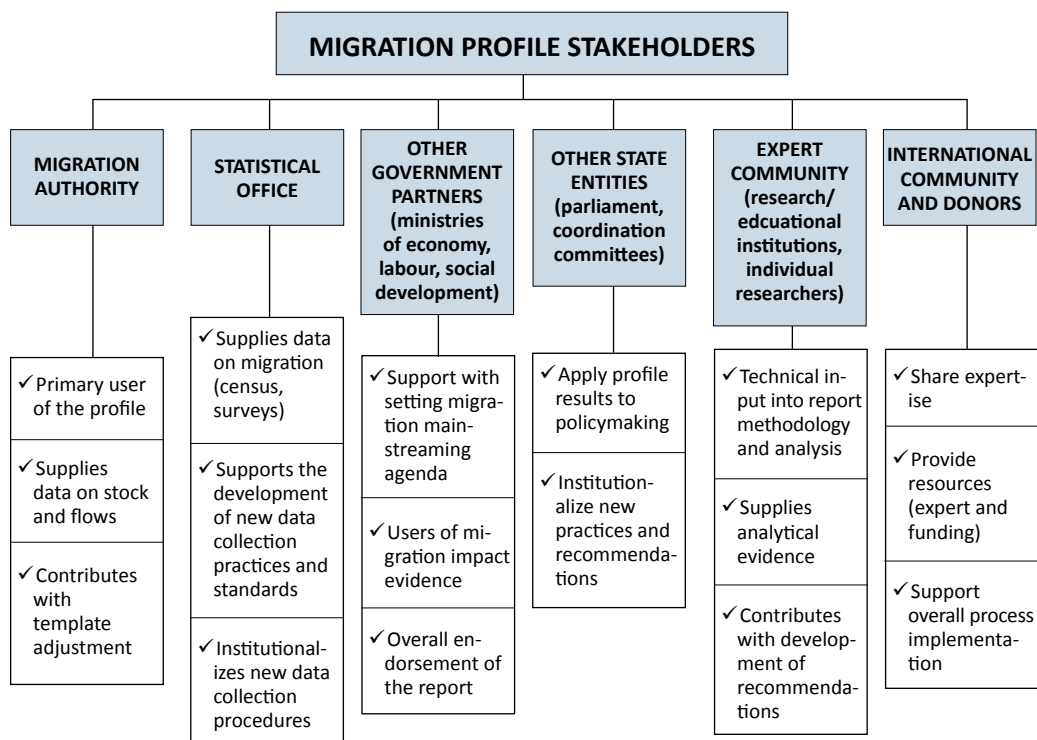
Although migration profiles are seen as a government-owned process, the role of the research and expert community in their preparation is considerable.

Migration is a complex subject with no established approach to analysis. However, the research community has been working on advancing the understanding of migration and developing several methodological tools for its analysis, including descriptions of migratory processes and assessments of their impact on different spheres.

As with many other social sciences, however, the results of the research are often not transmitted to the key decision- and policymakers – those who can implement the recommendations resulting from the research. This institutional gap between the policy and research worlds was recently acknowledged by the European Commission, which prepared a practical guide on how to communicate research for evidence-based policymaking, to ensure that the researchers speak a language understandable to policymakers and that policymakers incorporate the policy recommendations resulting from the research (EC, 2010). By offering a common goal and providing for a cooperative platform, MP exercises contribute to bridging this institutional gap between policy and research.

- **Representatives of civil society** – primarily users of migration profiles but also possible contributors to its content, given their direct access to various migratory groups and, hence, insider knowledge of migrants’ situations both in the country and abroad. This would include diaspora associations and non-governmental organizations (NGOs) working on the protection of migrants’ rights, which are, in some countries, part of public councils liaising with migration-related and other authorities.
- **International partners and donors** involved in previous migration profile exercises. These can vary and have so far included, inter alia, the United Nations High Commissioner for Refugees (UNHCR) and ICMPD. In Moldova, the profiling exercise involved representatives of the EU, UNDP, UNECE, ILO, the United Nations Population Fund (UNFPA), the EU Border Assistance Mission to Moldova and Ukraine (EUBAM), EU Member States and other destination countries, such as Turkey and Ukraine. This group also includes regional structure representatives, such as the Organization of the Black Sea Economic Cooperation (BSEC) (which supported the development of MPs for the Black Sea region countries), the Economic Community Of West African States (ECOWAS) and the Saudi Arabian Cultural Mission (SACM).

Figure 2: Migration profile stakeholders and their respective roles and responsibilities



## 2.4. Step 4: Establish a functional coordination platform

Once the key stakeholders of the migration profile process have been identified, it is important to set up **a platform for regular coordination and joint activities**, based on broad participation while remaining practical and targeted towards the delivery of the migration profile report, which is endorsed by the government and directly applied to policymaking. Regular gatherings and transparency in the roles and responsibilities of each involved partner are extremely important for the success of an extended migration profile.

Such a coordination framework may take various forms, be created at different levels (technical and decision-making level), and help produce the following outcomes, among others:

- The development of a common vision of the migration profile as a final product, such as defining its overall objectives, identifying key thematic



priorities, and adjusting the MP template in accordance with national requirements.

- Sharing data on the identified indicators and other necessary information.
- Making available the latest policy and normative documents so that migration management assessment – in its broader sense and as related to procedures of data collection and knowledge management – can take place.
- Revising migration profile drafts and endorsing their final content.
- Contributing to the development of a common action plan on enhancing existing approaches and methodology for data generation at agency and national levels, including setting up data-sharing mechanisms.
- Ensuring that other officials in the agency are aware of the migration profile development work and that they provide their professional feedback on the migration profile content and process.
- Reporting to decision makers at inter-agency or government level to make them aware of the policy and practical recommendations developed in the MP exercise.

In many of the countries where extended migration profiles have been developed, such a coordination framework took the form of:

- a technical working group (TWG);
- an expert committee;
- a steering committee (or group).

Inter-agency cooperation on migration has been a significant challenge, given the complexity of migration and the variety of stakeholders involved in its governance. Lack of inter-agency dialogue and constructive cooperation is, unfortunately, a common situation in many countries, even in those with a long tradition of migration management, which significantly hampers the development of ‘whole of government’ approaches.

A number of countries have, nevertheless, succeeded in setting up designated inter-agency coordination platforms for tackling migration issues – for instance, the Migration Policy Government Commission functioning in the Russian Federation since 2009, or the Coordination Body for Monitoring and Managing Migration established in the Republic of Serbia. Other countries have expanded the mandates of existing inter-agency committees to include migration.

Establishing a platform to coordinate the process of developing an extended migration profile may happen in one of two ways:

- in countries where no inter-agency technical coordination frameworks exist, a specialized technical working group may be set up to work specifically on the migration profile;
- in countries where inter-agency cooperation is fairly advanced, the task of migration profile development might be added to the terms of reference of an existing framework.

The development of a migration profile requires inter-agency coordination at two levels: the **decision-making level and the technical level**. In previous migration profile projects, efforts were primarily centred around setting up technical platforms of coordination (see textbox 9), which united officials with competencies in collecting data rather than strategy development or knowledge management.

The advantage of working at the technical level is that participating officials are fully aware of the challenges of collecting reliable evidence on migration and can therefore contribute substantially to the development of the migration profile report. Nevertheless, although the technical-level working groups are effective in developing the MP itself, there is also a need for a higher-level coordination mechanism that would ensure government endorsement of the final product and its practical application in the policymaking process.

While liaising with government partners on the establishment of a technical working group, the project teams might not have much influence over the choice of officials (or their particular portfolios) who are designated to participate.

The key challenge to an effective and results-oriented approach is coordinating the input of TWG members with various technical and policymaking expertise. Other challenges of the TWG include:

- ensuring that the results of the TWG's work are transmitted to a higher decision-making level;
- considering whether the TWG should be institutionalized after the launch of the initial MP report;
- effective collaboration and coordination between ministries, the national statistics office (NSO) and civil society;
- identifying the institutions that will provide updates.

Another important decision to be made when setting up a coordination platform relates to the level of involvement of non-State partners and their potential contribution to the work of the TWG. In the MP projects implemented so far, non-State partners and international organizations have been given equal place in TWGs and on expert committees. This had the additional positive benefits of contributing to a broader dialogue between the State and non-State stakeholders, ensuring that the latest research results were made available to policymakers, and raising awareness among researchers and the academic community of current policy priorities and national requirements.

#### **Textbox 9: Coordination platforms established in previous migration profile processes**

**WESTERN AND CENTRAL AFRICA:** An EU-funded programme (2008–2010) had a large capacity-building focus, with the establishment of inter-agency coordination structures as one of its key elements. In some countries, new structures (such as technical working groups) had to be established; in others, work on the migration profile was added to the portfolio of already functioning entities.

**Nigeria:** The TWG was institutionalized under the Nigerian Commission for Refugees, which is responsible for policy development.

**Democratic Republic of Congo:** The Ministry of the Congolese Abroad recognized the TWG as the main body responsible for collecting migration data.

**The Republic of Moldova:** An inter-ministerial technical working group was set up to:

- comment and endorse the MP template and draft;
- support the research consultants in data collection;
- bring together not only different ministries but also data users/producers for the first time;
- identify topics for targeted research;
- provide input to the report at different stages of the drafting process;
- follow up on a national strategic policy-planning workshop and a data-collection workshop;
- comment and endorse a draft national data-management strategy.

In many countries, an additional positive outcome of the migration profile process has been that the cooperation and trust that evolved during the joint inter-agency work on the MP report continued after the work on the report had been finalized.

## **2.5. Step 5: Build an expert team**

Identifying and forming a qualified, competent and effective expert team that will process and analyse information and data is an extremely important factor in the success of the migration profile process. MP process managers face quite a challenge in identifying the right experts and consultants, especially in situations where the available resources are scarce.

Several practical approaches may be considered, each of which has pros and cons (see table 2).

The key challenge lies in finding the most suitable combination of experts at all levels. Ideally, a combination of several approaches should be pursued.



**Table 2: Options for building an expert team**

Possible action	Pros	Cons
<b>Hiring an independent researcher</b>	Possibility of providing an objective and independent analysis, without “political pressures” (Sutcliffe and Court, 2005).	An overly academic, rather than a practical and policy-oriented, approach and language, resulting in the need to bridge the gap between research and policymaking or to communicate research findings for policymaking purposes.
<b>Hiring a State representative</b>	Greater trust on the part of the government in the resulting report. Insider understanding of policy needs.	Political pressure and difficulty remaining objective and independent.
<b>Hiring a national expert (State or non-State)</b>	Knowledge of local language saves time/money (in terms of translation costs). Better knowledge of local and national priorities and background situation. Possibility of building the capacity of local institutions.	Local experts might not be fully aware of the most recent international approaches and discourses, especially those with no English. Difficulty in taking a comprehensive and objective view of the situation. Harder to access the necessary data, if not supported by government partners.
<b>Hiring an international expert</b>	International recognition and knowledge of recent approaches and standards. Ability to rely on various sources and practices. Possibility of building local research capacities through ‘twinning’.	Might possess little specific knowledge of the national context. Lack of the local language reduces possibilities of studying data resulting from national research. Difficulty in accessing national data, if not supported by the government, as part of the MP team.
<b>Hiring a single expert</b>	Easier coordination. May save time and money, due to the expertise and quality of work of the selected expert.	Difficulty in finding a single person with all the necessary technical skills. If the expert’s competencies are not high, then the draft report and deliverables might be of suboptimal quality and require rewriting. Data and analysis might be weaker, thus endorsement might require more time.
<b>Hiring a team of experts – ‘twinning’ option</b>	Easier to ensure that all necessary skills are present. Can help build the capacity of the local expert, if another expert is sourced internationally.	Harder to coordinate events and outputs. Could be more costly.

## 2.6. Step 6: Define overall goals and an action plan

**Setting clear, focused and realistic goals and expectations** is an important precondition for the success of the migration profile process. Given the role of MPs as instruments of evidence-based policymaking in migration and the stakeholder multiplicity, a migration profile process can deliver on two fronts:

- **Migration evidence enhancement**, which includes:
  - critically assessing the existing data on migration and their relationship to development;
  - identifying new types of data that have not yet been collected or analysed, and suggesting sources and methodologies for generating this evidence;
  - contributing to the establishment of an institutional framework and procedures for generating identified types of evidence as well as inter-agency and inter-governmental data sharing and cooperation mechanisms;
  - involving researchers and academia in the process, building ‘institutional bridges’ between research and policy worlds;<sup>10</sup>
  - analysing available and newly generated data and presenting the findings and recommendations in a policy-oriented and user-friendly manner;
  - supporting the government in establishing mechanisms for regular and systematic data generation.
  
- **Migration policy enhancement**, which includes:
  - improving the policy application of existing or newly generated data on migration and their impact at all policy stages – design, implementation, monitoring and evaluation;
  - raising awareness among individual policymakers about the value of an evidence-based approach to migration policymaking, and enhancing their ability to determine which data exist and how to gain access to them;
  - fostering greater inter-ministerial coordination and collaboration;
  - applying the data to migration policymaking and mainstreaming at all stages of the policy cycle: development, implementation, monitoring and evaluation.

Depending on the established practices of reporting on migration, the available resources and the sophistication of migration systems, different

---

<sup>10</sup> See EC, 2010.

countries may focus on different components of the MP exercise and derive different benefits, as a result.

Some countries may already have sophisticated systems of monitoring and reporting on migratory processes in place. Nevertheless, their existing systems might not be comprehensive enough to approach migration from a coherent and comprehensive development-related perspective – for instance, focusing only on the law-enforcement side of migration or on trends, with no impact analysis undertaken. Therefore, the key objective of initiating a migration profile in such countries would be to critically assess the existing approaches and identify aspects that could be further enhanced, to better correspond to the goals of an evidence-based policymaking approach to migration.



The objectives of an MP process will vary from country to country

In other countries, where no regular or systematic reporting on migration has yet been established, the migration profile process might initially focus on just setting up a reporting framework, identifying key gaps and needs, and providing recommendations on realistic measures for moving the migration analysis forward.

The country teams engaged in the MP process may decide to **focus on just one component** – for instance, the preparation of the report itself. However, such an approach will only result in the collection and assessment of the existing data in the country, leaving unaddressed other important objectives, such as improving the available data, generating new data and enhancing their use in policymaking.

Again, the benefits of an exercise centred solely on the development of a report will, ultimately, be short-lived, and the opportunity to produce a greater impact and, indeed, contribute to the improvement of migration data, analysis and policy effectiveness will not be utilized.

Textbox 10 lists the key activities that can be implemented to achieve the anticipated results and objectives.

Building the capacities of government stakeholders to collect and correctly interpret migration data is an important activity that needs to be sustained throughout the entire MP process (see textbox 11 on capacity-building activities in Moldova).

### Textbox 10: Possible activities involved in a migration profile process

- Provide an overview of available data and data quality.
- Assess existing statistical capacities of national data producers.
- Review the use of migration statistics in decision- and policymaking.
- Identify data users' needs/priorities and existing data gaps.
- Consider generating new data.
- Set up an inter-ministerial technical working group collaborating with research community.
- Adapt migration profile template to the national reality (i.e. select thematic modules and identify available indicators).
- Gather information, analyse data, and prepare a draft report.
- Organize national policy-planning workshop to validate the migration profile, to promote greater migration policy coherence.
- Nominate a national structure or institutional focal point responsible for coordinating the regular updating of the migration profile.
- Identify mechanisms/formulate recommendations on how to better utilize migration data/migration profile in support of policy development in the respective areas.
- Develop recommendations/action plan for regular production and dissemination of the migration profile (including data collection methodology, production schedule, etc.).
- Organize training sessions for national data producers on data collection, database management, and information technology.
- Organize training sessions for national policymakers on mainstreaming migration into development and labour policy plans.
- Support the establishment of analytical units in agencies.
- Prepare toolkits and self-training modules promoting sustainability of the MP exercise.
- Conduct thematic studies to address data gaps.
- Identify new data sources not yet used to produce migration-related data (e.g. taxation records).
- Include basic questions relevant for migration statistics in national census.
- Add migration questions or modules to regular household surveys.
- Conduct ad hoc migration surveys.
- Provide ITC (Internet technology and communication) support to NSO and other national data producers.
- Build/support capacities of already existing dedicated national migration research centres.

### Textbox 11: The case of Moldova – activities involved in an extended migration profile process

In Moldova, the report preparation and the functioning of the TWG are accompanied by a wide range of capacity-building and supporting activities, such as:

- training on data collection and management methodology for the migration profile, provided for technical experts from government agencies;
- a workshop for policymakers on the use of the MP for evidence-based policymaking and the mainstreaming of migration into national development planning (part of another project pilot funded by the Swiss Development Corporation (SDC) and UNDP: Pilot Project on Mainstreaming Migration into National Development Strategies);
- a twinning exercise with an EU Member State national statistics office or other relevant institution, aimed at technical staff assuming responsibility for the regular production of the MP;
- twinning/study trips with Russian and Ukrainian national statistics offices and other relevant institutions (such as the Russian Federal Migration Service) to explore ways of regular exchanging migration data;
- on a continuous basis, a large number of technical working sessions between international experts and government agencies (primarily those working with the State Registry of Population and the National Bureau of Statistics) to enhance the skills and practices involved in collecting and analysing data, including the development of comprehensive metadata;
- complementary diaspora-mapping research, with funding from the World Bank.

## 2.7. Step 7: Adapt migration profile template to suit national needs

Migration profile reports are developed on the basis of a common template, the existence of which has been welcomed by all IOM colleagues surveyed in preparing this practical guide. The template provides a very useful reference point for the national teams working across the globe. In some cases, however, the idea of a template is misunderstood and seen instead as a ‘golden standard’ to stick to.

Country teams starting a migration profile process should understand that, given the complex and multifaceted nature of migration, ensuring comparability and full synergy across national reports would be impossible and rather counterproductive. The template should be regarded as **“a flexible tool that can be used in various regions and adjusted accordingly”** (GFMD, 2010: 8), as **a menu of possible options** from which to select those aspects of migration that are most relevant to the national context.

Moreover, to make migration profiles relevant to national policymaking, and to ensure that they are truly used as instruments of migration policy development and migration mainstreaming, the proposed MP template should be adapted to the national reality and priorities.

Part 2 of this publication contains a common template for an MP report, offering a general structure, and a list of core and non-core indicators on various migrant and migration categories, as well as possible national and internationally available sources of data for these indicators.

This version of the template has been significantly revised on the basis of several earlier templates: the first was developed by the EC for producing migration profiles as attachments to the country strategy papers; and the second was developed as a more comprehensive and extended template.

The key difference with the current template, which was revised in December 2011, is that it tries to incorporate the comments and recommendations resulting from the implementation of previous MP activities and projects between 2005 and 2011, and to provide a more comprehensive and coherent approach to migration analysis.



Specifically, the common template has been developed according to GFMD recommendations:

*It is proposed to divide it into four parts: short presentation of data on migration, supported by clear definitions; in-depth analysis of the migration data (assessment of a possible impact of migration on various areas of social, political and economic life of the country of origin); analysis of the labour market in different areas: related policies, trade issues, demography, human capital, and migration of certain groups, important from the point of view of migration management; assessment of migration management capacity in the country of origin – institutions, policies in place. All international partnerships would involve financial resources and external organization to perform the capacity building exercise in the start-up as a common effort though ownership will be with the country (GFMD, 2010: 8).*

The template is broken down into several sections covering the following topics:

- Migration trends and migrant characteristics:
  - key driving forces and general cross-border mobility
  - immigration
  - emigration
  - irregular migration
  - return migration
  - internal migration.
  
- Impact of migration on:
  - human development
  - economic development
  - employment and labour market
  - social development
  - health
  - environment.
  
- Migration governance:
  - policy framework
  - laws and regulations
  - institutional framework
  - international cooperation.

- Key findings, policy implications and recommendations.
- Annexes.

The structure of the proposed template is designed to encompass migration and migration mainstreaming issues of relevance to all countries, whether developed or developing, or primarily source, destination or transit countries (see table 3). (See also textbox 12, which highlights actions taken by Serbia to adapt the MP template to suit the country's requirements.)

It is hoped that the template will be a useful reference for country teams in structuring their reports (see figure 3) and developing a plan of action for identifying the best data to collect and process, for the purpose of elaborating policy recommendations.

Adaptation of the MP template content should be done by:

- **Selecting the MP modules to include in the template:** an agreement should be reached with the policy stakeholders and decision makers as to which broad topics and themes the MP should address, to ensure relevance to the migration context and priorities in the country. This can be done either through a meeting of all parties or via written comments on the MP table of contents.
- **Agreeing upon the list of data indicators** that can be gathered in the country, to conduct a reliable analysis of the selected topics and modules. This should be done at the technical level – ideally in discussions within the established coordination platform (a technical working group or other consultative framework).

#### Textbox 12: The case of Serbia – adopting the MP template to suit the national situation

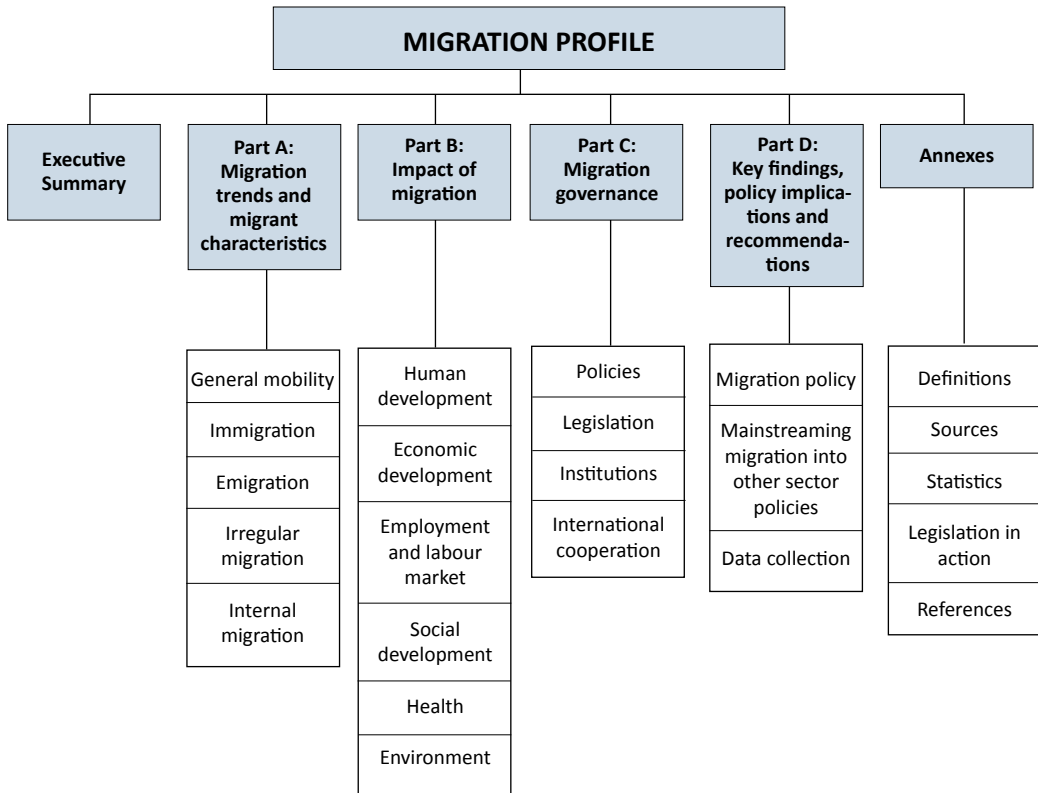
In the Republic of Serbia, the following actions were taken to adapt the general MP template to suit the national requirements:

- Development of a migration profile is stated as a priority in the Amended National Programme for Integration of the Republic of Serbia into the European Union, adopted by the Government of the Republic of Serbia in December 2009 (Chapter 3.24.2, Migration Management).
- The government, through the Serbian Commissariat for Refugees and with the support of IOM and the EC, established a TWG to prepare the MP.
- TWG membership included the Ministry of Interior, the Ministry of Foreign Affairs, the Ministry of Economy and Regional Development, the Statistical Office of the Republic of Serbia, the Ministry of Labour and Social Policy, the Ministry of Religion and Diaspora, the Ministry of Human and Minority Rights, the Ministry for Kosovo and Metohija, and the Serbian Commissariat for Refugees.
- External consultant reviewed the general MP template and prepared a first draft of the indicator list, taking into consideration the migration specifics in Serbia and its overall course towards EU accession.
- Indicator list was approved by the TWG.
- Data-gathering forms were developed on the basis of the approved list of indicators, and distributed among the members of the TWG for data collection.
- Migration data were received and consolidated into a draft report.
- A draft MP report is to be presented for adoption by the government.

**Table 3: Migration profile template structure**

MP template section/ parts	Key objectives and readers targeted
<b>Executive summary</b>	<p><b>Objective:</b> to present the essence of the report in as user-friendly a format as possible, so that those readers, especially policymakers, who do not have time to read the full report still manage to get an overall idea of its contents.</p> <p><b>Readers:</b> all those who are interested in getting key findings and recommendations, as well as a snapshot of migration trends, migrant characteristics and evidence of migration impact that the report managed to identify.</p>
<b>Migration trends and migrant characteristics</b>	<p><b>Objective:</b> to present reliable analysis of migration trends and describe the characteristics of the most relevant migrant categories, bearing in mind the need to adhere to good data presentation practices and be as illustrative as possible.</p> <p><b>Readers:</b> all those who are interested in getting an overview of migratory processes.</p>
<b>Migration impact</b>	<p><b>Objective:</b> to examine (for the first time, in some countries) how the dominant migratory processes affect various socio-economic areas, such as the country's overall development, employment and labour market, social welfare, health and environment. This analysis is extremely challenging, so the main objective would be to pull together all existing evidence on how migration impacts development or, if such evidence is scarce, to try to identify gaps and possible actions that could allow the country to move towards developing a system of capturing and analysing migration impact data.</p> <p><b>Readers:</b> primarily government officials and experts working in areas not directly linked to migration – for instance, ministries of economy, finance, labour and employment, social protection and regional development.</p>
<b>Migration governance</b>	<p><b>Objective:</b> to present an updated overview of the migration management situation, including policies, legislation and institutions involved.</p> <p><b>Readers:</b> all those interested in having an updated reference tool on migration governance frameworks.</p>
<b>International cooperation</b>	<p><b>Objective:</b> to take stock of related programmes and projects, as well as international actors working on migration in the country, and attempt to evaluate the synergy and effectiveness of their activities.</p> <p><b>Readers:</b> national stakeholders who wish to stay up to date about what is being done by the international community in the area of migration in their country, and donors and international stakeholders who are working to ensure relevance to the country's requirements and to avoid any duplication.</p>
<b>Key findings and recommendations</b>	<p><b>Objective:</b> to summarize and reflect on the findings of the report and to offer targeted and practical recommendations on how migration could better serve development in the country.</p> <p><b>Readers:</b> a broad range of international and national stakeholders.</p>
<b>Annexes</b>	<p><b>Objective:</b> to supply technical reference to terms and data used to prepare the report.</p> <p><b>Readers:</b> technical specialists interested in learning the methodology of report preparation.</p>

Figure 3: Migration profile report structure



## 3. Stage II: Implementation

### 3.1. Step 8: Assess existing data structures

Despite the importance of migration, an internationally agreed framework for describing migration exists only for a limited number of indicators – primarily, those relating to the calculation of international migrant stocks and flows (UNDESA, 1998). And even for this limited number of data types, only some 25 per cent of all countries are actually able to produce data and share them with the international community (UNDESA, 2004b: 13).

Despite the importance of working at the international level, so as to produce internationally comparable data, it is nowadays recognized that a ‘bottom up’ approach to data collection and enhancement produces better results. IOM has been increasingly promoting a capacity-building approach to collecting migration data and developing statistics, in close cooperation with other international partners (IOM, 2007; CFGD, 2009; UNECE/UNFPA, 2011).

The collection of migration data and the feeding of such data into the migration profile content follow the same capacity-building approach:

- Mapping what already exists in the country and identifying key gaps
- Agreeing on the list of indicators that are a priority in the country
- Collecting the agreed-upon sets of data
- Considering the development of new types of data not yet consistently collected or utilized for operational or policymaking purposes
- Analysing collected data and developing strategies for generating better statistics.

Within the context of a migration profile preparation – and outside of it – governments around the world, with the support of the international community and, specifically, IOM, are conducting critical assessments of existing data collection and processing infrastructures, as well as methodologies for producing migration statistics. (See, for example, the case of Nigeria, in textbox 13.)

### **Textbox 13: The case of Nigeria – data assessment aimed at strengthening immigration authorities' analytical capacity**

In Nigeria, IOM conducted a comprehensive assessment of the Planning, Research and Statistics (PRS) Unit of the Nigeria Immigration Service (NIS), which was augmented by the migration data-management system of the entire Government of Nigeria.

The outcome of the assessment informed relevant capacity-building interventions for the Unit and the entire NIS. The data were collected through a desktop review of existing literature on migration management and data in Nigeria, and through IOM sources (Nigeria Migration Country Profile, Illela Border Assessment) and the Eurostat database.

Two roundtable discussions were held with NIS officials and members of the Inter-agency Technical Working Group for the Nigeria Migration Country Profile, in addition to seven field visits in Abuja, Sokoto and Kaduna States, where over 14 different units at the NIS Headquarters, zonal command, State command and local level were consulted.

*Source: IOM, 2010.*

Data assessment findings and recommendations could be documented in separate reports or sections of the MP. In some countries, the results are directly inserted by governments into their data-management plans.

## **3.2. Step 9: Collect data and other evidence**

The quality and relevance of the MP report will largely depend on how successfully the country team organizes the data-collection process around the selected indicators, as well as any other information and documents required for the analysis.

The key goal during this step is to ensure that the expert team acquires access to all necessary data, including those produced by competent authorities but not yet reflected in official statistics. Administrative data, such as border-crossing records or various permits for foreigners, often remain outside the focus of statistical offices and, thus, are not included in routine migration analyses.

The task of collecting data should not, however, just be delegated to the expert or expert team. Without adequate support from the government or the TWG, the expert team will only be able to select data that are already publicly available and, therefore, have already been processed and analysed by other researchers.

Several MP teams have managed to gather data that have not yet been shared or processed for policymaking purposes. For instance, in Serbia, the process of preparing MPs contributed to the collection of new data on diaspora and irregular migration. MP teams for Western and Central African countries

helped obtain administrative data (such as exit and entry records) not yet publicly available for analysis. MPs produced within the Black Sea region resulted in more comprehensive immigration data and new statistics on human trafficking.

Methods of data collection may include the following:

- downloading data that are already publicly available online (for instance, on the websites of national statistics offices and ministries, in destination countries, and internationally: see UNECE/UNFPA, 2011: 83 for suggested links and databases);
- development of standard tables to be distributed among relevant stakeholders – ‘data producers’ – both in the country and in the main destination countries;
- Identifying secondary sources and extracting relevant data and references;
- conducting interviews with migration experts, to collect qualitative information on those migration aspects not captured by existing data sources.

Table 4 provides an overview of the various State authorities involved in collecting migration-related data as part of their mandate. (See also UNECE/UNFPA, 2011: 83 for a comprehensive overview of national and international data sources.)

The data-collection stage of the MP process may require considerable assistance from the international community, which may take the form of:

- support with the ITC upgrade and establishment of a database for the regular collection and storage of identified data sets from various agencies, thus creating the basis for a time-series analysis and simplifying future migration profile updates;
- capacity-building, such as through workshops and trainings on information/database management and migration statistics.

Migration impact analysis is a new area where established and internationally recognized methodologies are still being developed. Migration profiles can contribute to this process and help identify the key issues for different national contexts.

When conceptualizing migration impact, one should distinguish between the impact of migration on the society and economy as a whole (macro-level impact), and the impact on the individual migrant and his/her household and

family (micro-level impact). Migration profiles deal primarily with the analysis of the first type of migration impact, which can be done using data on migration trends and socio-economic indicators. Analysing the second type of migration impact would require designing and carrying out specialized surveys.

Several levels of migration impact can be identified: the migrant level; the household/family level; the community level; and the country level. This could be extended further to include 'migration corridors' or 'migration systems'. Within the region of Eastern Europe and Central Asia, the category of 'common migration system' is also used; this is broader than a migration corridor and includes several countries of origin and destination.

It can also be important to distinguish between the direct and indirect (or spill-over) impact of migration.

Impact analysis could also consider the duration of the impact – that is, whether it is time-limited (or short term, such as with remittances fully spent on consumables) or long term (as with remittances invested).

Chappell et al. define migration impact as “affecting people’s capabilities either positively or negatively” (2010: 25).

The Global Migration Group (GMG) suggests assessing the link between migration and development through a 3T approach, whereby T1=transfer of people (migration itself); T2=transfer of knowledge and know-how; and T3=transfer of financial assets (GMG, 2010).

Additional areas for migration impact analysis could include international contexts, such as how migration impacts regional processes and transit countries, especially regarding security issues, in terms of irregular migrants getting stranded.

The human rights dimension should also be considered.



**Table 4: Resources and functions of State authorities as data producers**

Authority	Functions	Data collected and databases in place
<b>Ministries of foreign (or external) affairs</b>	Pre-departure clearance for entering into a country (visas).	Specialized databases (local or integrated with other in-country databases). Records on visa applications submitted and visas issued.
	Counselling and registration/documentation of citizens residing abroad.	Records of registrations with the consular authorities, national passports issued, vital records (births and deaths).
<b>Border guards</b>	Admission onto the territory and control over departures. Entry refusal, migrant return, and combating cases of illegal border crossings and related crimes.	Border management information systems (BMIS); in some countries, only paper records exist. Records of border crossings (travel documents), entry refusals, deportations/expulsions, attempted/actual illegal entry, smuggling and trafficking in persons.
<b>Police Ministries of interior Specialized migration agencies</b>	Control over foreigners' compliance with immigration rules (stay, residence, employment). Providing protection and social support to forced migrants (those internally displaced or seeking asylum). Implementation of specialized State migration programmes. Integration of foreigners.	Alien registers or local databases/paper records. Records on foreigners' short-term registration, residence permit applications/permits issued, asylum applications and determination of refugee status, registration of internally displaced persons (IDPs), applications for the participation in specialized programmes, naturalization. Law-enforcement records (apprehended foreigners, foreigners who have committed administrative or criminal offences, returned foreigners).
<b>Ministries of labour, social protection and employment</b>	Issuance of work-related permits. Establishment of quotas and other caps on foreign employment.	Records of employed/unemployed foreigners. Databases on work-related permits issued. Employers' reports on employed foreign citizens.
<b>Ministries of emigration or diaspora</b>	Supporting links with citizens residing abroad. Support to, and protection for, citizens while employed abroad.	Records of diaspora representatives registered in databases. Data queries from national authorities in the countries where diaspora reside.
<b>National statistics offices</b>	Collection and generation of official statistics.	Household surveys (for instance, on living standards, labour force). Censuses. Data on residence registration (linked to civil registers, where they exist).

### 3.3. Step 10: Analyse collected data and draft the report

Finding the right **balance between detailed coverage and succinctness in presenting the material** collected is another key challenge and factor in the success of the MP process.

Since MPs target a wide variety of users, lengthy descriptions or overly technical analysis may be off-putting for those who lack either the expertise or the time to read them. Senior officials, in particular, as the ‘drivers of an evidence-based approach’ to migration, only need to know about the key findings and recommendations. (See textbox 14, on making data analysis more user-friendly.)

Developing and analysing statistics require profound technical expertise. Comprehensive standards exist at national and international levels for collecting and protecting primary data, aggregating the data to calculate the number of similar events or persons, and ensuring that the analytical conclusions accurately reflect reality and are not based on poor-quality evidence or misinterpretation.

However, in the quest for top-quality data or analysis, statisticians and researchers often lose sight of the reason that the statistics are needed in the first place. Endless tables with numbers and unfamiliar terms or hundreds of pages of theoretical argumentation do little to encourage users with little or zero technical knowledge to apply the data in their everyday work.

When drafting the report, the expert(s) should keep in mind the interests of the five types of MP end users:

- policy makers or high-level officials;
- technical experts from government;
- academics and researchers;
- the international community;
- civil society, the media and the general public.

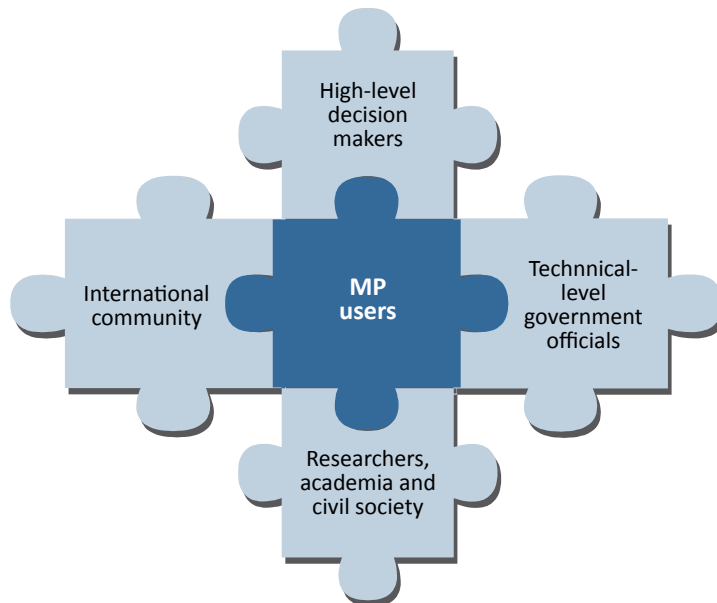
Migration profiles are NOT scientific texts or research papers. Technical information, such as data definitions, description of data sources, and statistical tables, can be presented in annexes, while the main text of the report should be policy-oriented. (See textbox 15, on good practices in migration trend reporting.)

#### Textbox 14: User-friendly migration analysis

Making data and research more user-friendly has become a concern for many organizations and structures. The European Commission developed a practical guide to help researchers ensure that their products are structured and presented in an easy-to-grasp way for potential users (EC, 2010).

The Norwegian Directorate for Migration and Asylum has taken an interesting approach to presenting migration data; their annual reports can be read like a book, in PDF format, but users can also download all data in Excel format.

This does not, however, mean that no thorough or in-depth analysis should be conducted. On the contrary, the complexity of migration calls for thorough investigation and comparison of various data sources, to ensure that the conclusions are valid and will hold true when compared with other data.



### Textbox 15: Good practices in migration trend reporting

#### **Denmark: Issuing thematic overviews in addition to overall trend reports**

Since 2001, the Ministry of Refugee, Immigration and Integration Affairs has been producing annual statistical migration and asylum overviews presenting key national data on migration processes and related procedures, including visa statistics, residence permit statistics and asylum statistics.<sup>11</sup> In 2010, a **specialized statistical overview on integration** was issued for the first time, in an attempt to not only describe migration processes, but also assess their impact on areas such as population dynamics, labour market and employment, and education. Specific topics tackled included youth/minors and women (see Danish Immigration Service/Ministry of Refugee, Immigration and Integration Affairs, 2010b).

#### **Norway: Improving user-friendliness in line with overall goal of enhancing service provision**

Statistics Norway publishes key immigration and emigration data on its website and allows users to download relevant data broken down by country and socio-demographic characteristics.<sup>12</sup> Specialized thematic overviews are also provided.

In parallel, the Norwegian Directorate for Immigration publishes annual statistical reports in which data on migration-related administrative procedures are analysed and presented. The latest 2010 annual report uses graphics and headings to draw the user's attention to key identified trends (for instance: More immigration, less regulation; Greatest decrease among unaccompanied minor asylum-seekers; or More returned voluntarily) (see Norwegian Directorate of Immigration (UDI), 2011). It also allows users to access primary administrative data on visas, work permits, registrations, expulsions, etc.<sup>13</sup>

#### **United Kingdom: Complementing general migration trend overviews with immigration control reports**

The UK Office for National Statistics, like Statistics Norway, produces quarterly and annual migration overviews.<sup>14</sup> At the same time, the UK Home Office's Research, Development and Statistics Directorate issues annual reports on migration legislation enforcement and immigration control (see UK Government, 2010, as an example).

#### **United States of America: Publishing annual statistics without analysis**

Yearbooks of immigration statistics produced by the Office of Immigration Statistics of the US Department of Homeland Security include data on both migration processes and immigration law enforcement. Issues and categories covered are: legal permanent residents, refugees and asylees, naturalizations, non-immigrant admissions, and enforcement actions (see US Department of Homeland Security, 2010). Unlike the European practice of accompanying migration statistics with text, the US yearbooks contain no analytical commentaries on data and only present data in tables, which can be downloaded by users. Analysis is presented in separate reports and articles, such as those relating to population group estimates.<sup>15</sup>

<sup>11</sup> Denmark's statistical overviews can be accessed at: [http://www.njidanmark.dk/en-us/statistics/Immigration\\_family\\_reunification\\_asylum/asylum\\_family\\_reunification\\_immigration.htm](http://www.njidanmark.dk/en-us/statistics/Immigration_family_reunification_asylum/asylum_family_reunification_immigration.htm).

<sup>12</sup> See: [http://www.ssb.no/innvutv\\_en/](http://www.ssb.no/innvutv_en/).

<sup>13</sup> See: <http://www.udi.no/Norwegian-Directorate-of-Immigration/Annual-Report-2010/Statistics/>.

<sup>14</sup> See: [http://www.statistics.gov.uk/hub/release-calendar/index.html?newquery=\\*&uday=0&umonth=0&uyear=0&title=Migration+Statistics&pagetype=calendar-entry&lmonth=&lyear=](http://www.statistics.gov.uk/hub/release-calendar/index.html?newquery=*&uday=0&umonth=0&uyear=0&title=Migration+Statistics&pagetype=calendar-entry&lmonth=&lyear=)

<sup>15</sup> See: <http://www.dhs.gov/files/statistics/immigration.shtm>.

## 4. Stage III: Launch and follow-up

The final stage of the MP process is about ensuring its content endorsement by government and setting the stage for follow-up activities (see table 5).

### 4.1. Step 11: Validate content and launch the report

Sharing the draft report broadly with the potential beneficiaries in government and society is a very important step in the MP process. Ideally, at this stage, the key partners and stakeholders would already have a good idea of the report's content, so validating the report can be an opportunity for fine-tuning some of the findings and recommendations.

Validation can be done in a working meeting (or meetings) of the members of the technical working group. Alternatively, the draft may be forwarded to respective government entities, via official letters, asking for substantive feedback.

**Table 5: Migration profile checklist**

Quality	Indicators
<b>1. Content</b>	
- Data availability	- Various types of statistics (from statistical and administrative sources) are used in the report.
- Data timeliness	- Statistics are the most recent available, allowing for the development of recommendations that reflect the current situation.
- Data comprehensiveness	- Statistics are broken down into many variables (age, sex, purpose of movement, etc.).
- Data comparability	- Statistics are comparable across countries and adhere to international definitions and standards.
- Relevance to policymaking	- Conclusions and recommendations are original, practical and in line with current priorities.
- Reliability	- Conclusions and recommendations are based on facts and are well documented.
- Accessibility	- Data are easily accessible (e.g. via online databases). - Queries can be customized.
<b>2. Presentation</b>	
- User-friendliness	- Language and style of the report are easy to follow and not too technical.
- Visual attractiveness	- Facts, arguments, numbers are presented in a snappy, easy-to-grasp, illustrative way.
- Balance between comprehensiveness and usability	- Length of the text is appropriate for a broad range of users.

3. Process	
<ul style="list-style-type: none"> <li>- National government ownership</li> <li>- 'Whole of government' approach</li> <li>- Involvement of civil society and international community</li> <li>- Capacity-building</li>   <li>- Sustainability</li> </ul>	<ul style="list-style-type: none"> <li>- The government takes part in the preparation of the report from start to finish and fully endorses its content.</li> <li>- Data are collected by various government stakeholders.</li>   <li>- Content presented in the report corresponds to the needs of various stakeholders, including government, parliamentarians, civil society, experts and the international community.</li> <li>- Improvement in beneficiaries' situation is quantifiable after implementation (in terms of skills developed, data quality enhanced, regular scheduling of data collection introduced etc.).</li> <li>- The report is not an isolated event; it is incorporated into the government's longer-term policy development cycle.</li> </ul>

If a high-level event relating to migration or its linkage with development is foreseen in the country or region, the country team may consider linking the report launch with this event. This enhances visibility and has been done in the Western Balkans, where country migration profiles were presented at the Seventh Regional Ministerial Conference on Illegal Migration, Organized Crime, Corruption and Terrorism in Brdo, in 2007.

The validation stage of the report should, however, have been completed before such events, to avoid any unexpected disagreements with government on the report's conclusions and recommendations.

## 4.2. Step 12: Apply findings to policymaking

Probably the biggest challenge in the MP exercises conducted to date has been ensuring that their findings and recommendations are relevant to policymakers and can be directly applied to their work.

In line with the approach taken by the Global Migration Group (see GMG, 2010), migration policymaking, and migration mainstreaming are considered to consist of the following four stages of a policy cycle:

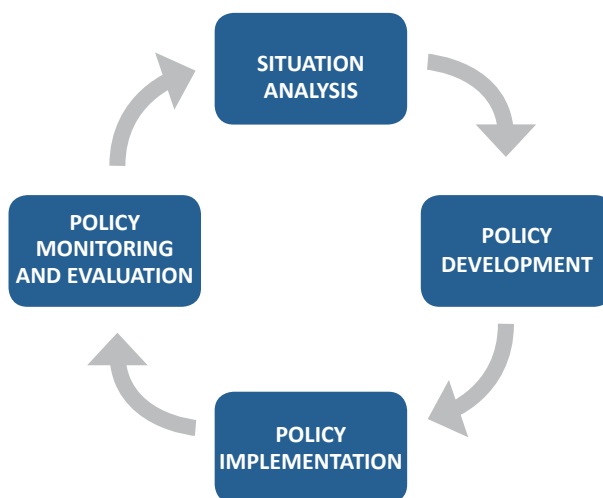
- situation analysis
- policy development
- policy implementation
- policy monitoring and evaluation.

Migration profiles have turned out to be very useful at the pre-policy-development stage, as an instrument of **situation analysis**.

In several countries, the information compiled in the MP report has also served to feed the **development of specific documents of strategic importance**,

such as poverty reduction strategies and labour market and employment strategies. These are good examples of how migration profiles can be used as instruments of migration mainstreaming into other sectoral policies:

**Mainstreaming migration into development planning** can be defined as “the process of assessing the implications of migration on any action (or goals) planned in a development and poverty reduction strategy, including legislation, policies or programmes and at all levels (individual, local, national and, if applicable, regional). It is a process for integrating migration issues in a balanced manner in the design, implementation, monitoring and evaluation of policies and programmes in any development and poverty reduction-related spheres. The goal of this process is to provide support for a more development-friendly migration phenomenon” (IOM, 2010: 16, cited in GFMD, 2009: 3).



Cases of migration profiles being used for the purpose of policy implementation are almost non-existent. For this purpose, however, it is important to differentiate between the policies themselves and migration projects and programmes, as follows:

- A **policy** is “a principle or set of guidelines to guide decisions. Thus a national migration policy may set targets as regards the admission of migrants, or conditions for them to remain and work in the country; or to promote circular migration” (GFMD, 2010: 3).
- A **project** is “unique and is of definite duration. In the migration context, projects are often undertaken by national or international agencies and organizations – for example, to deliver a specific outcome for a specific group of migrants. An example might be a project to provide business set-

up training for a group of returnees from a specific country in order to [help them reintegrate” (GFMD, 2010: 2).

- A **programme** is “a portfolio of projects, intended to achieve an overall goal. In the migration context, for example, a programme on migrant integration might combine a set of projects concerning specific outcomes (education, housing, health) for a selected group of migrants (children, asylum seekers, [the] disabled)” (GFMD, 2010: 3).

The use of migration profiles as a policy evaluation tools is currently being tested in the Republic of Moldova, where the extended migration profile process is expected to also assess the effectiveness of the EU–Republic of Moldova Mobility Partnership.

### 4.3. Step 13: Improve existing evidence – a gradual approach

Challenges in setting up a regular mechanism for migration data collection and processing can be summarized as follows:

- Migration **data availability**: data are either not collected (for instance, on undocumented migrants) or are available to a limited number of users and not applied for decision-making or policy-development purposes.
- Migration **data quality** (timeliness, comprehensiveness, reliability, international comparability): data are available but are outdated, not disaggregated, not reliable or internationally incomparable and, thus, not applicable to decision-making or policy-development purposes.

#### Textbox 16: External factors contributing to migration data enhancement

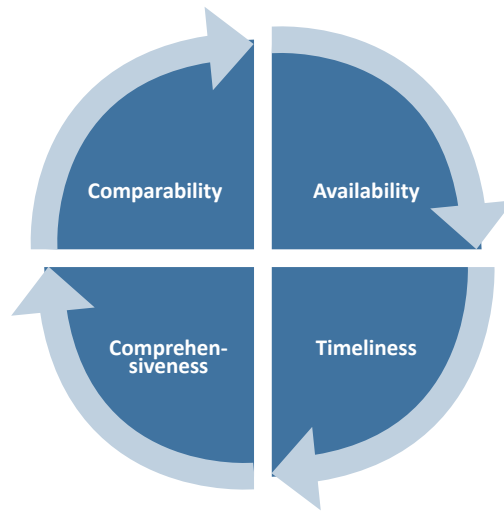
**EU integration** has become a strong push factor in the enhancement of statistical infrastructures, in general, and migration statistics, in particular.

**The United Nations Recommendations on Statistics of International Migration (United Nations, 1998)** propose a common reference tool for sharing and comparing data across the world, setting up minimum standards and common definitions (usual residence, period of migration, key sources of data, common list of countries, etc.).

**Maximizing the advantages of modern Internet technology and communication** have significantly advanced the collection, exchange and retrieval of data on migration processes in Australia, the United States and many European countries, which have created integrated databases linking existing registers (statistical and administrative) and, hence, are able to quickly extract data on various indicators requested by policymakers.

- Migration **analysis regularity**: snapshots of migration trend overviews are produced but on an ad hoc, rather than regular, basis.
- Migration **analysis comprehensiveness**: migration trends are monitored but only in terms of their patterns, not with the aim of assessing the impact that migration has on the receiving or sending society.





While working to improve each of the above-mentioned characteristics, one should remain realistic as to how fast and with what resources the desired results can be achieved.

As demonstrated by practices in various regions, enhancing the availability, quality and reliability of migration data and its analysis is a long-term process, often accompanied by frequent set-backs and failures (see textbox 16).

A lack of resources and conflicting priorities among the various stakeholders can delay or hinder attempts to improve the data for analytical purposes.

A more realistic approach would be to develop a long-term framework that would envisage a gradual improvement of the situation, addressing each of the constraining factors separately. This would ensure that a long-term vision for enhancing migration data is developed in the country.

A gradual improvement would mean that not all of the data characteristics – **availability, timeliness, comprehensiveness, reliability and comparability** – could be enhanced at the same time.

The process of improving migration data quality may involve the following steps:

- collecting and consolidating all the available information and data on migration and related processes in one location (improving data availability);

- ensuring that a regular collection process is set up so that new data are regularly and readily available (enhancing data timeliness);
- considering disaggregating data into additional variables not yet identified – for instance, breaking down visa-related data by sex, or border-crossing statistics by reason for entry/departure (improving data comprehensiveness);
- adapting the primary data collection processes to allow for the generation of statistics according to internationally agreed parameters (improving data comparability);<sup>16</sup>
- developing new types of data not yet collected or processed (such as breaking down statistics on issued residence permits by reason for permit issued).

#### 4.4. Step 14: Ensure sustainability of the MP

“Is there life after the migration profile?” This question was posed at an MP presentation event because, in the majority of migration profile cases, work on the MP stops when the final MP report has been issued.

As mentioned earlier, the development and launch of an MP report can, in itself, be an important achievement for many countries – especially in those where no credible migration analysis has been conducted, as yet.

However, given the growing importance of migration for all countries of the world, the work should not stop after the finalization and publication of the report. The structures, data collection approaches, definitions and identified policy directions must be maintained and updated over time.

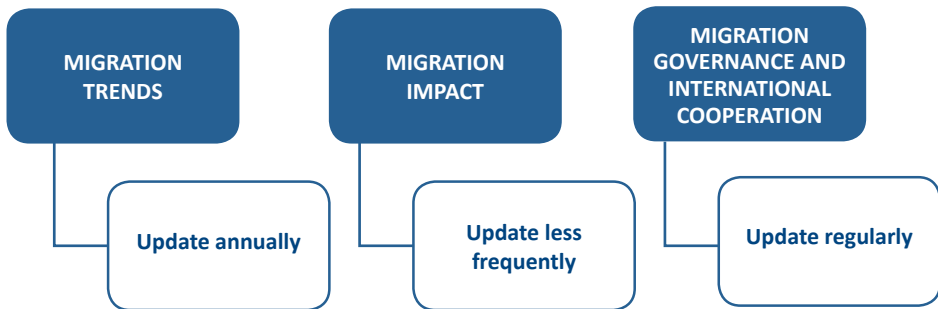
The goal of institutionalizing a migration profile should be established from the beginning of the MP process. Practical ways of achieving this in reality include the following:

- Identify the main stakeholder in the government whose mandate covers migration, migration impact analysis, and policy development. This can be a migration agency or a national statistics office.
- Develop the necessary framework (methodology and normative document) for that focal point to develop migration profiles at regular intervals.
- If no dedicated stakeholder exists within the State structures, an alternative solution could be to vest the task of the MP preparation in a non-State entity, such as a research or academic institution.

---

<sup>16</sup> Credit for suggesting a gradual approach to migration data enhancement should go to Thomas Mortensen, Danish Immigration Service.

The key advantage of the new MP template is that it provides a very flexible framework for selecting the modules and contents that the government may decide to take on board for regular report development. Based on experiences to date, it appears that producing regular updates of the migration trend part of the MP is the most realistic, especially if solid procedures for data collection and storage (such as in a designated database) have been established. Updating the migration impact section requires more time and resources. However, once it has been conducted in a thorough manner, the update of the migration section may take place at less regular intervals than that of the migration trend and other sections.





## 5. Conclusion: Migration profiles – not an end but a beginning

Although migration profiles have been used as tools for evidence-based policymaking on migration, with very positive results, a number of challenges still need to be addressed by both the governments embarking on an MP process for their country and the international community. There are 10 key challenges that require the attention of all stakeholders involved:

### Challenge 1: Promote a common understanding

There are many different types of migration profile, with no common understanding of what it really is. Many still view it primarily as a statistical report, and a clearer distinction needs to be made between a migration profile and an extended migration profile.

The key difference lies in the methodology, consultation and ownership. Extended migration profiles tend to cover a wider range of issues relevant to migration and development, such as labour market conditions, human development indicators, protection of migrants' rights, impact of migration, etc. Another distinctive feature of the extended profiles is the emphasis on establishing an ongoing consultative process. This means that the profile is prepared in full consultation with a wide range of actors and stakeholders, inside and outside of government. As for ownership, unlike the first-generation migration profile, which was prepared externally by research institutions, the extended migration profile is owned by governments, and it is they who define the priorities, objectives and scope, from the outset. The EC, GFMD and GMG could help promote a common understanding by more clearly defining the differences between the two kinds of profiles.

### Challenge 2: Facilitate more systematic sharing between countries of migration profile experiences

There has been insufficient sharing of experiences between countries, or among agencies to promote a common approach to migration profiles. To date, migration profiles have been developed in a somewhat ad hoc manner, depending on the availability of funding and the priorities of different donors. The creation of a common global database would help promote the sharing of information. Together with the GFMD and GMG, the EC could host a series of regional workshops on migration profiles to encourage countries to exchange and share their experiences.

### **Challenge 3: Extend geographical coverage of migration profiles to all countries worldwide**

Geographical coverage of migration profiles remains uneven. Many regions of the world, such as Eastern, Central and Southern Africa and most of Asia, have thus far prepared very few profiles. Most of the countries of origin of special relevance to the European Union (such as Albania, Turkey and countries in Northern Africa) have yet to prepare an extended migration profile.

### **Challenge 4: Extend scope of issues covered by migration profiles**

The migration profile template originally developed by the EU in 2005 could be revised and its scope extended to include a wider range of topics of potential interest to governments. Very few migration profiles have, for example, focused on the implications of internal migration or environmentally induced migration on national development. Many other topics could be included, depending on the interests and priorities of the country concerned. In addition, the GMG could prepare a common set of core international migration indicators for interested governments to apply.

### **Challenge 5: Improve the quality/analysis of the reports**

Originally conceived as statistical reports, many migration profiles were essentially descriptive documents, providing little analysis of the impact of migration on development and little assessment of policy approaches. The quality of the profiles could be improved by linking researchers in countries of origin and destination ('twinning') or by establishing peer review groups to assist in the elaboration of the profile from the very beginning.

### **Challenge 6: Address research gaps and improve data management through capacity-building**

Relying on existing research studies also made it difficult to produce strong analytical reports. It is not enough simply to pool together existing data; there is also a need to invest in gathering new data and conducting original policy-oriented research to better inform policymakers. In some countries, this can be a challenge, due to weak local research capacities. IOM suggests that the migration profiles be linked to efforts to boost migration research capacities and greater investment in new migration research. An extended migration profile exercise should include capacity-building measures for the collection of new data, the addition of migration-related questions to existing surveys, and the

updating of administrative data systems. Specially designed surveys and studies may also be required in order to address complex or fast-changing migration policy questions.

### **Challenge 7: Promote migration profiles as a tool for monitoring and evaluation**

The migration profiles were originally intended to facilitate the monitoring and evaluation of migration policies and programmes. However, to date, they have not served this purpose as few profiles have been updated. In the future, the profiles could potentially become a tool for promoting the monitoring and evaluation of the impact of migration policies and programmes on development, but this will require the gathering of new data and the development of new indicators. A first step would be to ensure that the MP process includes a listing and analysis of existing evaluations of migration programmes and projects – the type of information that is often dispersed between many different ministries and agencies.

### **Challenge 8: Enhance the use of the migration profile to promote the mainstreaming of migration into national development plans**

If MPs are regularly updated, using the same format, they could become an important tool for monitoring the impact of migration on development. This kind of information is essential if migration is to be mainstreamed into national development plans. Currently, the *GMG Handbook on Mainstreaming Migration into Development Plans* is being pilot-tested in four countries. Important lessons will be learned from this experience in terms of how MPs can better support mainstreaming exercises in the future. To support mainstreaming efforts, MPs will need to move beyond the pooling-together of existing data, to the collection and analysis of new data to inform policymaking.

### **Challenge 9: Strengthen government ownership of the process and use of migration profiles for strategic policy development**

It is important to link the preparation of a migration profile to a process of consultation with policymakers. From the outset, decision makers and programme managers should clearly define what kind of information should be included in a migration profile and why that information is relevant to policy development. MPs should be owned by governments, since they define the priorities, objectives and scope of the country profile, and international agencies can support the process by providing technical assistance. Governments should be encouraged to link the MP preparation to a particular unit or ministry, which

would be made responsible for promoting the use of MPs by policymakers and programme managers and for guaranteeing regular updates of the report.

### **Challenge 10: Encourage sustainability and updating of profiles**

The elaboration of an extended migration profile is a sustained process of activity that assesses the current and longer-term impact of migration on development. It is a dynamic tool that should be regarded as a process whereby governments can improve coherence between migration and development policies. In order to render these profiles efficient as a policy tool, they need to be updated regularly – for example, every second or third year. To date, donor funding for MPs has tended to be for only one or two years; donors should consider funding longer-term MP initiatives in order to promote sustainability and regular updating. Sustainability is more likely to occur where the profiles are linked to ongoing efforts to mainstream migration into development planning.



# Annexes

## Annex 1: Overview of migration profiles – from 2005 to May 2011

Organization	Years	Countries covered	Description	Pros	Cons	Links
CARIM, with financial support from the EC	2009–2011	10 countries: Algeria, Egypt, Jordan, Lebanon, Mali, Mauritania, Morocco, Niger, Senegal and Tunisia.	Concise – max. 10-page overviews on migration, demographic, economic, legal and socio-political frameworks.	Concise presentation, comprehensive description.	Lack of government ownership, no capacity-building impact; mainly for migrant-sending countries.	<a href="http://www.carim.org/index.php?callContent=502">http://www.carim.org/index.php?callContent=502</a> .
European Commission (EC)	2006–2011	> 80 countries: all African, Caribbean and Pacific countries, except Zimbabwe, and other developing countries where the EC supports aid programmes..  Potential EU candidate and EU candidate countries.	Annexes in country strategy papers (for the period 2008–2013), alongside other profiles, such as gender, environmental, governance profiles.  Extensive and country-owned reports with a focus on administrative data (border flows, irregular and return migration), as well as legislative framework and policies.	Concise presentation.  Government ownership; compatibility with EU acquis on migration statistics; regular updates.	Low capacity-building impact; mainly for migrant-sending countries; lack of government ownership.  No consideration of migration impact on development.	For ACP countries: <a href="http://ec.europa.eu/development/geographical/methodologies/strategypapers10_en.cfm">http://ec.europa.eu/development/geographical/methodologies/strategypapers10_en.cfm</a> . Other countries, e.g. San Salvador: <a href="http://eeas.europa.eu/el_salvador/csp/07_13_en.pdf">http://eeas.europa.eu/el_salvador/csp/07_13_en.pdf</a> .  For Bosnia and Herzegovina: <a href="http://www.msb.gov.ba/dokumenti/strateski/?id=6158">http://www.msb.gov.ba/dokumenti/strateski/?id=6158</a> .
HAMBURG INSTITUTE OF INTERNATIONAL ECONOMICS, with support from the German Federal Agency for Civic Education	2007–2010	20 countries: Australia, Brazil, Canada, France, Germany, Ireland, Israel, Lithuania, Mexico, Morocco, Netherlands, Poland, Romania, Russian Federation, Senegal, Spain, Sweden, Turkey, the United Kingdom and the United States.	Comprehensive, primarily descriptive overviews including historical and recent trends, policies, recommendations.	Comprehensive, for migrant-receiving and -sending countries.	Lack of government ownership; no capacity-building impact; complex presentation of main arguments.	<a href="http://focus-migration.hwwi.de/Country-Profiles.1349.0.html?L=1">http://focus-migration.hwwi.de/Country-Profiles.1349.0.html?L=1</a> .
ICMPD, with support from the EC and EU Member States	2009–2011	16 countries in Eastern Europe and Central Asia	Extensive country reports of 60–100 pages covering trends, policies and impact.	Comprehensive, with visual tools (graphs, tables)	Some government ownership, some capacity-building impact.	<a href="https://www.imap-migration.org">https://www.imap-migration.org</a> .

<p><b>IOM</b>, with support from the EU, other donors and own resources</p>	<p>2006–2011</p>	<p>32 countries: 17 in Black Sea Region and Western Balkans; 10 in West and Central Africa; 4 in South America; Sudan.</p>	<p>Initially concise statistical reports prepared by experts, then extended migration profiles, which are comprehensive, focusing on capacity-building, consultation and government ownership.</p>	<p>Concise presentation, comprehensive with government involvement; follow-up activities, some reports updated.</p>	<p>Little government support or sustainability in 'standard profiles'; not very visual or user-friendly.</p>	<p><a href="http://www.iom.ch/jahia/jahia/policy-research/migration-research/migration-profiles/cache/offonce/">http://www.iom.ch/jahia/jahia/policy-research/migration-research/migration-profiles/cache/offonce/</a>.</p>
<p><b>World Bank</b></p>		<p>Eastern Europe and Central Asia</p>	<p>Migration and remittance profiles.</p>	<p>Concise presentation.</p>	<p>No government ownership.</p>	<p><a href="http://web.worldbank.org/WBSITE/EXTERNAL/COUNTRIES/ECAEXT/0,,contentMDK:22471538~pagePK:146736~piPK:146830~theSitePK:258599,00.html">http://web.worldbank.org/WBSITE/EXTERNAL/COUNTRIES/ECAEXT/0,,contentMDK:22471538~pagePK:146736~piPK:146830~theSitePK:258599,00.html</a>.</p>
<p><b>UNDESA</b></p>	<p>1990, 2000</p>	<p>&gt; 200 countries</p>	<p>Statistical snapshots of international migration.</p>	<p>Key statistics on common indicators.</p>	<p>Few indicators with no analysis; outdated data, limited to general international migration.</p>	<p><a href="http://www.un.org/esa/population/publications/ittmig2002/locations/mainframecountries.htm">http://www.un.org/esa/population/publications/ittmig2002/locations/mainframecountries.htm</a>.</p>

## Annex 2: Sample promotion brochure for a migration profile process



IOM • OIM

This project is implemented by the International Organization for Migration (IOM)



The project is funded by the EUROPEAN UNION as part of its European Neighbourhood and Partnership Instrument (ENPI) programme

### IOM POLICY BRIEF USING A MIGRATION PROFILE AS A TOOL FOR STRATEGIC POLICY DEVELOPMENT

#### Summary concept:

A migration profile represents a framework for data collection and analysis in support of strategic policy planning at the national and regional levels. It brings together, in a structured way, existing information from different sources in order to identify and develop strategies for addressing data and policy development needs. In order to be an effective information tool for policymaking, the profile needs to be government-owned and updated regularly.

#### Overall objective:

To enhance government capacity to more effectively manage migration by preparing a migration profile (MP) to be used as a policy instrument to promote more comprehensive and proactive approaches.

#### Specific objectives:

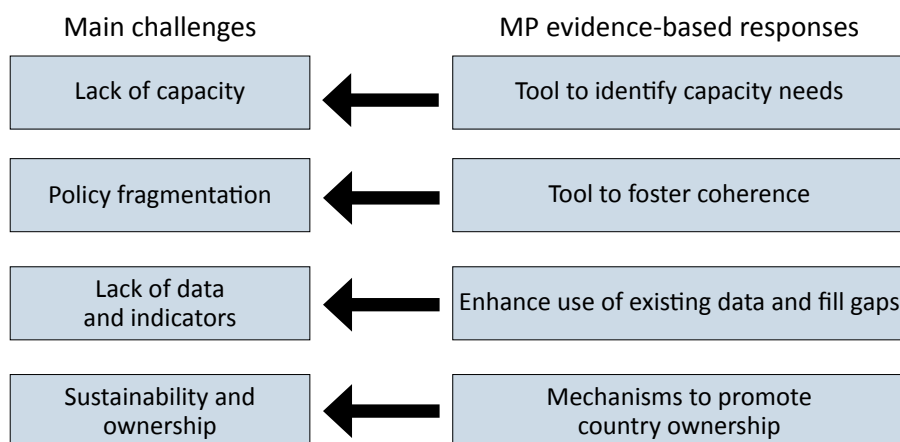
- to enhance government knowledge about migration and its relationship to development;
- to support government in establishing mechanisms for regular reporting on migration-related trends;
- to improve the use of migration information for policy development;
- to foster greater inter-ministerial coordination and collaboration with respect to data collection and policy development.

## Key functions:

- **Data collection tool** – identifying data gaps, enhancing data collection, analysis and sharing;
- **Capacity-building tool** – assisting government in taking ownership of the regular updating of the migration profile;
- **Policy tool** – promoting greater coherence and a more comprehensive approach to migration planning and policies;
- **Reference tool for supporting EU–Moldova Mobility Partnership** – monitoring and evaluating the impact of the implemented initiatives.

## Key challenges:

- restricted capacity of government institutions to utilize migration data for policy development;
- need to integrate migration into the wider development and economic context;
- limited policy coherence and inefficient coordination between ministries;
- problems with existing migration data, in terms of:
  - accuracy, reliability and validity;
  - coverage;
  - timeliness and frequency;
  - relevance and usefulness;
  - comparability;
  - access and transparency.
- sustainability and national ownership.



## Approach/Methodology

### 1. Enhancing the knowledge base:

- Improving information on migration by creating a comprehensive MP template;
- Identifying information and capacity-building needs and developing mechanisms to address these needs through:
  - assessment of existing information sources and policies;
  - targeted research on the identified data gaps: diaspora mapping, profiling of needs of children and elderly left behind, and other policy themes deemed important by members of a Technical Working Group (TWG) in order to deepen the government's understanding of available policy options in a particular area;
  - dialogue between data users and producers, via working group.
- Workshop on data collection, focusing on the following:
  - familiarizing representatives of the national statistics office and of the institutions responsible for updating the country report with short-term strategies for improving the collection of data on international migration;
  - formulating recommendations on the need to set up a national task force responsible for drafting a data-management strategy;
  - presenting and discussing a draft mapping study on migration questions in household surveys and a data manual to further support the development of a data-management strategy.

### 2. Strengthening capacity for policy development:

- Strengthening government capacity to utilize information for national policy development through:
  - the policy section of the migration profile, relating to actors and institutions involved in migration-related activities and policy frameworks in general;
  - targeted training at the national level.
- Organizing a policy workshop on mainstreaming migration into development planning to promote greater migration policy coherence and the mainstreaming of migration into development and labour policy plans.

### 3. Development of government mechanisms to support preparation of MP:

- Use of local expertise to prepare the MP report in order to strengthen local research capacity and links between research and policy communities;
- Creation of inter-ministerial TWG to:
  - comment on and endorse the MP template and draft;
  - support the research consultants in data collection;

- bring together not only different ministries but also data users/producers for the first time;
  - identify topics for targeted research;
  - provide input to the report at different stages of the drafting process;
  - follow up on National Strategic Policy Planning Workshop & Data Collection Workshop → comment and endorse draft national data management strategy.
- Composition of inter-ministerial TWG:
- Ministries of Finance, Economy, the Interior, Justice, Information Technology and Communication, Education and Health, in addition to the Ministry of Foreign Affairs and European Integration and the Ministry of Labour, Social Protection and Family;
  - public institutions, such as the NSO, the National Bank, Border Guards Service, National Employment Agency, and the Bureau for Interethnic Relations;
  - international agencies: ILO, IOM, UNDP, UNFPA, UNHCR, UNICEF, WB;
  - civil society, local academic and research institutes/think tanks.
4. Promoting country ownership of the MP
- Strategic Policy Planning Workshop
- presenting the draft MP report;
  - ownership:
    - i. official endorsement of the MP by government;
    - ii. transformation of TWG into a regular inter-ministerial working group – part of the government structure;
  - sustainability → identification of national institution responsible for MP's update; creation of a National Migration Observatory comprised of relevant institutions;
  - identification of key priorities in terms of data-collection and policy development;
  - building on the MP, the inter-ministerial working group will identify, design and promote policy options to manage migration for the benefit of national development, inclusive of the PRSP framework.
- Toolkit of self-teaching training modules:
- developing national training curricula and a toolkit of DIY training modules to strengthen government capacity to implement and regularly update the MP;
  - appropriate software and other tools for implementing the toolkit will be offered.

5. MP as a tool for supporting EU–Mobility Partnership:

- A set of benchmarks to be elaborated;
- Benchmarks to be applied in monitoring and evaluating the impact of the mobility partnership.

### **Migration profile template**

**MP template:** will include information on migration trends but also on the broader development and institutional context related to migration;

**Development and implementation:** to be coordinated by an inter-ministerial working group, and executed by the experts;

**Standardized common indicators and methods of data collection:** to be defined at national level in close collaboration with relevant national authorities to allow for better comparative analysis of migration trends and policies at the regional level;

**Indicators** envisioned to cover: immigration/emigration, types of migration (labour migration, irregular migration), remittances, assessment of migration policy, development, demography, economy, gender, labour market and human capital;

**Audit of existing information and data on the selected indicators:** to be conducted by a national research team, supported by an international research team, to identify data gaps and capacity-building needs;

**Migration profile to be completed:** by pilot-testing data-collection methodology/ template and conducting targeted studies on gaps identified in the audit.

### **Content/structure**

The MP report will be divided into the following sections:

- development and a historical overview of migration patterns;
- analysis of the socio-economic context of migration;
- analysis of the migration situation in the country;
- factors driving migration;
- effectiveness of migration policies in managing the migration phenomenon;
- evaluation of the consequences of migration and migration policy for development;
- preparation of special chapters based on the diaspora mapping exercise and on the profiling of the special needs of the children and the elderly left behind.

## Extended migration profile exercise

Carrying out an extended migration profile exercise, and ensuring sustainability of the mechanism to gather and analyse relevant migration data and information, involves the following steps:

1. Establishing a TWG to support the MP exercise;
2. Commissioning national and international consultants to collect data and draft the MP with the following structure:
  - overview of available data and analysis of issues of interest
  - substantial chapters on sectoral migration impacts
  - overview of institutional, legal/regulatory and policy frameworks of migration management
  - key findings, policy implications and recommendations
3. Running a workshop on data collection and database management;
4. Establishing a statistical advisory group;
5. Supporting the development of a national data management and dissemination strategy;
6. Running a policy workshop on mainstreaming migration into development planning;
7. Establishing a database to support the regular updating of the MP;
8. Running a strategic policy planning workshop to validate the MP;
9. Delegation of responsibility for updating of the MP to a national institution;
10. Strengthening the capacity of the institution responsible for implementation and regular updating of the MP.

The views expressed in this project document do not necessarily reflect the views of the European Commission. For more information, contact: International Organization for Migration, Mission to Moldova str. Ciuflea, 36/1, Chişinău MD 2012, Republic of Moldova. Tel. +37322/23 29 40; 23 29 41; 23 47 01. Fax. +37322/23 28 62. E-mail: [iomchisinau@iom.int](mailto:iomchisinau@iom.int)



## References

Bilsborrow, R.E. et al.

1997 *International Migration Statistics: Guidelines for improving data collection systems*. International Labour Organization (ILO), Geneva.

Center for Global Development (CFGD)

2009 *Migrants Count: Five Steps Toward Better Migration Data*. Report of the Commission on International Migration Data for Development Research and Policy. Center for Global Development (CFGD), Washington, DC. Available at: [http://www.cgdev.org/files/1422146\\_file\\_CGD\\_migration\\_FINAL\\_web.pdf](http://www.cgdev.org/files/1422146_file_CGD_migration_FINAL_web.pdf).

Chappell, L. et al.

2010 *Development on the Move: Measuring and Optimising Migration's Economic and Social Impacts*. Executive Summary. Global Development Network, Washington, DC. Available at: [http://www.ippr.org/images/media/files/publication/2011/05/DOTM%20final%20report%20summary\\_1774.pdf](http://www.ippr.org/images/media/files/publication/2011/05/DOTM%20final%20report%20summary_1774.pdf).

Commission of the European Communities

2005 *Migration and Development: Some concrete orientations*. COM (2005) 390 final; 1.9.2005. Commission of the European Communities, Brussels. Available at: <http://eur-lex.europa.eu/LexUriServ/LexUriServ.do?uri=COM:2005:0390:FIN:EN:PDF>.

2009 *Tracking method for monitoring the implementation of the European Pact on Immigration and Asylum. Communication from the Commission to the Council and the European Parliament*. Commission of the European Communities, Brussels, 10.6.2009, COM(2009) 266 final. Available at: <http://eur-lex.europa.eu/LexUriServ/LexUriServ.do?uri=COM:2009:0266:FIN:EN:PDF>.

Council of the European Union

2008a *Council Conclusions on extending and enhancing the Global Approach to Migration*. 2873rd Justice and Home Affairs Council Meeting, Luxembourg, 5 and 6 June 2008. Council of the European Union, Brussels. Available at: [http://www.europa-eu-un.org/articles/en/article\\_7930\\_en.htm](http://www.europa-eu-un.org/articles/en/article_7930_en.htm).

- 2008b *Council Conclusions on the evaluation of the Global Approach to Migration and on the partnership with countries of origin and transit.* 2914th General Affairs meeting. Council of the European Union, Brussels, 8 December 2008. Available at: [http://www.consilium.europa.eu/ueDocs/cms\\_Data/docs/pressData/en/gena/104565.pdf](http://www.consilium.europa.eu/ueDocs/cms_Data/docs/pressData/en/gena/104565.pdf).

Danish Immigration Service/Ministry of Refugee, Immigration and Integration Affairs

- 2010a *Statistical Overview: Migration and Asylum 2009.* Ministry of Refugee, Immigration and Integration Affairs/Danish Immigration Service, Copenhagen. Available at: <http://www.nyidanmark.dk/NR/rdonlyres/BB2D6CAE-E0E0-4210-BA14-EB5822253DDE/0/StatisticalOverview2009.pdf>.
- 2010b *Statistical Overview of Integration: Population, education and employment.* Special chapter on children and youngsters. Ministry of Refugee, Immigration and Integration Affairs, Copenhagen. Available at: [http://www.nyidanmark.dk/NR/rdonlyres/373D7D82-3F91-4873-A3F0-1731A37DD18D/0/statistical\\_overview\\_of\\_integration\\_2010.pdf](http://www.nyidanmark.dk/NR/rdonlyres/373D7D82-3F91-4873-A3F0-1731A37DD18D/0/statistical_overview_of_integration_2010.pdf).

Davies, P.

- 2004 Is evidence-based government possible? Jerry Lee Lecture presented at the 4th Annual Campbell Collaboration Colloquium, Washington D.C. Available at: [http://www.odi.org.uk/rapid/events/impact\\_insight/docs/jerry\\_lee\\_lecture\\_12.02.04.pdf](http://www.odi.org.uk/rapid/events/impact_insight/docs/jerry_lee_lecture_12.02.04.pdf).

European Commission (EC)

- 2010 *Communicating Research for Evidence-Based Policymaking: A Practical Guide for Researchers in Socio-Economic Sciences and Humanities.* Directorate-General for Research, Socio-economic Sciences and Humanities, European Commission, Brussels. Available at: [http://ec.europa.eu/research/social-sciences/policy-publications\\_en.html](http://ec.europa.eu/research/social-sciences/policy-publications_en.html).

Evidence to Policy Initiative (E2PI)

- 2011 *Global Health Policymaking in Germany. Country Profile.* Available at: <http://globalhealthsciences.ucsf.edu/sites/default/files/content/ghg/e2pi-policymaking-in-germany.pdf>.

#### Global Forum on Migration and Development (GFMD)

- 2009 *Session 1.1. Mainstreaming migration in development planning – Key actors, key strategies, key actions.* Background Paper. Roundtable 1: How to make the migration–development nexus work for the achievement of the Millennium Development Goals (MDGs). Athens, 4–5 November 2009. See: <http://www.gfmd.org/en/documents-library/docs-development-planning.html>.
- 2010 *RT Session 3.1: Assessing the impact of migration on economic and social development, and addressing its cause-effect relationship.* Background Paper. Roundtable 3 – Policy and Institutional Coherence to Address the Relationship between Migration and Development, Mexico. See: <http://www.gfmd.org/en/documents-library/mexico-2010.html>.
- 2011 *Third Meeting of the GFMD Ad-Hoc Working Group on Policy Coherence, Data and Research. Summary Report.* Geneva, 26 January 2011. Accessible at <http://www.gfmd.org/en/adhoc-wg/policy-coherence-data-research.html>.

#### Global Migration Group (GMG)

- 2010 *Mainstreaming Migration into Development Planning: A Handbook for Policy-makers and Practitioners.* International Organization for Migration (IOM), Geneva. See: [http://publications.iom.int/bookstore/index.php?main\\_page=product\\_info&products\\_id=661](http://publications.iom.int/bookstore/index.php?main_page=product_info&products_id=661).

#### Indian Ministry of Environment and Forests/Central Pollution Control Board

- 2007 *National Chemical Management Profile for India.* Ministry of Environment and Forests/Central Pollution Control Board, with assistance from the United Nations Institute for Training and Research (UNITAR), Geneva, and under the auspices of Canada–India Environmental Institutional Strengthening Project, Canada. Available at: [http://cpcb.nic.in/upload/NewItems/NewItem\\_112\\_nationalchemicalmgmtprofileforindia.pdf](http://cpcb.nic.in/upload/NewItems/NewItem_112_nationalchemicalmgmtprofileforindia.pdf).

#### International Organization for Migration (IOM)

- 2007 *Sharing Data: Where to Start. An Emerging Approach to Migration Data Management.* Technical Cooperation Centre for Europe and Central Asia, International Organization for Migration (IOM), Vienna. Available at: <http://publications.iom.int/bookstore/free/Sharing-Data.pdf>.

- 2010 *Functionality Assessment of the Planning Research and Statistics (PRS) Unit of the Nigeria Immigration Service*. Abuja, November 2010. Unpublished.

International Organization for Migration (IOM)/Eurasylum

- 2008 *Assessing the Costs and Impacts of Migration Policy: An International Comparison*. (S. Ardittis and F. Laczko, eds). International Organization for Migration (IOM), Geneva/Eurasylum Ltd, Cheshire. Available at: [http://www.iom.int/jahia/webdav/site/myjahiasite/shared/shared/mainsite/published\\_docs/books/Assessing\\_the\\_Cost\\_lores.pdf](http://www.iom.int/jahia/webdav/site/myjahiasite/shared/shared/mainsite/published_docs/books/Assessing_the_Cost_lores.pdf).

McCairns, G.

- 2010 Predictive analytics. A visa-led approach to strengthening Australia's borders. PowerPoint presentation at the Threat and Responses Conference, 22 September 2010. Australian Government, Canberra. Available at: <http://www.safeguardingaustraliasummit.org.au/uploader/resources/Gavin%20McCairns.pdf>.

Madisonville Policy Department (MDP)

- 2003 *Revised Racial Profiling Policy*. Madisonville Policy Department, Madisonville, TX. Available at: <http://madisonvillepd.net/RacialProfilingPolicy.PDF>.

Migration Observatory at the University of Oxford

- 2011 *Top Ten Problems in the Evidence Base for Public Debate and Policy-Making on Immigration in the UK*. Migration Observatory at the University of Oxford, Oxford. Accessible at: <http://migrationobservatory.ox.ac.uk/top-ten/overview>.

Migration Yorkshire

- 2011 *Yorkshire Local Migration Profiles*. Migration Yorkshire, Leeds. Available at: <http://www.migrationyorkshire.org.uk/?page=faqlocalmigrationprofile>.

Ministry of Security of Bosnia and Herzegovina

- 2010 *Bosnia and Herzegovina Migration Profile for the Year 2009*. Immigration Sector, Ministry of Security, Sarajevo. Available at: <http://www.mhrr.gov.ba/iseljenistvo/Publikacije/MigrationProfile2010ENGLISHFINAL.pdf>.

Norwegian Directorate of Immigration (UDI)

2011 *Annual Report 2010: Facts and Figures*. Norwegian Directorate of Immigration (UDI), Oslo. Available at: <http://www.udi.no/Norwegian-Directorate-of-Immigration/Annual-Report-2010/>.

Puentes, R. et al.

2010 *Towards an Assessment of Migration, Development and Human Rights Links: Conceptual Framework and New Strategic Indicators*. Peoples' Global Action on Migration, Development, and Human Rights, IV Global Forum. International Network on Migration and Development, Available at: <http://www.un.org/esa/population/meetings/ninthcoord2011/assessmentofmigration.pdf>.

Sutcliffe, S. and J. Court

2005 *Evidence-Based Policymaking: What Is it? How does it work? What relevance for developing countries?* Overseas Development Institute (ODI), London. November 2005. Accessible at <http://www.odi.org.uk/resources/download/2804.pdf>.

UK Government

1999 *Modernising Government*. Her Majesty's Stationery Office (HMSO), London. Available at: <https://www.wbginvestmentclimate.org/uploads/modgov.pdf>.

2009 *Migration Statistics 2008: Annual Report*. Office for National Statistics. Office for National Statistics (ONS)/Home Office/Department for Work and Pensions, UK Government London.

2010 *Control of Immigration: Statistics United Kingdom 2009*. Home Office, UK Government, London. Available at: <http://www.homeoffice.gov.uk/publications/science-research-statistics/research-statistics/immigration-asylum-research/hosb1510/>.

2011 Consultation on changes to immigration-related Home Office statistical outputs. Home Office Statistics, UK Government. Available at: <http://www.homeoffice.gov.uk/publications/science-research-statistics/research-statistics/immigration-asylum-research/immigration-consultation-2011?view=Binary>.

United Nations Department of Economic and Social Affairs (UNDESA)

1998 *Recommendations on Statistics of International Migration*. Statistics Division, United Nations Department of Economic and Social Affairs (UNDESA), New York. Available at: [http://unstats.un.org/unsd/publication/SeriesM/SeriesM\\_58rev1e.pdf](http://unstats.un.org/unsd/publication/SeriesM/SeriesM_58rev1e.pdf).

- 2004a *Freshwater Country Profile: Ghana*. Division for Sustainable Development, UNDESA, New York. Available at: <http://www.un.org/esa/agenda21/natinfo/countr/ghana/waterghana04f.pdf>.
- 2004b *United Nations Demographic Yearbook review: National reporting of international migration data*. Implications for international recommendations. Statistics Division, Demographic and Social Statistics Branch, UNDESA, New York. Available at: <http://unstats.un.org/unsd/demographic/products/dyb/techreport/migration.pdf>.
- 2011 Materials from the Ninth Coordination Meeting on International Migration. UNDESA, New York, 17–18 February 2011. Available at: <http://www.un.org/esa/population/meetings/ninthcoord2011/ninthcoord2011.htm>.

#### United Nations Development Programme (UNDP)

- 2009 *Overcoming barriers: Human Mobility and Development*. UNDP, New York. Available at: <http://hdr.undp.org/en/reports/global/hdr2009/>.
- 2010 *Mobility and Migration: A Guidance Note for Human Development Report Teams*. UNDP, New York. Available at [http://www.migration4development.org/sites/m4d.emakina-eu.net/files/migration\\_gn.pdf](http://www.migration4development.org/sites/m4d.emakina-eu.net/files/migration_gn.pdf).
- 2011 Country Profiles and International Human Development Indicators. UNDP, New York. Accessible at <http://hdr.undp.org/en/data/profiles/>.

#### United Nations Economic Commission for Europe (UNECE)/United Nations Population Fund (UNFPA)

- 2011 *Statistics on International Migration: A Practical Guide for Countries of Eastern Europe and Central Asia*. United Nations Economic Commission for Europe (UNECE)/United Nations Population Fund (UNFPA), Geneva.

#### United Nations Institute for Training and Research (UNITAR)

- 2011 National Profile Homepage. United Nations Institute for Training and Research (UNITAR), Geneva. Available at: <http://www2.unitar.org/cwm/nphomepage/>.

#### US Department of Homeland Security

- 2010 *Yearbook of Immigration Statistics: 2009*. US Department of Homeland Security, Office of Immigration Statistics, Washington, DC. Available at: [http://www.dhs.gov/xlibrary/assets/statistics/yearbook/2009/ois\\_yb\\_2009.pdf](http://www.dhs.gov/xlibrary/assets/statistics/yearbook/2009/ois_yb_2009.pdf).

2011 *Profiles on Legal Permanent Residents*. US Department of Homeland Security, Washington, DC. Available at: <http://www.dhs.gov/files/statistics/data/dslpr.shtm>.

World Bank

*Poverty Reduction and Equity: Tools for Evidence-Based Policy Making*. The World Bank, Washington, DC. Available at: <http://web.worldbank.org/WBSITE/EXTERNAL/TOPICS/EXTPOVERTY/0,,contentMDK:22588768~pagePK:148956~piPK:216618~theSitePK:336992,00.html>.





# MIGRATION PROFILES: Making the Most of the Process

---

## Part 2 Framework for Developing a Template



International Organization for Migration (IOM)



***MIGRATION PROFILES** are country-owned tools, prepared in consultation with a broad range of government and non-government stakeholders, which can be used to enhance policy coherence, evidence-based policymaking and the mainstreaming of migration into development planning.*

By consolidating existing information on **the country's migration situation**, Migration Profiles:

- Offer an authoritative description of key **migratory trends** (general mobility, immigration, emigration, irregular and internal migration) and **migrants' characteristics**;
- Provide a framework for an analysis of the **impact of migration on development**;
- Explain existing **migration policies and governance frameworks** within national and regional contexts;
- Contribute to the development of targeted **policy recommendations and actions** on how to:
  - promote more effective and humane management of migration;
  - ensure policy coherence across various sectors;
  - help maximize the positive impact of migration on development and minimize associated risks and negative effects.

The proposed **template**, together with the accompanying **Practical Guide**, was prepared by IOM to support government and other stakeholders' efforts in developing, or updating already existing, Migration Profiles. The template presented here has taken into consideration comments made by the Global Migration Group, on an earlier template.

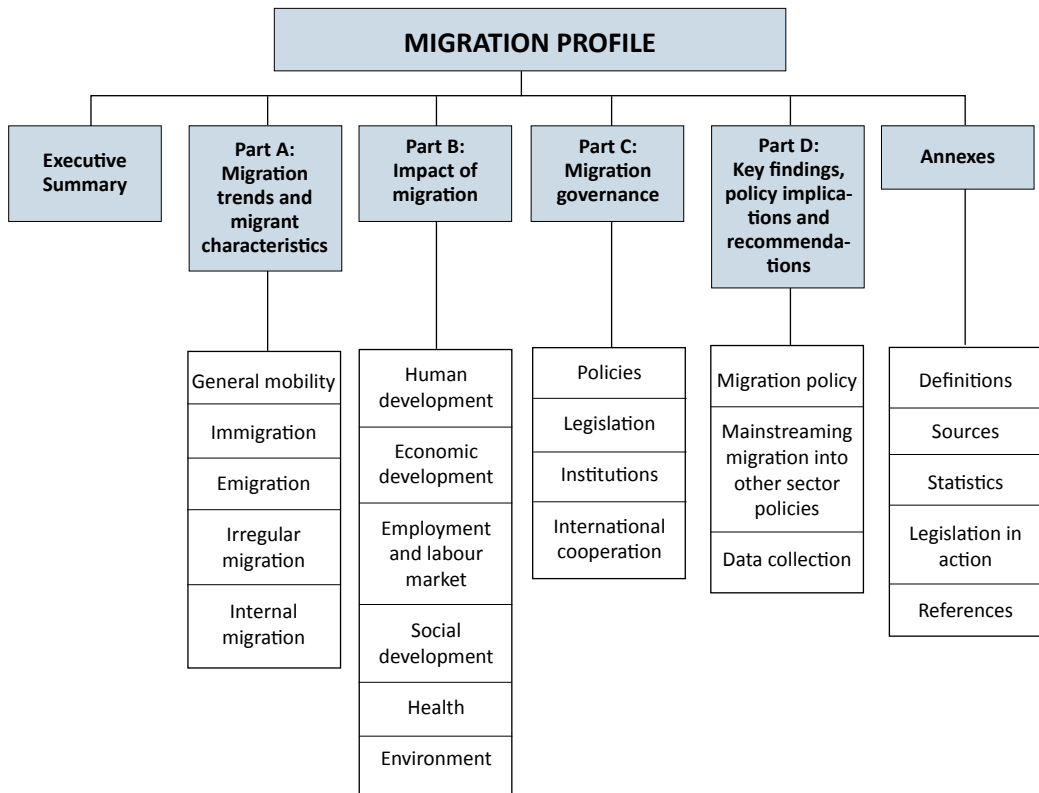
The template is intended to be used as a flexible tool. It provides a framework for gathering information which may be included in Migration Profiles. Although the selection of themes to be included in a Migration Profile may vary, it is important to ensure that the data presented adhere to internationally accepted statistical definitions and practices. The template outlined below aims to contribute to the cross-country comparability of migration patterns by suggesting common indicators and possible data sources which could provide information for these indicators. It also recapitulates key internationally accepted definitions related to migration and their analysis, which can be used to interpret the collected information and other evidence.

Countries preparing Migration Profiles will have different policy priorities, types of prevailing migratory trends (in-migration versus out-migration) and levels of advancement in their migration management structures. **Therefore, the template should be used only as a suggested framework, a sort of a "menu of options", rather than as a rigid structure to be followed by all.**

While the template is technical in nature and targets specialists who will be carrying out data interpretation and analysis, the more action-oriented Practical Guide provides a step-by-step description of the Migration Profile preparation process, suggesting ways to capitalize on the best practices of the already developed Migration Profiles. The Practical Guide identifies the main challenges and possible solutions and outlines how the Migration Profile preparation

process can be used to strengthen governments' capacities to generate better information on migration and its impact and apply this information within the policymaking and implementation cycle.

[The following pages present a possible framework for developing a template discussing each part in detail. It should be noted that the text given in square brackets and highlighted in blue are instructions for the template users.]



# Migration in (country name) A COUNTRY PROFILE 20XX

## Migration au/en (nom du pays) PROFIL NATIONAL 20XX

### Perfil Migratorio de (nombre del país) 20XX

[Please insert map of your region  
and highlight the country in the  
colour assigned to that region.]



International Organization for Migration (IOM)

[Please insert the logo of the country and or ministries/government authorities involved.]

## [DISCLAIMER]

The opinions expressed in this publication are those of the authors and do not necessarily reflect the views of the International Organization for Migration (IOM). The designations employed and the presentation of material throughout this working draft do not imply the expression of any opinion whatsoever on the part of IOM concerning the legal status of any country, territory, city or area, or of its authorities, or concerning its frontiers or boundaries. Omissions and errors remain responsibility of the authors.

IOM is committed to the principle that humane and orderly migration benefits migrants and society. As an intergovernmental organization, IOM acts with its partners in the international community to: assist in meeting the operational challenges of migration; advance understanding of migration issues; encourage social and economic development through migration; and uphold the human dignity and well-being of migrants.

Publisher: International Organization for Migration (IOM)  
17 route des Morillons CH-1211  
Geneva 19, Switzerland  
Tel: +41 22 717 9111  
Fax: +41 22 798 6150  
E-mail: [hq@iom.int](mailto:hq@iom.int)  
Internet: <http://www.iom.int>

---

© 20XX International Organization for Migration (IOM)

---

All rights reserved. No part of this publication may be reproduced, stored in a retrieval system, or transmitted in any form or by any means, electronic, mechanical, photocopying, recording, or otherwise without the prior written permission of the publisher.

84\_10 [This number is necessary and assigned only if PUB does the layout.]

[Please insert the flag of the country and/or the logos of key ministries/  
government authorities involved. Logos of donors should be included below.]

# Migration in Country

---

A COUNTRY PROFILE 20XX



---

International Organization for Migration (IOM)







# Table of contents

Inter-ministerial technical working group (TWG).....	97
List of tables and figures .....	99
Abbreviations and acronyms.....	101
Foreword.....	103
Country map and key statistics .....	105
Executive summary.....	107
<b>Part A: Migration trends and migrant characteristics.....</b>	<b>109</b>
A.1. Key driving factors of migration and general cross-border mobility .....	110
A.2. Immigration.....	113
A.2.1. Foreign and foreign-born population and immigration .....	113
A.2.2. Immigration for employment .....	115
A.2.3. Immigration for study purposes .....	116
A.2.4. Involuntary immigration .....	117
A.3. Emigration .....	118
A.3.1 Citizens residing abroad and emigration .....	119
A.3.2. Emigration for employment .....	120
A.3.3. Emigration for study purposes .....	121
A.3.4. Involuntary emigration .....	121
A.4. Irregular migration .....	122
A.5. Return migration .....	123
A.6. Internal migration .....	124
<b>Part B: Impact of migration .....</b>	<b>127</b>
B.1. Migration and human development .....	128
B.2. Migration and economic development .....	129
B.3. Migration, employment and the labour market.....	132
B.4. Migration and social development.....	135
B.5. Migration and health.....	138
B.6. Migration and the environment .....	141
<b>Part C: Migration governance.....</b>	<b>143</b>
C.1. Policy framework.....	143
C.2. Laws and regulations (national, regional and international levels).....	143
C.3. Institutional framework.....	144
C.4. International cooperation .....	144

<b>Part D: Key findings, policy implications and recommendations .....</b>	<b>147</b>
D.1. Main findings on current trends, migration policies and the impact of migration .....	147
D.2. Recommendations regarding the migration governance framework.....	147
D.3. Recommendations regarding mainstreaming migration into development policies .....	147
D.4. Recommendations concerning improvements to migration statistics and the overall evidence base .....	147
 <b>Annexes.....</b>	 <b>149</b>
Annex I: International glossary.....	149
Annex II: National glossary .....	155
Annex III: National data sources.....	155
Annex IV: Key international instruments.....	156
 <b>References.....</b>	 <b>157</b>

## **Inter-ministerial technical working group (TWG)**

[Please insert the logos and denomination of all ministries/government authorities part of the TWG.]



# List of tables and figures



## Abbreviations and acronyms

[Use acronyms sparingly within the text. A recurring acronym should be written in full when it occurs for the first time in a text, with the appropriate acronym in parentheses, for instance, the World Health Organization (WHO). Thereafter, it is sufficient to use the acronym only, unless the distance between the first and the next occurrence of the term is too long, for example, if they appear in a different section or chapter. In this case, it would be appropriate to write out the term again in full, with the acronym given again in parentheses if the term is recurring. Whichever method is the most appropriate, be consistent throughout.

The following should also be noted:

- Acronyms are not used in document titles or headings;
- “United Nations” should not be abbreviated in English;
- Acronyms are normally used without the definite article: the members of UNESCO, the programmes of WHO (some exceptions: the ILO, the ICRC);
- Acronyms are not required if the term appears only once;
- Some organizations are better known by their acronym, rather than their full name, in which case there is no need to write them out in full the first time (e.g. NATO, UNAIDS, UNICEF).

For lengthy publications, a list of acronyms at the start of the text, just after the table of contents, should be used. Given that acronyms should be kept to a minimum (to enhance the readability of the text), the list of acronyms should not exceed two pages.

This will differ for each Migration Profile, depending on the abbreviations and acronyms used; the list given below relates to those used in this template.]

EU	European Union
Eurostat	Statistical Office of the European Communities
FDI	Foreign direct investment
GDP	Gross domestic product
IASC	Inter-Agency Standing Committee
IDPs	Internally displaced persons
IFAD	International Fund for Agricultural Development
ILO	International Labour Organization
IMF	International Monetary Fund

IDMC/NRC	International Displacement Monitoring Centre of the Norwegian Refugee Council
IOM	International Organization for Migration
LABORSTA	ILO Labour Statistics Database
MDG	Millennium Development Goal
NGO	Non-governmental organization
OECD	Organisation for Economic Co-operation and Development
PPP	Purchasing power parity
UNDESA	United Nations Department of Economic and Social Affairs
UNDP	United Nations Development Programme
UNECE	United Nations Economic Commission for Europe
UNESCO	United Nations Educational, Scientific and Cultural Organization
UNHCR	United Nations High Commissioner for Refugees (Office of)
UNICEF	United Nations Children’s Fund
UNODC	United Nations Office on Drugs and Crime
USD	United States dollars
WASH	Water, sanitation and hygiene



# Foreword

[To be inserted once the Migration Profile has been finalized.]



# Country map and key statistics

[Country map to be inserted]

[Particular care must be taken to ensure that the selected map image corresponds to the internationally recognized borders, especially for countries where border disputes exist. The map should represent administrative divisions into regions or other sub-units, especially for Migration Profiles that describe processes and impacts at the subnational and local levels. ]

There are several data-collection processes at the global level, whereby national governments provide information in a pre-designed template to international organizations. Sources of possible core indicators include the following data collection initiatives:

**The United Nations Department of Economic and Social Affairs (UNDESA)** (via its Statistics Division) collects data on population, migration and migration policies and develops global forecasts and estimations.

**The World Bank and the International Monetary Fund (IMF)** collect economic and financial data which contain information on the country's development and balance of payment, including remittances.

**The International Labour Organization (ILO)** collects information on international migrant workers on a biannual basis.

Key statistics proposed in this template have been coordinated among the member organizations of the Global Migration Group, which reached an agreement to support the Migration Profile preparation process by making accessible the internationally available data to national teams working on the Migration Profiles. Please download data from the above-mentioned organizations' online databases or contact them directly with data requests. If more recent national data on the key statistics indicators exist in the country, but are not yet available internationally, please use national data and clearly specify their sources.

In addition to these global efforts, key migration data are also collected at regional levels. Well-known examples include, inter alia, the Organisation for Economic Co-operation and Development (OECD) migration databases and statistics produced by Eurostat in the area of migration and international protection.

[COUNTRY] – Key statistics					
<b>Geography:</b>					
Total area, in sq km <sup>1</sup>					
	2006	2007	2008	2009	2010
<b>Human and social development:</b>					
Life expectancy at birth, years, annual averages					
Adult literacy rate, percentage aged 15 and above					
Combined gross enrolment ratio in education, per cent					
GDP per capita, PPP in thousands of USD <sup>2</sup>					
Human Development Index, HDI <sup>3</sup>					
Remittances and other financial flows:					

Remittance inflows, millions, USD					
Remittance outflows, millions, USD					
Remittance net flows, millions, USD					
Foreign direct investment, millions, USD					
Official development assistance, millions, USD					
Remittances inflows, percentage of GDP					
Remittances, percentage of total financial flows					

<b>Population:</b>	<b>2000</b>	<b>2005</b>	<b>2010</b>	<b>2050</b>
<b>Total, thousands<sup>4,5</sup></b>				
<b>Female, thousands</b>				
<b>Male, thousands</b>				
<b>Urban, thousands</b>				
<b>Urban, percentage of total population</b>				
<b>Rural, thousands</b>				
<b>Foreign, thousands</b>				
<b>Foreign-born, thousands</b>				
<b>International migration:</b>				
<b>Net international migration<sup>6</sup> rate, per 1,000 population<sup>7</sup></b>				
<b>International migrant stock, thousands<sup>8</sup></b>				

Sources: [clear reference should be given to the source from which each variable estimate was taken].

#### Notes

- [As reported nationally, or specify international source.]
- [If there is a lack of national estimates, IMF estimates from the World Economic Outlook Database may be taken from [www.imf.org/external/pubs/ft/weo/2010/02/weodata/index.aspx](http://www.imf.org/external/pubs/ft/weo/2010/02/weodata/index.aspx).]
- [Latest value as reported by the United Nations Development Programme (UNDP) available from <http://hdr.undp.org/en/statistics/hdi/>.]
- [Most recent estimation of the total number of (usually) resident population on the basis of a national source (such as a State register, another administrative source or the latest population census). In the absence of a national source, UNDESA estimates (available from <http://esa.un.org/wup2009/unup/index.asp?panel=1>) could be provided.]
- [Most recent national estimate or as reported in the UNDESA World Population Prospects Database, medium variant, available from <http://esa.un.org/unpd/wpp/index.htm>.]
- Henceforth, “migration” refers to “international migration” unless the word “internal” is placed before the word “migration” or “migrant”.
- [Most recent as reported by the national source. Alternatively, it can be taken from <http://data.un.org/Data.aspx?d=PopDiv&f=variableID%3A85>.]
- [Most recent national estimate or as reported in the UNDESA World Population Prospects Database, available from <http://esa.un.org/unpd/wpp/index.htm>.]

## Executive summary

[The executive summary should be a maximum of 5 pages. Its key objective is to inform policymakers and decision makers of the main findings of the report and proposed recommendations. It should also present a snapshot of the country's overall situation in terms of international and internal migration, so that users who do not have time to read the full report can nevertheless access the main information.

This section should be as concise as possible, ideally using bullet points to draw the reader's attention to the key migration and related trends identified, providing credible argumentation as to how the situation could develop in the short- to mid-term future and listing factors (national, regional and international) that will affect future migratory trends. The following points could be included:

- The countries that serve primarily as origin, destination or transit countries for migrants;
- Key driving forces framing migration in the past and present and potentially in the future;
- Key categories of human mobility and how they are evolving in time;
- The impact of migration on the receiving/sending society and its evolution through time, and key challenges in maximizing the positive impacts and minimizing associated risks and threats;
- Key policies of relevance to migration announced by the government and envisaged targets;
- Migration governance framework and legislation;
- International cooperation and a brief evaluation thereof;
- Key recommendations and suggestions for the future – in both the national and regional contexts – on migration policies, migration mainstreaming and data enhancement.]



## Part A: Migration trends and migrant characteristics

[Part A on migration trends and migrant characteristics, together with Part B on the impact of migration, is the key section of the Migration Profile. While Part B looks at the relationship between migration and the country's social and economic development, Part A primarily aims to present key figures and trends, as well as migrant characteristics, without assessing how each of the trends and processes affects the origin or destination country.

There is no universally agreed upon definition of “migration” (IOM, 2010). According to the United Nations, a migrant is any person who changes his or her country of usual residence. Thus, international migration includes movements of many kinds, such as people leaving their country of origin for economic reasons, as refugees, or to join their families abroad.

Depending on the specific context, the sequence of migrant and migration categories described will vary, with the prime focus being on the most relevant ones (as judged by scope, changing dynamics and percentage of population affected). While ideally covering all categories of both forced and voluntary population movements, the section may omit the description of some categories if they appear irrelevant or less important.

This part should start with a **brief overview** of the main data sources used and their limitations in terms of availability and quality, and indicate **critical differences** between the national definitions and internationally accepted ones (see Annex I). More detailed information on data sources and national definitions should be presented in Annexes II and III.

Clear reference should be given to the data source for each quoted number, as well as whether these are **stock or flow data**. Trends and patterns should be presented **in a visually and user-friendly format**, ideally in the form of **graphs, charts and figures**. Good practices for data presentation and interpretation can be found in UNECE (2009a, 2009b). Time series data in table format are to be provided in Annex IV.

Age disaggregation should be into groups of 5 years (0–4, 5–9, etc.), unless only other disaggregation exists.

Only top 10 countries (for country of citizenship, country of birth, country of residence, etc.) should be reported on, with the remaining countries grouped into the category of “others”.

The reference period is the last three decades (for data available every 10 years, such as census data) and last 10 years (for annual data). If unavailable, provide data that exist in the country for more than one period in time, aiming to present enough data to enable time series analysis and trend identification.

Estimations based on expert opinions should be used only where no credible numerical data from either national or international sources exist. Similar data obtained from national sources should be given preference to information obtained from international sources.]

When using different data sources, such as administrative data or statistical data, particular attention should be paid to the limitations of each type of data source, for example:

- **A census** provides a most comprehensive overview of information on the population (including foreigners, foreign-born population), but is conducted every 10 years and is more suitable to describe population stocks, rather than flows.
- **Surveys** – either conducted regularly by the national statistical office (household budget survey, labour force survey, living standard survey, etc.) or with the support of international stakeholders – are an extremely important source of migration data. Incorporating migration questions into existing nationally representative surveys is a potentially cost-effective way of collecting data quickly without having to design a special migrant survey. However, if the number of migrants is small or concentrated in a certain region, a nationally representative survey may not be able to identify a large enough sample of migrants for meaningful analysis.
- **Population (or civil) registers** are very useful in describing the stock of foreign population and its variance over time, but are not developed in the majority of countries.
- **Administrative registers** (work permits, residence permits) may be used as an approximation for several migrant categories (e.g. labour migrants, long-term migrants), provided they capture data on the reason for (or category) and duration of the permit. However, they describe the number of cases, rather than persons, meaning that the same person might apply for the same type of permit several times during the reference period. Not all permit systems would be able to exclude double counting.
- **Border-crossing databases:** If correctly processed, and provided the reason for border crossing is recorded, border statistics might be used as an approximation of various categories of migration. However, border-crossing databases record the number of events (border crossings), rather than the number of individuals, so caution should be exerted while calculating migration statistics on the basis of border statistics.
- **Visa statistics** record information on foreigners who are given permission to enter the country for a particular reason. However, these data may not equal the actual number of entries, nor are they a good approximation of movements in countries with a large number of visa-free movements.

## A.1. Key driving factors of migration and general cross-border mobility

[Maximum 1 to 2 pages.]

[This section should list the main driving factors (push and pull) governing migratory movements towards, within and out of the country. Consider the



description of the political environment (overall stability and security, electoral cycle, terrorism, criminality, military conflicts), the general economic situation (level of development, employment – labour shortages or surpluses) and the regional context (integration and cultural ties). Consult IOM (2010) or Puentes et al. (2010) for a more comprehensive overview of possible determinants of migration.

For the countries developing Migration Profiles for the first time, this section can include a brief historical perspective on past migratory trends. The main focus, however, should be on the key patterns of the present, such as international migration versus internal movements, voluntary versus forced migration, permanent versus temporary migration, key directions for outflows and key origin countries for inflows, the irregular character of migratory movements, and transit migration.

This section should attempt to describe overall human mobility patterns towards, within and out of the country. The following questions should be answered: What is the country’s overall policy on migration? Is the country trying to attract migrants? What is the policy on family reunification? How mobile is the country’s own population, and do inflows prevail over outflows? What are the key reasons for foreigners arriving in the country (if the reason for entry/ departure is recorded at the border)? Are migratory flows primarily voluntary in nature or forced by some external or internal factors (political instability and military conflicts, environmental degradation, etc.)? What is the geography of human mobility typical of the country (countries from which foreigners arrive and to which nationals depart)? Is it possible to say that the flows primarily take place within a particular region, or are they equally distributed across various countries? On the basis of the data, is it possible to single out key “migration corridors”? Reference should be made, wherever possible, to the push and pull factors described earlier (e.g. freedom of movement within a region, visa-free regimes, economic ties with particular countries/regions, tourism, etc.).

While interpreting border statistics, it should be remembered that they tend to represent events rather than persons, thus potentially leading to over-representation of the actual flows. At the same time, border statistics may be incomplete, if the border management system is not yet installed at all border-crossing points, meaning that all cases of border crossing might not be recorded. The completeness and quality of data, both in relation to visa and border-crossing statistics, should be discussed at length, with an indication of possible gaps and potential misinterpretations.]

Indicator/ Table	Characteristics	Reference period	Possible sources
MODULE A.1. General cross-border mobility: Core indicators			
1.1. Issued visas (flows)	Citizenship Type of visa/purpose	Annual during reference period (e.g. 2005–2010)	<u>National</u> : Ministries of foreign affairs and consular representations abroad (paper records or specialized databases)
1.2. Entries (flows)	Citizenship Purpose of entry For nationals –previous country of stay or residence	Annual during reference period (e.g. 2005–2010)	<u>National</u> : Border-crossing data (border management systems) Migration cards Surveys at border-crossing points Statistical agencies (reporting on the data obtained from border guard agencies)
1.3. Exits (flows)	Citizenship Purpose of departure For nationals –future country of stay or residence	Annual during reference period (e.g. 2005–2010)	Same as 1.2.

[If more comprehensive data on issued visas, border records or other types of data collected at borders are available, additional disaggregation into further subcategories could be:

- For 1.1–1.3 – by age (group) and sex
- For 1.2. – by country of arrival, intended duration of stay, age (group) and sex
- For 1.3. – by destination country, intended duration of absence, age (group) and sex.

Non-core indicators developed on the basis of visa and border statistics could be:

- transit migration
- tourists (or “same-day visitors”).

*Note: Estimating these two types of migration on the basis of border or visa statistics alone would be challenging and might require comparative analysis between various sources of data, or additional qualitative analysis in the form of, for instance, expert or focus group interviews.]*

## A.2. Immigration

[For the purpose of preparing the Migration Profile, **immigration will concern only foreigners**, as the immigration of nationals will be described as “return” migration. Note that countries might have different definitions of non-nationals and usually also include the notion of “statelessness” into the definition of a non-national or a foreigner.

This section presents key data that exists in the country and internationally to characterize immigrant stocks and flows by their type, taking into account the reasons for immigration and indicating immigrants’ place and country of origin (citizenship, country of birth, country of previous (usual) residence). Other characteristics of immigrants – such as age, sex, occupation, educational level – will be analysed in more detail in Part B on the impact of migration.]

### A.2.1. Foreign and foreign-born population and immigration

[Countries may classify their resident population either on the basis of *citizenship or country of birth*. If disaggregation on the basis of both criteria is used, then both types of data should be presented and analysed. Caution should be applied when analysing data based on the country of birth in regions with recent political and border transformations, as a result of which the international migrant stock might include persons who had moved internally within the country when it was still a single State that was later divided into several sovereign States.

“Immigration” is understood here as *change of residence*. If singled out within the country, ideally the change of “usual” residence should be taken into consideration. If there are no data on usual residence, “legal residence” (or “de jure residence”) data should be taken as a proxy. An explanation should be provided regarding which type of residence is reported on.

“Long-term” is understood as *lasting for a period of at least 12 months*, and “short-term” for a period of *between 3 and 12 months*. Clear indication should be given of the type of data source used to calculate immigration in the country, whether the data-collection system lends itself to establishing the *duration of immigration*, and *whether actual or intended duration* is recorded (e.g. as announced by the migrant or calculated on the basis of the time passed between registering in and deregistering from the system).]

Indicator/Table	Characteristics	Reference period	Possible sources
MODULE A.2.1. Foreign and foreign-born population and immigration: Core indicators			
2.1.1. Foreign resident population, total and as percentage of total population ( <i>stocks</i> )	Citizenship Sex	At 1990, 2000 and 2010 (adjust to reflect actual census dates)	<u>National</u> : Census Population register Surveys (household, labour force, ad hoc surveys) <u>International</u> : UNDESA
2.1.2. Foreign-born resident population, total and as percentage of total population ( <i>stocks</i> )	Country of birth Sex	Same as 2.1.1.	Same as 2.1.1.
2.1.3. Naturalization ( <i>flow</i> )	Country of previous nationality	Annual during reference period (e.g. 2005–2010)	<u>National</u> : Administrative databases (e.g. reports of presidential administrations; other competent authorities)
2.1.4. Long-term immigrants ( <i>stocks</i> )	Citizenship (or country of birth) Sex	At 1990, 2000, 2010 (or at census dates)	<u>National</u> : Census, surveys Population register Residence permits (for foreigners) Registration of residence <u>International</u> : UNDESA
2.1.5. Long-term immigrants ( <i>flows</i> )	Same as 2.1.4.	Annual during reference period (e.g. 2005–2010)	Same as 2.1.4.
MODULE A.2.1. Foreign and foreign-born population and immigration: Non-core indicators			
2.1.6. Short-term immigrants ( <i>flows</i> )	Same as 2.1.4.	Annual during reference period (e.g. 2005–2010)	Same as 2.1.4.
2.1.7. Estimates of irregularly residing foreigners ( <i>stocks</i> )	Citizenship Sex	At 1990, 2000 and 2010 (or whenever estimates were generated)	<u>National</u> : Ad hoc surveys, quantitative methodologies (following regularizations, tax records, medical records, remittance data) Origin countries' data: Surveys
2.1.8. Estimates of double nationality	Citizenship Sex	Whenever available	<u>National</u> : Estimation methodologies

[If more comprehensive data on the foreign and foreign-born population are available, additional disaggregation into further subcategories could be:

- For 2.1.1. – by age (group), labour status, occupation, level of education

- For 2.1.2. – by age (group), country of parents’ birth, labour status, occupation, level of education

For immigration indicators – by reason for migration, country of previous residence, country of parents’ birth, labour status, occupation, level of education.]

## A.2.2. Immigration for employment

[This module presents stock and flow data on *migration processes* (or *mobility*) which take place with the purpose of employment, or labour migration. If more than one source exists to report on the numbers and characteristics of migrant workers (for instance, data on the employed foreign population could be obtained from statistical surveys, but also from employers’ records), several tables and supporting charts could be included. In this case, a clear explanation of each data source’s strengths and weaknesses should be provided (e.g. surveys may be nationally representative but not representative of the foreign population, or employers may not report all cases of employed foreigners). If possible, estimations should be provided as to how accurately the data source records the population group under analysis.]

Indicator/Table	Characteristics	Reference period	Possible sources
MODULE A.2.2. Immigration for employment: Core indicators			
2.2.1. Employed foreign population, absolute numbers and as percentage of total employed population ( <i>stocks</i> )	Citizenship Sex Economic sector Occupation	At 1990, 2000 and 2010 (or at census dates)	<b>National:</b> Census or surveys, including labour force surveys, employment service records, employers’ reports <b>International:</b> ILO (LABORSTA)
2.2.2. Issued work permits ( <i>flows</i> )	Citizenship Sex Permit type Permit duration	Annually during reference period (e.g. 2005–2010)	<b>National:</b> Administrative records <b>International:</b> Eurostat (for reporting EU Member States and candidate countries)
2.2.3. Valid work permits ( <i>stocks</i> )	Citizenship Sex Permit type Permit duration	At 1990, 2000 and 2010	<b>National:</b> Administrative records <b>International:</b> Eurostat (for reporting EU Member States and candidate countries)
2.2.4. Foreign workers employed during a reference period ( <i>flows</i> )	Citizenship Economic sector Occupation	Annually during reference period (e.g. 2005–2010)	<b>National:</b> Employers records Administrative registers <b>International:</b> ILO (LABORSTA)

MODULE A.2.2. Immigration for employment: Non-core indicators			
2.2.5. Estimated number of employed foreigners with irregular status ( <i>stocks</i> )	Country of origin Sex Occupation Region Duration of stay	Whenever estimates are made	<u>National</u> : Ad hoc surveys, quantitative methodologies (following regularizations, tax records, medical records, remittance data) <u>Origin countries' data</u> : Surveys
2.2.6. Estimated number of seasonal foreign workers ( <i>stocks or flows</i> )	Citizenship Sex Occupation Region Duration of stay	Whenever estimates are made	Same as 2.2.5.
2.2.7. Estimated number of foreign border workers ( <i>stocks or flows</i> )	Citizenship Sex Occupation Economic sector Region	Whenever estimates are made	Same as 2.2.5.

[If more comprehensive data on foreign employment are available, additional disaggregation could include by region, age (group), labour status, occupation, level of education.]

For work permit data, an explanation should be given as to the categories of migrants who are exempt from the obligation to apply for a work permit.]

### A.2.3. Immigration for study purposes

[This module aims to provide a description of foreign student migration, to identify *main countries of origin*, the *types of educational institutions* accepting foreign students and other migrant characteristics.]

Indicator/Table	Characteristics	Reference period	Possible sources
MODULE A.2.3. Immigration for study purposes: Core indicators			
2.3.1. Foreigners arrived for the purpose of study ( <i>flows</i> )	Citizenship Type of institution (high, vocational schools, professional) Sex	Annually during reference period (e.g. 2005–2010)	<u>National</u> : Border statistics, visas and issued residence permits (if capturing purpose of entry “for study”) Administrative records of ministries of science, statistical offices <u>International</u> : OECD, UNICEF
2.3.2. Foreigners studying in educational institutions ( <i>stocks</i> )	Citizenship Type of institution Sex	At 1990, 2000 and 2010, or annual during last five years (if exist)	Same as in 2.3.1.

MODULE A.2.3. Immigration for study purposes: Non-core indicators			
2.3.3. Foreigners finished studies/ graduated from educational institutions ( <i>flows</i> )	Same as 2.3.1.	Same as 2.3.1.	Same as 2.3.1.
2.3.4. Foreign trainees ( <i>flows</i> )	Citizenship Sex	Annually during reference period (e.g. 2005–2010)	<u>National</u> : Border statistics, visas and issued residence permits (if capturing purpose of entry “for study”) Administrative records of ministries of science, statistical offices

[Additional disaggregation of data, if available, could be types of educational programmes, specializations.]

#### A.2.4. Involuntary immigration

[This module aims to present stocks and flows of forced migrants who arrive in the country or already reside on its territory. Involuntary – or “forced” – migration may take place for several reasons, including political conflicts and persecutions, but also due to rapid or gradual environmental degradation.]

Indicator/Table	Characteristics	Reference period	Possible sources
MODULE A.2.4. Involuntary immigration: Core indicators			
2.4.1. New asylum applications launched ( <i>flows</i> ) See asylum-seeker	Country of origin Sex	Annual during reference period (e.g. 2005–2010)	<u>National</u> : State authority granting protection status <u>International</u> : UNHCR
2.4.2. Pending asylum applications ( <i>stocks</i> )	Country of origin Sex	Annual during reference period (e.g. 2005–2010)	Same as 2.4.1.
2.4.3. Refugee status determination ( <i>flows</i> )	Country of origin Decision (refused, positive) Sex	Annual during reference period (e.g. 2005–2010)	Same as 2.4.1.
2.4.4. Resident forced migrants granted protection status ( <i>stocks</i> )	Type of protection (refugees, IDPs, other) Citizenship Sex	At 1990, 2000 and 2010	Same as 2.4.1.

2.4.5. International migrants resettled for environment-related reasons ( <i>stocks</i> )	Reason (rapid deterioration of environment and disasters, gradual deterioration) Citizenship or country of origin Sex	At 1990, 2000 and 2010	<u>National:</u> State authority issuing residence permits, estimates and surveys
2.4.6. International migrants resettled for environment-related reasons ( <i>flows</i> )	Reason (rapid deterioration of environment and disasters, gradual deterioration) Citizenship or country of origin Sex	Annual during reference period (e.g. 2005–2010)	<u>National:</u> State authority issuing residence permits, estimates and surveys

[Additional disaggregation of data, if available, could be age (groups).]

### A.3. Emigration

[For the purpose of preparing a Migration Profile, the **emigration of citizens will be considered**.

This section aims to present key data on emigrant stocks and outflows existing in the country and internationally. Data on emigration, due to the very character of this migration type, is more difficult to collect than immigration data. In the majority of cases, *estimation techniques and data from destination countries* have to be used to produce estimates of stocks of nationals residing abroad. Therefore, particular attention should be paid to *describing the methods* used to attain the data presented and to indicating their potential flaws and errors.

“Emigration” is understood here as *change of residence*. If singled out within the country, ideally the change of “usual” residence should be taken into consideration. If there are no data on usual residence, “legal residence” (or “de jure residence”) data should be taken as a proxy. An explanation should be provided regarding which type of residence is reported on.

“Long-term” is understood as *lasting for a period of at least 12 months*, and “short-term” or “temporary” as lasting between 3 and 12 months. An explanation should be given of how emigration is recorded in the country and whether the data-collection system lends itself to establishing the *duration of emigration* (actual or intended).]



### A.3.1 Citizens residing abroad and emigration

Indicator/Table	Characteristics	Reference period	Possible sources
MODULE A.3.1. Citizens residing abroad and emigration: Core indicators			
3.1.1. Citizens residing abroad ( <i>stocks</i> )	Country of residence Sex Duration of residence abroad Reason for emigration	At 1990, 2000 and 2010 (to be adjusted in accordance with actual census dates) or whenever data are available	<u>National:</u> Census, population register, surveys (household, labour force, ad hoc) Ministry of foreign affairs databases (registration with consular authorities) <u>International:</u> UNDESA <u>Destination countries' data:</u> Census, population registers Residence permits Registration at residence
3.1.2. Citizens' long-term emigration ( <i>flows</i> )	Country of new residence Reason for migration	Annual during reference period (e.g. 2005–2010) or during latest inter-census period	Same as 3.1.1. and border-crossing data (border management systems, migration cards or surveys at the border)
MODULE A.3.1. Citizens residing abroad and emigration: Non-core indicators			
3.1.3. Temporary absent population ( <i>stocks</i> )	Country of current residence, Reason for migration	At 1990, 2000, 2010 (or at census dates)	<u>National:</u> Census, surveys
3.1.4. Former citizens residing abroad ( <i>stocks</i> )	Current citizenship Country of residence Sex	Annual during reference period (e.g. 2005–2010)	<u>Destination countries' data:</u> Acquisition of citizenship (accumulated over reference period) – competent authorities, such as migration agencies, ministries of interior
3.1.5. Citizenship renunciation ( <i>flow</i> )	Current citizenship Country of residence Sex	Same as 3.1.4.	<u>National:</u> Ministry of foreign affairs or other agency databases (including presidential administrations) <u>Destination countries' data:</u> Acquisition of citizenship (accumulated over reference period) – competent authorities, such as migration agencies, ministries of interior
3.1.6. Estimates of citizens residing abroad in an irregular status ( <i>stocks</i> )	Citizenship Sex	At 1990, 2000 and 2010 (or whenever estimates are generated)	<u>National:</u> Ad hoc surveys, quantitative methodologies (following regularizations, tax records, medical records, remittance data) <u>Destination countries' data:</u> Surveys, estimation methods (through regularization data)

[Additional disaggregation of data, if available, could be age (group), duration of absence, country of birth, country of parents' birth.]

### A.3.2. Emigration for employment

Indicator/Table	Characteristics	Reference period	Possible sources
MODULE A.3.2. Emigration for employment: Core indicators			
3.2.1. Citizens employed abroad ( <i>stocks</i> )	Destination countries Sex Occupation Duration of employment abroad	At 1990, 2000 and 2010 (or at dates available)	<u>National:</u> Census or surveys Border statistics, migration cards (if purpose of departure is recorded) Reports of licensed agencies Estimation methods <u>International:</u> Eurostat, OECD Destination countries' data: Residence permits (for remunerated activities), work permits, labour force surveys, employment services records
3.2.2. Citizens departing for employment abroad ( <i>flows</i> )	Destination countries Sex	Annual during reference period (e.g. 2005–2010)	<u>National:</u> Border statistics (if purpose of departure is recorded) Migration cards (if purpose of departure is recorded) Reports of licensed agencies <u>International:</u> ILO (LABORSTA)
MODULE A.3.2. Emigration for employment: Non-core indicators			
3.2.3. Estimates of circular migration ( <i>stocks or flows – indicate</i> )	Destination countries Average duration of stay abroad Sex	Whenever estimates are made	<u>National:</u> Census or surveys, migration cards (if purpose of departure is recorded) Reports of licensed agencies Estimation methods
3.2.4. Estimates of seasonal migration abroad ( <i>stocks or flows – indicate</i> )	Destination countries Average duration of stay abroad Sex Sectors of employment	Whenever estimates are made	<u>National:</u> Census or surveys, migration cards (if purpose of departure is recorded) Reports of licensed agencies Estimation methods

[If more comprehensive data on citizens' employment are available, additional disaggregation could be by age (group), (intended) duration of absence (less than 12 months, longer than 12 months), labour status, occupation, level of education.]

### A.3.3. Emigration for study purposes

[National sources on student emigration will most probably record only those cases which take place with the support of the State (e.g. within specialized national educational programmes, or bilateral agreements on student exchanges). Therefore, destination country data should be looked at to produce a more complete picture.]

Indicator/Table	Characteristics	Reference period	Possible sources
MODULE A.3.3. Emigration for study purposes: Core indicators			
3.3.1. Citizens studying abroad ( <i>stocks</i> )	Country of study Sex Educational institution type	At 1990, 2000 and 2010 (or whenever available)	<u>National</u> : Administrative records of ministries of science, statistical offices <u>International</u> : OECD, UNICEF
3.3.2. Citizens departing to study abroad ( <i>flows</i> )	Country of study Sex Educational institution type	Annual during reference period (e.g. 2005–2010)	Same as 3.3.1.

### A.3.4. Involuntary emigration

[Involuntary emigration, especially for political reasons, is a very sensitive topic. The decision on whether to report on this migration category or not, and, if yes, in which format and way, should be taken in close coordination with the government. Data for these indicators can be obtained from destination country data sources or the UNHCR Statistical Online Population Database.]

Indicator/Table	Characteristics	Reference period	Possible sources
MODULE A.3.4. Involuntary emigration: Non-core indicators			
3.4.1. Asylum applications launched by citizens abroad ( <i>flows</i> )	Destination country Sex	Annual during reference period (e.g. 2005–2010)	<u>Destination countries' data</u> : Competent State authority <u>International</u> : UNHCR
3.4.2. Pending asylum applications launched by citizens abroad ( <i>stocks</i> )	Destination country Sex	At 1990, 2000, 2010	Same as 3.4.1.
3.4.3. Refugee status determination for citizens seeking international protection abroad ( <i>flows</i> )	Destination country Type of decision (refused, positive) Type of protection	Annual during reference period (e.g. 2005–2010)	Same as 3.4.1.

3.4.4. Citizens granted international protection status abroad ( <i>stocks</i> )	Type of protection Status (refugee, IDP, other) Destination country	At 1990, 2000 and 2010	Same as 3.4.1.
3.4.5. Estimates of citizens who emigrated for environment-related reasons ( <i>stocks</i> )	Reason (rapid or gradual environmental deterioration)	Whenever estimates are made	<u>National:</u> Surveys and estimates <u>Destination countries' data:</u> Surveys and estimates

[Further data disaggregation could be by age (group), sex.]

## A.4. Irregular migration

[This section presents statistics on breaches in legislation, as well as on measures taken by the State to enforce immigration and other relevant legislation. These statistics could be taken as a proxy to illustrate trends and patterns of irregular migration occurring within, towards and out of the country. It should be remembered, however, that enforcement-related data do not represent the full picture of irregular migration and may only highlight key tendencies. Furthermore, in addition to revealing trends and patterns, the statistics are dependent on the State's effectiveness in combating irregular migration. Changes in data patterns, therefore, do not necessarily signal changes in migratory trends, but may be a sign of changes in the effectiveness of law enforcement measures.]

Indicator/Table	Characteristics	Reference period	Possible sources
MODULE A.4. Irregular migration: Core indicators			
4.1. Foreigners refused entry at external borders ( <i>flows</i> )	Citizenship Reason for migration	Annual during reference period (e.g. 2005–2010)	<u>National:</u> Competent State authority <u>International:</u> Eurostat
4.2. Foreigners found to be illegally present in the country ( <i>flows</i> )	Citizenship Sex	Same as 4.1.	Same as 4.1.
4.3. Foreigners ordered to leave the country ( <i>flows</i> )	Citizenship	Same as 4.1.	Same as 4.1.
4.4. Foreigners returned following an order to leave the country ( <i>flows</i> )	Citizenship Country of return (for readmitted third-country nationals)	Same as 4.1.	Same as 4.1.
4.5. Foreigners who have committed administrative violations ( <i>flows</i> )	Citizenship Type of violation	Same as 4.1.	<u>National:</u> Competent State authority Ministry of justice

MODULE A.4. Irregular migration: Non-core indicators			
4.6. Foreigners who received regular resident status during regularization campaigns ( <i>flows</i> )	Citizenship Type of status obtained Sex	At the time of regularization campaigns	<b>National:</b> Competent State authority
4.7. Foreigners who committed crimes ( <i>flows</i> )	Citizenship Type of crime	Annual during reference period (e.g. 2005–2010)	<b>National:</b> Competent State authority Ministry of justice <b>International:</b> UNODC
4.8. Persons convicted of trafficking in human beings ( <i>flows</i> )	Citizenship Sex	Annual during reference period (e.g. 2005–2010)	<b>National:</b> Competent State authority Ministry of justice <b>International:</b> UNODC, IOM Counter-Trafficking Module database
4.9. Victims of trafficking	Citizenship Type of support received Sex Age	Annual during reference period (e.g. 2005–2010)	<b>National:</b> Competent State authority Ministry of justice, specialized NGOs <b>International:</b> IOM Counter-Trafficking Module database
4.10. Persons convicted of smuggling of migrants ( <i>flows</i> )	Citizenship Sex	Annual during reference period (e.g. 2005–2010)	<b>National:</b> Competent State authority Ministry of justice <b>International:</b> UNODC
4.11. Indications of irregular migration routes	Direction (towards, through and out of the country) Means of transport Entry points	Whenever estimates are made	<b>National:</b> Ad hoc surveys, expert opinions

[Further data disaggregation could be by age (group), sex, type of border.]

## A.5. Return migration

[Return migration is a difficult phenomenon to capture and may take various forms. As the term would imply, return migration can mean movement back to the place where the person used to reside in the past, which may or may not be the country of the migrant’s citizenship. This process may take place voluntarily or involuntarily, and return might occur for the purpose of re-establishing residence for a short-term period (i.e. internationally accepted as lasting between 3 and 12 months) or for a long-term period (longer than 12 months – see UNDESA definition of returning migrants). Very few sources exist to capture the phenomenon of return migration. Therefore, the below indicators are only examples.]

Indicator/Table	Characteristics	Reference period	Possible sources
MODULE A.5. Return migration: Core indicators			
5.1. Citizens returning voluntarily back to the country ( <i>flows</i> )	Previous country of residence (stay) Duration of stay abroad Sex Type of return (independent or assisted)	Annual during reference period (e.g. 2005–2010)	<u>National</u> : Competent State authority <u>International</u> : IOM statistics on assisted returns <u>Destination countries' data</u> : Competent authorities
5.2. Citizens returning involuntarily back to the country, including within readmission agreements ( <i>flows</i> )	Similar to 5.1.	Annual during reference period (e.g. 2005–2010)	<u>National</u> : Competent State authority <u>Destination countries' data</u> : Competent authorities, Eurostat
5.3. Citizens returned back to the country after having resided abroad ( <i>stocks</i> )	Similar to 5.1.	Period when the survey was conducted	<u>National</u> : Surveys

## A.6. Internal migration

[Internal migration is rarely discussed in the context of international migration, as it requires a different approach in terms of its conceptualization and analysis. Nevertheless, given its scale – UNDP estimated that there were more than 740 million internal migrants worldwide in 2010 – and its importance for development – given increasing rates of urbanization – it is included here as a separate module.

There is very little international guidance on how to count and estimate internal migrants. Here, the same criterion – change of (*usual*) *residence* – is used as a proxy for internal migration estimations. At the same time, place of work is used to distinguish another type of internal migrant – persons who do not change their place of residence but work in another geographic location. Furthermore, for the analysis of internal migration, it is important to identify the *reason for migration*. Some internal migrants move mainly for economic reasons, while others are forced to move for environmental or other reasons.]

Indicator/Table	Characteristics	Reference period	Possible sources
MODULE A.6. Internal migration: Core indicators			
6.1. Persons who changed their residence within the country ( <i>flows</i> )	Reason for migration Sex Age	Annual, 2005–2010	<u>National</u> : Census Population register Deregistration of residence procedure National surveys
6.2. Persons who work in a location different from their residence ( <i>stocks</i> )	Sex Age Occupation Sector of economy	At 1990, 2000, 2010	<u>National</u> : Census, surveys (labour force survey)
6.3. Persons who changed their residence within the country from rural to urban areas ( <i>flows</i> )	Reason for migration Sex Age	Annual, 2005–2010	<u>National</u> : Census Population register Deregistration of residence procedure National surveys
6.4. Urbanization rate ( <i>percentage</i> )	Most affected regions	Same as 6.3.	Same as 6.3.
6.5. Citizens who changed their residence within the country involuntarily – IDPs ( <i>flows</i> )	Sex Age Region (from/to which relocated)	Same as 6.3.	<u>National</u> : Competent authorities Registration databases International: UNHCR, IDMC/NRC
6.6. Citizens who changed their residence within the country involuntarily – IDPs ( <i>stocks</i> )	Sex Age Region (from/to which relocated)	At end of year	Same as 6.5.
MODULE A.6. Internal migration: Non-core indicators			
6.7. Persons who have changed their residence for environment-related reasons ( <i>flows</i> )	Citizenship Region (urban/rural)	Annual during reference period (e.g. 2005–2010)	<u>National</u> : Competent Surveys Census
6.8. Persons who planned resettlement for environment-related reasons	Citizenship Region (urban/rural)	At 1990, 2000, 2010	<u>National</u> Competent State authority Surveys

[Further data disaggregation could be by age (group), sex, occupation, economic sector, education level.]





## Part B: Impact of migration

[Unlike Part A, which aims to present key facts on migration flows – such as total size, key directions, reasons for migration, main migrant group characteristics – Part B offers **a more complex analysis of the link between migration and various aspects of the socio-economic development of the receiving/sending country, its population and environment.**

The impact of migration on development is difficult to measure for many reasons, including the fact that there is no internationally agreed definition of “development”. One definition of development is “a process of improving the overall quality of life of a group of people, and in particular expanding the range of opportunities open to them” (IOM, 2010). This definition is wider than some traditional ways of conceptualizing development which are primarily concerned with economic growth and GDP.

Migration can have a range of different social, cultural, political and economic effects, which may be difficult to capture statistically. Migration involves the transfer of know-how and skills, the transfer of financial assets, including remittances, and the transfer of people from one location to another. For a more detailed discussion on the effects of migration on development, see IOM (2010).

The below subsections could be rearranged in an order that is most relevant to the specific national context. The description of some aspects may be omitted, if they appear to be of less relevance. The analysis of this section may rely on secondary sources (such as research carried out by local or international experts). Nevertheless, information and facts quoted should be given objectively, with clear references to the source.

While conceptualizing the impact of migration, a clear distinction should be made between its two key types: the impact of migration on society, the economy and development as a whole – or “macro-level impact”, and the impact on the individual migrant and his or her household and family – or “micro-level impact”. Some identify the “meso-level impact”, which refers to the impact of migration on local communities.

The impact of migration at the macro level can be analysed on the basis of migration trend data, the share of migrants in various population groups and the interlinkage of migration with key socio-economic indicators.

While conducting an analysis of the impact of migration, it is also very important to separate the direct and indirect – or “spill-over” – impact of migration.

Impact analysis could also consider whether the impact is *time-limited* (or short-term, such as remittances fully spent on consumables) or *long-term and sustainable* (remittances invested). Indicators for impact assessment could be quantitative, but also qualitative and judgmental.

To date, internationally agreed indicators and approaches for analysing the impact of migration do not exist. The specific suggestions below on each area of impact are largely drawn from the conclusions of IOM (2010) and Chappell and Sriskandarajah (2007).]

## B.1. Migration and human development

### Possible sources of data:

*National:* Population census; household surveys.

*International:* UNDESA, UNDP.

Dimension	Issue	Possible indicators	Likely relationship
<b>Population composition</b>	Population size (growth, reduction)	Total population size (evolution, projections, natural growth and vital statistics – birth, death) Share of foreigners, foreign-born in total population Population growth rate (annual grown in percentage) Net migration as a factor of population growth/decrease Key demographic indicators among foreign (foreign-born) population, and as compared with those of the native population, such as - birth rate - life expectancy - infant mortality - maternal mortality - total fertility	Immigration may become a factor of population substitution, especially in countries with zero or negative population growth. Emigration, on the contrary, may contribute to depleting the total population of origin countries. Migration may affect the value of key demographic indicators, such as fertility rates, either by separating couples across international boundaries, or by altering the incentives of those who might have children. Inadequate living conditions for immigrants and lack of access to health may produce negative effects on the country's key statistics (e.g. infant mortality).

	Population structure	Age, gender, ethnicity distributions (among foreign and national population), e.g. dependent population aged under 15, dependent population aged 65 or over Ageing rates (among foreign and national population) Youth migration (age distribution of immigrants and emigrants, return of youth)	Depending on the demographic characteristics of migrants, total population structure may undergo certain changes (e.g. young immigrants may counteract overall ageing tendencies).
<b>Population spatial distribution</b>	Population density	Regions and cities with most population concentration Population share in high-density regions Seasonal movements and internal mobility Internally displaced	Large-scale emigration may deplete the population of some regions, undermining economic viability.
	Urbanization	Urban versus rural population, urbanization rate Population relocation trends (rural/urban, urban/urban, by sex, age) Elderly dependency rate: total, urban regions and rural regions	Owing to internal relocation of population within the country, there may be an exodus from rural areas to cities, negatively affecting regional development.

## B.2. Migration and economic development

### Possible sources of data:

*National:* Ministries of economy and finance, national central banks and other competent authorities.

*International:* IMF, World Bank, the ILO.

Dimension	Issue	Possible indicators	Likely relationship
<b>Overall development</b>	Global context	Progress towards the Millennium Development Goals	
<b>Macroeconomic development</b>	Output	Real GDP (level in USD, growth rate, projections) GDP per capita (level in USD, growth rate) Sectors growth rate (agriculture, services, manufacturing, public) and key industries Informal economy (estimated percentage of GDP, estimated percentage of the workforce, main sectors of employment) Energy independence	<i>Positive:</i> Remittances and extra income from migration may increase propensity and/or ability to consume and produce, thus potentially increasing overall output. Migration may promote “capitalist” economic activity (e.g. move from subsistence to cash economy) or urbanization. <i>Negative:</i> Support from migrants abroad may reduce incentive to engage in economic activity or invest productively. Migration may affect a government’s incentives to develop the domestic economy.

	Financial system	Inflation rate Foreign exchange Fiscal balance and public debt (level in USD, growth rate) Debt service (as percentage of exports of goods and services) Investment climate (fiscal, monetary policies) Savings	Remittance-fuelled expenditure may fuel inflation, especially in some sectors. Remittances may affect the supply of foreign exchange. Taxable base of labour in the economy may rise or fall. Increased volume of remittances and other financial flows may help strengthen financial institutions.
	Trade	Trade balance, imports of goods and service, exports of goods and services, consumer price index	Migration may promote greater preferences for imported goods. Migrants abroad may increase trade links. Returned migrants may increase export production.
<b>Foreigners' participation in economic development</b>	Production	Foreign-owned businesses (sectors, size of economy, regions) Foreign contribution to economic modernization (creation of joint ventures, support to pilot projects, transfer of know-how)	Increased technology transfer from migrants abroad and exposure to new working practices.
	Financial markets	Foreign investment (capital investments, FDI, portfolio investment, sectors of economy)	If migrants and households save more, overall investment may increase. Foreign investment inflows may rise.
<b>Diaspora's contribution to economic development</b>	Diaspora size and characteristics	Diaspora stocks estimation (as existing in the country) Diaspora stocks characteristics (age, level of education, employment status, skill and qualification level)	Large diasporas, especially if they are well organized, enable strengthening of economic ties between origin and destination countries and contribute to the creation of a positive (or negative) image of the origin country. Diasporas are usually less risk averse and more willing to invest in their origin country's economy.
	Diaspora's contribution to knowledge and know-how transfer	Creation of joint ventures, support for pilot projects, transfer of know-how Support to scientific and educational programmes and events	By temporarily, permanently or "virtually" returning to their country of origin, highly qualified diaspora representatives bring knowledge obtained while working abroad in more developed countries.
	Short-term emigrants' and diaspora's contribution to the transfer of financial assets	Workers' remittances in million USD, percentage of GDP and per capita Migrants' savings	Remittances and other flows may increase financial service provision to marginal areas and increase household involvement in financial systems. Remittances and extra income from migration may increase the volume of money spent in the home economy. If migrants and households save more, the overall savings rate may increase.

Questions to support the analysis of the migration–economic growth nexus could be as follows (IOM, 2010):

- Does migration decrease/increase the level of savings in the economy, thereby negatively/positively affecting economic growth?
- Does migration increase/decrease the level of investment in the economy, thereby negatively/positively affecting growth? (Effects on investment may come, for example, through remittances, through FDI from the diaspora and via the influence that these migration-related financial flows can have in terms of encouraging other investors.)
- Does migration increase/decrease the output in the economy (e.g. by affecting households' capacity to consume and produce local goods)?
- Does migration lead to innovation (e.g. through transfer of know-how, technologies)?
- Does migration allow people to move from subsistence to cash economy, thereby favouring the spread of the market economy?
- Does emigration and the inflow of remittances decrease incentives for the government to develop the economy (leading to dependency)?
- Does migration – through remittances – generate inflation, by increasing spending power without affecting productivity?
- Does migration – through remittances – help the country's macroeconomic position by positively affecting the supply of foreign currencies?
- Does migration foster the development of the domestic financial system, with new services for households that are in receipt of remittances, in turn leading to the widening of the financial infrastructure?
- Does the use of informal banking and money transfer systems by remitters undermine the development of the formal banking system?
- Does irregular status in destination countries impede migrants from using the formal banking system to remit?
- Do poor official foreign exchange rates or cumbersome regulations discourage migrants from using formal channels?
- Do high transfer costs considerably diminish the amount of money received by households in home countries?
- Does taxation of capital discourage repatriation of capital to the home economy?
- Does a limited understanding of the financial system limit remittance recipients' use of the financial system? Could the provision of financial education increase the proportion of remitters who save or invest their remittances?
- Does the inflow of migrant workers enable domestic producers of goods to expand and produce for export?

- Does migration increase demand for national goods in countries of destination (from the diaspora, etc.)?
- Do remittances coming into your country make the domestic currency more expensive, undermining competitiveness?
- Does migration provide a livelihood strategy to farmers in case of poor harvests, lack of food?
- Does migration affect the viability of commercial agriculture by limiting the availability of labour?
- Do remittances allow for investments in agricultural material and techniques offering higher productivity and better food security?
- What are the age- and gender-specific impacts of migration on agriculture/ rural development?
- Does migration lead to an overcrowding/dismantling of infrastructure in regions/areas of high in/outflows, resulting in reduced access or quality for migrants and/or local communities?
- Do immigrants in your country/region have less access to infrastructure services than nationals/locals?
- Do returning migrants have difficulty accessing infrastructure services (housing, etc.)?
- Does gender affect migrants' access to basic infrastructure (e.g. safe drinking water and sewage systems)?
- Does migration lead to a shortage of skills affecting infrastructure development plans?
- Has the return of workers who migrated and have acquired training and experience abroad introduced new skills/methods to your country's provision of infrastructure?
- Does the diaspora invest in the infrastructure of their country of origin (e.g. real estate)?
- Does migration act as an incentive or disincentive to spend public money (by the government, local authorities) on infrastructure, thereby affecting equal access to and the quality of services?
- Does migration increase (decrease) incentives for private investment in and/or private supply of infrastructure services (e.g. utilities and housing)?

### **B.3. Migration, employment and the labour market**

#### **Possible sources of data:**

*National:* Labour force surveys, administrative registers (of unemployed, vacancies), employer surveys.

*International:* ILO LABORSTA database at <http://laborsta.ilo.org/>.

Dimension	Issue	Possible indicators	Likely relationship
<b>Labour market general characteristics and outcomes for labour migrants</b>	Labour supply and surplus	Economic active population estimates and projections (by age group, level of education, industry and status in employment, occupation) Employment (by economic activity, occupation, status, sector of economy – agriculture, manufacturing, services, public sector – gender, age group) Formal versus informal employment Unemployment (by gender, age group, level of education, economic activity, occupation, geographic locations – rural versus urban) Skill characteristics of unemployed and inactive population Youth unemployment and transition from school All above indicators – by foreigners/ citizens Sectors of foreigners’ employment (e.g. domestic workers) Labour market outcomes for vulnerable groups (IDPs, refugees, ethnic minorities, returnees)	Migration may reduce labour supply available for income-earning or non-income-earning tasks. Migration of excess labour force may reduce unemployment or may heighten labour shortages. Return migrants may increase labour supply. Incentives for remaining household members to participate in the labour force may change.
	Labour demand and shortages	Vacancies (by economic sectors, skills, geographic locations) Present or potential skills shortages by sector and occupation	Foreign recruitment may be a policy to fill gaps in the labour market, especially for those sectors/geographic areas where demand cannot be met by local supply.
<b>Labour supply/ demand matching</b>	Matching	Skills available on local market versus skills in demand Geographic mismatch (high unemployment in some areas with unfilled vacancies in others) Possibility to satisfy demand through local means (working age extension, increasing internal population mobility) Statistics of managed migration schemes to support citizens’ employment abroad (or foreigners’ employment in the country)	There might be structural imbalances where skills in demand differ from those available in the market, hence calling for some foreign employment options. Similarly, the mismatch may be geographic.
<b>Impact of migration on labour markets</b>	Skills stock	Emigration of nationals by skill level (education, occupation) Return of nationals (temporary, permanent, forced, voluntary) by skill level Immigration of foreigners by skill level	“Brain drain” could lead to acute shortages in some sectors but the opportunity to migrate may increase investment in education, increasing long-term skills supply.

	Specific sectors affected (such as health workers, teachers)	Specific professionals (e.g. physicians, nurses, pharmacists, teachers) per 1,000 population (by location – rural/urban; by primary health care/specialization) Proportion of births attended by skilled health personnel (MDG 5.2) Proportion of health-care workforce (doctors, nurses, pharmacists, community health-care workers, etc.) that are foreign-born/foreign-trained	Emigration of certain types of professionals negatively affects countries of origin's own stock of these professionals. Migration may change the industrial structure or alter the split between public and private sector employment.
	Domestic wages	As affected by growing/falling labour supply As affected by growing supply of "cheap labour"	Wages of workers left behind may go up or down, depending on relative changes in labour demand/supply.

Questions to support analysis of the migration–employment nexus could be as follows (IOM, 2010):

- Does migration increase/decrease any problems with excess labour and unemployment and underemployment?
- Does immigration alleviate the effects of demographic change, replacing a declining and ageing workforce?
- Does migration increase/decrease skills shortages?
- How does migration affect the gender balance in the labour market?
- How does migration modify job distribution between private and public sector employment?
- Does migration bring in new skills through foreigners' expertise or knowledge acquired by national returnees?
- Do returnees have difficulties in finding work upon return? Does that increase their risk of marginalization and poverty, or lead to "brain waste"?
- Does immigration contribute to the preservation of jobs by providing cheap labour for industries that otherwise are not competitive?
- Does migration increase job opportunities in the country of origin, for example through the creation of enterprises using remittances or diaspora investments?
- Does the emigration of skilled workers increase wages for skilled workers in the home country as it limits supply?
- Does the emigration of skilled workers working in the public sector (health, education, administration) put pressure on the government to increase wages to retain workers?
- Does immigration alleviate wage pressures in critical sectors by increasing labour supply?
- Does immigration (especially of irregular migrants) undercut wages and working conditions of nationals?



## B.4. Migration and social development

### Possible sources of data:

*National:* Living conditions and household budget surveys, national polls.

*International:* IFAD, UNESCO data available from <http://stats.uis.unesco.org>.

Dimension	Issue	Possible indicators	Likely relationship
<b>Living conditions and poverty</b>	Poverty diffusion, intensity and living conditions	Proportion of population below USD1 (PPP) per day (in percentage of total population) (MDG target 1.A) Poverty gap rating (incidence x depth of poverty) (MDG target 1.A) Population below national poverty line (in percentage of total population) Level of income/salaries (compared to other countries) Income per capita (in USD) (internal and international discrepancy) Access to water Underweight children Gini coefficient, or gap as related to earning power, or representation (Global Gender Gap Report rankings)	By having a positive impact on migrant and household budgets, through remittances and increased savings, migration contributes to poverty reduction and the improvement of living conditions.
	Wealth distribution	Poverty gap ratio Purchasing power of salary Share of poorest quintile in national consumption	Similarly to the above, migration positively affects migrant household income, which nevertheless might widen the wealth distribution gap between families with migrant and other families.
<b>Literacy and education</b>	Impact on receiving society's education level	Immigrants' highest educational attainment (share of population with tertiary, secondary and primary or less than primary education) Immigrant share of low-achieving 15-year-olds in reading, mathematics and science Immigrant share of 30–34 year-olds with tertiary educational attainment Immigrant share of early leavers from education and training	In receiving societies, immigrants may lack access to education, or perform differently, as compared with the national population. This can be an indicator of their integration into the receiving society.
	Education capabilities of migrants and their families	Level of education of migrant before, during and after migration Educational achievements of household members (children and spouses) Immigrants' and their household members' access to education (primary and professional schools, higher education institutions)	Opportunities for migrants may increase investment in education. Resources from migration may increase access to education.

	Levels of literacy and schooling	Literacy rate (by age and gender) Net enrolment ratio in primary education (by age and gender) Net enrolment ratio in secondary education (by age and gender) Levels of education (number of people with tertiary education, by sex, age and qualification)	By enhancing capacities of migrants and their families to access education (or to access higher quality education), migration may positively affect overall literacy in the sending country society.
	Quality of education in receiving/sending society	State education policy Private education provision Availability of teachers	The possibility for its citizens to migrate may change the incentives of the government to invest in education. "Brain drain" of teachers may hamper the education system but returning migrants may have new skills and qualifications.
<b>Social integration of migrants</b>	Active citizenship	Total number of citizenship acquisition and share of immigrants that have acquired citizenship (by former citizenship, gender and age group) Share of immigrants holding permanent or long-term residence permits Share of immigrants among elected representatives	Legal status of foreigners in destination countries has a direct impact on their level of integration in the political and social life of the receiving society.
	Social cohesion and inclusion	Monocultural versus multicultural society Ethnic diversity and languages Tolerance towards foreigners Traditional culture and norms Family structures and social networks Share of foreigners with knowledge of the local language	Migrants' values may change, and their return or diaspora activities may alter traditional culture and norms. Migration may have an impact on traditional social networks, by altering both the actual composition of groups and networks and by altering the power that each member holds. Prevalence of "broken" households may lead to new social problems.

Questions to support analysis of the migration–social development nexus can be as follows (IOM, 2010):

- Do migrants and their families face difficulties accessing education and social protection services in countries of destination/in your country (e.g. due to parents' or own legal status)?
- Does access to regular migration channels facilitate access to social protection in countries of destination?
- Do female migrants find it easier/more difficult than male migrants to access social protection services?
- Do return migrants lack access to social services due to non-portability of social security benefits?
- Does emigration of the head of household leave migrant families staying behind with no/reduced access to social protection/insurance?
- Does migration – through remittances – provide a livelihood strategy and increase household capacity to invest in health care, adequate housing and sanitation, adequate food and water, children's education and health?
- Do the diaspora invest in the social protection system (including contributory pension schemes) of their country of origin, potentially improving service standards and resources?
- Does migration act as an incentive (or disincentive) to spend public money (by the government, local authorities) on social protection?
- Does the migration of children lead to a concentration of educational infrastructure in certain areas? Does it, for example, lead to a closure of schools in remote areas?
- Does emigration of teachers lead to shortages at local/national level? Is this affecting the provision of/access to/quality of education, for example through the closure of schools or large class sizes?
- Does immigration of foreign teachers play a significant role, for example replacing those who have moved abroad?
- Has the return of teachers who migrated and have acquired training and experience abroad introduced new skills/methods to your country's educational system?
- Are teachers in the diaspora able to play a role – for example taking short-term assignment in areas facing scarcity?
- Does migration act as an incentive (or disincentive) to spend public money (by the government, local authorities) on education? What are the consequences for the improvement (or deterioration) of the quality of education?
- Do migrants want to invest in the educational system of their country of origin? Could better service standards or a wider provision of education provide them with an incentive to do so?

- Does the prospect of employment abroad provide an incentive to train teachers according to international standards? If yes, does that improve the overall quality of the country's teacher pool and consequently the quality of basic education?
- What is the scale of tertiary migration, and how does it impact upon the expected returns to public investment in tertiary education?
- Do domestic educational institutions attract foreign students who bring money into the country (educational fees, lodging and food expenses)?
- Does the emigration of service providers lead to a shortage of trainers and professors, and negatively impact the teaching of certain skills and subjects?
- Does the emigration of researchers facilitate the involvement of domestic research institutions in international research networks?
- Are qualifications acquired abroad recognized in the domestic labour market when migrants return? How can the government facilitate skills recognition?
- Do migration prospects increase the demand for tertiary education?
- Are private actors interested in investing in tertiary education, creating business opportunities and boosting investment in the sector?

## B.5. Migration and health

Dimension	Issue	Possible indicators	Likely relationship
Health-care system	Key national health indicators	Under-5 mortality rate (MDG 4.1) Infant mortality rate (MDG 4.2) Maternal mortality ratio (MDG 5.1) Access to private and public health care in country (e.g. proportion of uninsured; availability and affordability of specialized health care) Proportion of population with advanced HIV infection with access to antiretroviral drugs (MDG 6.5)	Migration (e.g. "brain drain" from State sector overseas and into private sector) may undermine public health-care provision. Migration may spread health-related knowledge and good practices. Need to train to overseas standards may improve standards. Migrants and returnees may introduce new practices. Opportunities to migrate, remittances and diaspora investment may fuel private sector health provision.
	Occupational accidents	Occupational accidents by main sectors/ industries, comparing migrant workers with non-migrant workers as affected by occupational accidents	Migration, especially outside the legal framework, increases the risk of occupational accidents.

	Health security	<p>Implementation of relevant public health measures outlined in International Health Regulations (2005) (WHO, 2008) by border management</p> <p>Number of entry visas denied based on medical grounds</p> <p>Training for border staff in public health issues and emergency medical care management</p> <p>Proportion of population affected by natural disasters which has access to health-care services and/or health-care coverage</p> <p>WASH indicators (IASC recommendations)</p>	Population movement may be accompanied by increased disease transmission.
<b>Health of immigrants</b>	Immigrants' health status	<p>Availability of disease prevalence/morbidity and mortality national indicators among migrant subgroups</p> <p>Foreigners medically tested for work permits (or other status-related procedures) by results, identified disease, citizenship)</p>	Moving location may expose migrants to different health risk factors and health-care availability.
	Immigrants' access to health care	<p>Policy on health-care coverage for migrants (universal (health) coverage/comprehensive/non-discriminatory/equitable access to various migrant categories; linguistically/culturally sensitive services; special outreach programmes; delivery of such services by national programmes, NGOs, international organizations, or other)</p> <p>Special social protection for health schemes for migrants (contribution-, employer- or tax-based)</p> <p>Number (proportion) of migrants affiliated with national health insurance system; without social protection for health; versus proportion of nationals without social protection for health</p> <p>Number of emergency room visits for migrants as compared with nationals</p>	Irregular status of migrants, as well as their lack of knowledge of their rights, negatively affects their access to health care in the receiving society.
	Health of emigrants	<p>Citizens medically tested to work abroad (by results, identified disease, sex, age group)</p> <p>HIV-related entry, stay and residence restrictions exist (Y/N and details)</p> <p>Referral and access to treatment for migrants living with HIV, at all stages of the migration process (newly arrived migrants, long-term migrants, returning migrants)</p>	<p>Migration may affect the ability and/or incentive of households to invest in health.</p> <p>Migrants run the risk of getting ill while abroad, and their health status may also deteriorate upon their return.</p>

Questions to support analysis of the migration–health nexus could be as follows (IOM, 2010):

- Are migrants more vulnerable to particular diseases than nationals? This might be due, for example, to their living conditions or work (migrants may, for example, live in poorer housing, or work in dirty, difficult or dangerous situations). Migrants may also be more likely to contract diseases because they are exposed to environments they are not used to.
- Does the movement of people contribute to the spread of diseases?
- Does in- and out-migration affect the demand for health services in the country (increase or decrease)?
- Do migrants and their dependants have less (or more) access to health care while abroad compared to their access back home?
- Do female migrants find it more difficult or easier than male migrants to access health services, particularly keeping in mind their need for sexual and reproductive health services?
- Do migrant households that stay behind have access to health services (legally and de facto in terms of their resources and available infrastructures) if they are no longer covered by the breadwinner’s health insurance?
- Do return migrants have access to health/social services? Are social security benefits portable?
- Does immigration of foreign health personnel add to the stock of health professionals available in the country? Does it replace national health professionals who have emigrated?
- Are the credentials of foreign health workers recognized in the country? Is there a social upward or downward mobility with respect to the placement of health workers in the national health-care force?
- Does the emigration of health workers lead to staff shortages and service disruptions in the health system at local/national level?
- Are migrant health professionals returning after migrating? If so, do they re-enter the sector? Do they return with new skills, and, if so, are these skills useful for the country of origin?
- Are health professionals in the diaspora willing to take up short-term assignments in areas that are facing a scarcity of health service providers?
- Are diaspora members involved in improving access to health services (e.g. by financially supporting the creation of new infrastructures)?
- Does migration – through the sending of remittances – increase the capacity to invest in health at the household, community and national levels in your country?
- Does the prospect of employment abroad provide an incentive to train more and better health workers? How does that affect the quality of health services domestically?

## B.6. Migration and the environment

Dimension	Issue	Possible indicators	Likely relationship
<b>Environment and climate change as push factors of migration</b>	Environmental challenges and State responses	Environmentally unstable zones Environmental degradation Existence of special State programmes aimed at managed relocation of affected populations Environmental technologies Disaster relief	Migrants may place greater pressure on States to act on environmental sustainability. Emigration of people from environmentally unsustainable regions may ease pressure on States to mitigate degradation. Migrants may spread technologies which affect the environment in either positive or negative ways. Migrants abroad may assist at times of crises through increased remittances or aid. Availability of diaspora relief may reduce incentives of State or other non-State actors to intervene.
<b>Impact of migration on the environment</b>	Individual environmental behaviour	Environmental protection attitude of citizens, incoming migrants and returning citizens	Migrants abroad and returned migrants may increase awareness of environmental challenges.

Questions to support analysis of the migration–environment nexus could be as follows (IOM, 2010):

- Does degradation of the environment lead to migration? Has there been displacement as a result of natural disasters?
- Which groups within the population are most vulnerable to the effects of environmental degradation and natural disasters? What kinds of targeted measures can be applied to assist such groups?
- What steps can be taken to minimize risk and vulnerability to natural disasters? Are adequate disaster preparedness mechanisms in place?
- In what ways could migration, including temporary and circular migration, present an adaptation option for populations affected by environmental degradation?
- Where environmental change is severe and/or irreversible, how can migration be turned into an appropriate solution?
- Does migration increase the demand for scarce land and other resources, including in urban areas in the case of internal migration, potentially putting pressure on the resource base?
- Is immigration or the return of nationals from abroad affecting societal attitudes and behaviours towards the environment?
- Does the diaspora contribute in any way in this area, for example by investing in environmental protection in the home country, by providing relief and supporting reconstruction after natural disasters or by transferring skills and knowledge on environmental management or agricultural techniques?





## Part C: Migration governance

[This section provides an overview of the key national policies, legislative framework and institutional arrangements involved in migration governance, as well as past, current and foreseen international cooperation on migration.]

### C.1. Policy framework

**Policy coherence and coordination:** To what extent is there coordination among ministries and between ministries and other national/international agencies? Are there coordinating bodies (i.e. working groups) or mechanisms? How are migrants or migrant groups represented in coordination and policy implementation/review? What are their functions?

A brief description of the country's migration policy, where one exists or, alternatively, of ongoing policy initiatives to create a migration policy framework should be given:

- Key documents and announced priorities on **migration governance** (strategies, concepts and associated action plans).
- **Mainstreaming migration into development plans:** To what extent is migration mentioned or even mainstreamed into development plans/poverty reduction strategy papers? How is migration factored into other sectoral policies, national strategic plans and action plans (labour, health, education, etc.)?
- If migration is not integrated into development planning, are there efforts to do so? How are migrants addressed in monitoring achievement of MDG targets?
- **Diaspora and development:** Are there efforts to mobilize the diaspora for development (e.g. special investment schemes, skills transfer programmes)?

### C.2. Laws and regulations (national, regional and international levels)

- Overview of **key national migration legislation and migration issues within legislation in other sectors (e.g. health, labour, foreign affairs)** and their current implementation, pertaining to:

- admission and residence of migrants (including nationality law)
  - emigration
  - trafficking and smuggling
  - health care and social services access for international and internal migrants
  - diaspora
  - returning migrants and remittances, and so on.
- **Key international treaties and multilateral agreements** on migration signed, ratified and implemented and other multilateral agreements (a brief overview – a list of instruments should be provided in Annex V) such as:
- regional and subregional agreements on free movement and other migration issues
  - international conventions/human rights documents
  - inventory of bilateral agreements with other countries (e.g. on readmission, on ethical recruitment of health professionals – transfer of social benefits, recognition of qualifications and experience).

### C.3. Institutional framework

- A description of **functions of the various ministries and government agencies** dealing with migration management and diaspora issues. Ideally, the institutional framework should be presented schematically in a graphical chart (see, as an example, institutional charts of EU Member States developed by the European Migration Network available from <http://emn.intrasoft-intl.com/Downloads/prepareShowFiles.do?entryTitle=0%2E%20Institutional%20Charts%20on%20Asylum%20and%20Migration>).
- Indication of the main **international organizations** assisting national migration management.
- A brief description of the **role of non-governmental actors** such as NGOs and civil society, and engagement/representation of migrant groups.
- Other migration partnerships helping your country to cooperate in terms of policies with neighbouring countries and countries of destination or origin of migrants.

### C.4. International cooperation

Part C.4 is intended to act as an easy reference tool for all key stakeholders that work in the area of migration and development, providing a transparent framework of assessment and planning.

This section should provide an overview and assessment of international cooperation and programmes that have been implemented, are currently being implemented and are in the pipeline. Such actions include both small-scale and comprehensive ones, financed by both the State itself and external donors. The key objective is not only to list key activities and donors, but also to **attempt to assess each action from the point of view of its relevance, effectiveness, efficiency and timeliness**. The issue of action cross-complementarities and synergies should be similarly addressed. In addition, areas for future interventions should be suggested.



## **Part D: Key findings, policy implications and recommendations**

[This section summarizes the main findings and presents key recommendations developed in consultation with policymakers.]

### **D.1. Main findings on current trends, migration policies and the impact of migration**

### **D.2. Recommendations regarding the migration governance framework**

- Areas where more policy development and programme interventions are needed.
- Key recommendations of how to improve migration governance.

### **D.3. Recommendations regarding mainstreaming migration into development policies**

### **D.4. Recommendations concerning improvements to migration statistics and the overall evidence base**

- Identification and explanation of existing data gaps and problems encountered in data collection.
- Recommended actions/strategies to improve and/or generate migration data.
- Recommended actions/strategies to enhance the evidence base for mainstreaming migration into the development framework.
- Suggestions on how to ensure the sustainability of the Migration Profile process.



# Annexes

## Annex I: International glossary

Term	Definition	Source
Asylum-seekers	Persons who have applied for asylum or refugee status, but who have not yet received a final decision on their application. A distinction should be made between the number of asylum-seekers who have submitted an individual request during a certain period (“asylum applications submitted”) and the number of asylum-seekers whose individual asylum request has not yet been decided at a certain date (“backlog of undecided or pending cases”).	UNHCR, see <a href="http://www.unhcr.org/45c06c662.html#asylum-seekers">www.unhcr.org/45c06c662.html#asylum-seekers</a> .
Asylum-seekers	Persons who file an application for asylum in a country other than their own. They remain in the status of asylum-seeker until their application is considered and adjudicated.	UNDESA, 1998
Availability of data	Data that have been collected, filed, processed and stored in each system, thus civil registration and vital statistics are accessible in a user friendly format to users upon request.	UNDESA, 2001a
Border workers	Persons commuting between their country of usual residence (which is usually their country of citizenship as well) and their place of employment abroad.	UNDESA, 1998
Circular migration	The fluid movement of people between countries, including temporary or long-term movement which may be beneficial to all involved, if occurring voluntarily and linked to the labour needs of countries of origin and destination.	IOM, 2011
Citizenship	Legal nationality of a person.	UNDESA, 2001a
Civil register	Loose-leaf file, ledger book, electronic file or any other official file set up for the permanent recording, in accordance with established procedures, of each type of vital event and its associated data occurring to the population of a well defined area (a county, district, municipality, parish etc.).	UNDESA, 2001a
Country of usual residence	The country in which a person lives, that is to say, the country in which he or she has a place to live where he or she normally spends the daily period of rest. Temporary travel abroad for purposes of recreation, holiday, visits to friends and relatives, business, medical treatment or religious pilgrimage does not change a person’s country of usual residence.	UNDESA, 1998
Descendants of foreign-born	The group of persons born in the country whose parents were born abroad (this group is often referred to as the “second generation”).	UNECE, 2006

Term	Definition	Source
Development	A process of improving the overall quality of life of a group of people, and in particular expanding the range of opportunities open to them.	IOM, 2010
Excursionists (also called “same-day visitors”)	Persons who do not reside in the country of arrival and stay for just a day without spending the night in a collective or private accommodation within the country visited. This category includes cruise passengers who arrive in a country on a cruise ship and return to the ship each night to sleep on board as well as crew members who do not spend the night in the country. It also includes residents of border areas who visit the neighbouring country during the day to shop, visit friends or relatives, seek medical treatment, or participate in leisure activities.	UNDESA, 1998
Family-based settlers	Foreigners selected for long-term settlement because of the family ties they have with citizens or foreigners already residing in the receiving country.	UNDESA, 1998
Forced migration	A migratory movement in which an element of coercion exists, including threats to life and livelihood, whether arising from natural or man-made causes (e.g. movements of refugees and internally displaced persons as well as people displaced by natural or environmental disasters, chemical or nuclear disasters, famine, or development projects).	IOM, 2011
Foreign population of a country	All persons who have that country as country of usual residence and who are the citizens of another country.	UNDESA, 1998
Foreign students	Persons admitted by a country other than their own for the specific purpose of following a particular programme of study in an accredited institution of the receiving country.	UNDESA, 1998
Foreign-born population of a country	All persons who have that country as the country of usual residence and whose place of birth is located in another country.	UNDESA, 1998
Foreigners having the right to free establishment	Foreigners who have the right to enter, stay and work within the territory of a country other than their own by virtue of an agreement or treaty concluded between their country of citizenship and the country they enter.	UNDESA, 1998
Foreigners in transit	Persons who arrive in the receiving country but do not enter it formally because they are on their way to another destination.	UNDESA, 1998
Foreigners whose status is regularized	Foreigners whose entry or stay has not been sanctioned by the receiving State or who have violated the terms of their admission but who are nevertheless allowed to regularize their status. Although most persons regularizing their status have already been present in the receiving country for some time, their regularization may be taken to represent the time of their official admission as international migrants.	UNDESA, 1998



Term	Definition	Source
Human Development Index	The Human Development Index (HDI) is a summary composite index that measures a country's average achievements in three basic aspects of human development: health, knowledge, and income. It was first developed by the late Pakistani economist Mahbub ul Haq with the collaboration of the Nobel laureate Amartya Sen and other leading development thinkers for the first Human Development Report in 1990. It was introduced as an alternative to conventional measures of national development, such as level of income and the rate of economic growth.	UNDP (see <a href="http://hdr.undp.org/en/statistics/hdi/">http://hdr.undp.org/en/statistics/hdi/</a> )
Internal migration	A movement of people from one area of a country to another area of the same country for the purpose or with the effect of establishing a new residence. This migration may be temporary or permanent. Internal migrants move but remain within their country of origin (e.g. rural to urban migration).	IOM, 2011
Internally displaced persons	Persons or groups of persons who have been forced or obliged to flee or to leave their homes or places of habitual residence, in particular as a result of or in order to avoid the effects of armed conflict, situations of generalized violence, violations of human rights or natural or man-made disasters, and who have not crossed an internationally recognized State border.	UN, 1998
International movement rate	The sum of total stock of immigrants into and emigrants from a particular country, expressed as a percentage of the sum of that country's resident population and its emigrant population.	UNDP, 2009
Irregular migrants	Non citizens, excluding refugees or asylum-seekers, who have no valid leave to enter and/or remain within a state.	The Human Rights of Irregular Migrants in Europe. Commissioner for Human Rights, Council of Europe, CommDH/ IssuePaper(2007)1
Irregular migration	Movement that takes place outside the regulatory norms of the sending, transit and receiving countries. There is no clear or universally accepted definition of irregular migration. From the perspective of destination countries it is entry, stay or work in a country without the necessary authorization or documents required under immigration regulations. From the perspective of the sending country, the irregularity is for example seen in cases in which a person crosses an international boundary without a valid passport or travel document or does not fulfil the administrative requirements for leaving the country. There is, however, a tendency to restrict the use of the term "illegal migration" to cases of smuggling of migrants and trafficking in persons.	IOM, 2011

Term	Definition	Source
Long-term migrant	A person who moves to a country other than that of his or her usual residence for a period of at least a year (12 months), so that the country of destination effectively becomes his or her new country of usual residence. From the perspective of the country of departure, the person will be a long-term emigrant and from that of the country of arrival, the person will be a long-term immigrant.	UNDESA, 1998
Migrant workers	Persons admitted by a country other than their own for the explicit purpose of exercising an economic activity remunerated from within the receiving country. Some countries distinguish several categories of migrant workers, including: (i) seasonal migrant workers; (ii) contract workers; (iii) project-tied workers; and (iv) temporary migrant workers. All these subcategories or any others that may exist should be added up and reported under “migrant workers”, making the appropriate distinctions with regard to duration of stay.	UNDESA, 1998
Migrants for family reunification or family formation	Foreigners admitted because they are immediate relatives or the fiancé(e)s of citizens or other foreigners already residing in the receiving country. Foreign children adopted by citizens or foreign residents and allowed to enter the country are also included in this category. The definition of immediate relatives varies from one case to another, but it usually includes the spouse and minor children of a person.	UNDESA, 1998
Migrants for settlement	Foreigners granted the permission to stay for a lengthy or unlimited period, who are subject to virtually no limitations regarding the exercise of an economic activity. Some countries grant settlement rights to foreigners on the basis of certain criteria.	UNDESA, 1998
Net migration	Net number of migrants, that is, the number of immigrants minus the number of emigrants. It is expressed as thousands.	UNDESA glossary (see <a href="http://esa.un.org/wpp/Documentation/glossary.htm">http://esa.un.org/wpp/Documentation/glossary.htm</a> )
Net migration rate	The number of immigrants minus the number of emigrants over a period, divided by the person-years lived by the population of the receiving country over that period. It is expressed as net number of migrants per 1,000 population.	UNDESA glossary (see <a href="http://esa.un.org/wpp/Documentation/glossary.htm">http://esa.un.org/wpp/Documentation/glossary.htm</a> )
Nomads	Persons without a fixed place of usual residence who move from one site to another, usually according to well-established patterns of geographical mobility. When their trajectory involves crossing current international boundaries, they become part of the international flows of people. Some nomads may be stateless persons because, lacking a fixed place of residence, they may not be recognized as citizens by any of the countries through which they pass.	UNDESA, 1998

Term	Definition	Source
Persons admitted for other humanitarian reasons	Foreigners who are not granted full refugee status but are nevertheless admitted for humanitarian reasons because they find themselves in refugee-like situations.	UNDESA, 1998
Population	(1) All the inhabitants of a given country or area (province, city, metropolitan area etc.) considered together; the number of inhabitants of a country or area. (2) In sampling, the whole collection of units (persons, households, institutions, events etc.) from which a sample may be drawn.	UNDESA, 2001a
Population	De facto population in a country, area or region as of 1 July of the year indicated. Figures are presented in thousands.	UNDESA glossary (see <a href="http://esa.un.org/wpp/Documentation/glossary.htm">http://esa.un.org/wpp/Documentation/glossary.htm</a> )
Quality of data	In the civil registration system or in the vital statistics system, quality of data is measured according to their degree of completeness, correctness (accuracy), timeliness and availability.	UNDESA, 2001a
Refugee	A person who owing to well-founded fear of being persecuted for reasons of race, religion, nationality, membership of a particular social group or political opinion, is outside the country of his nationality and is unable or, owing to such fear, is unwilling to avail himself of the protection of that country.	Convention relating to the Status of Refugees, Art. 1A(2), 1951 as modified by the 1967 Protocol.
Remittances	Defined as the sum of workers' remittances [i.e. current private transfers from migrants staying in a country for a year or longer to households in another country], compensation of employees [i.e. the entire income of a migrant staying in the host country for less than a year] and migrants' transfers [i.e. the transfer of household effects and financial assets that arise at the time when a migrant changes her or his country of residence].	Ratha, 2003
Repatriating asylum-seekers	Citizens returning after having attempted to seek asylum abroad. In principle, this category includes persons who return after their asylum cases have been decided negatively as well as persons who may not have been able to apply for asylum but who stayed abroad under temporary protection for some time.	UNDESA, 1998
Repatriating refugees	Citizens returning after having enjoyed asylum abroad. Both refugees returning under internationally assisted repatriation programmes and those returning spontaneously are included in this category.	UNDESA, 1998
Returning migrants (or citizens)	Persons returning to their country of citizenship after having been international migrants (whether short-term or long-term) in another country and who are intending to stay in their own country for at least a year.	UNDESA, 1998

Seasonal migrant workers	Persons employed by a country other than their own for only part of a year because the work they perform depends on seasonal conditions. They are a subcategory of “foreign migrant workers”.	UNDESA, 1998
Term	Definition	Source
Short-term migrant	A person who moves to a country other than that of his or her usual residence for a period of at least three months but less than a year (12 months) except in cases where the movement to that country is for purposes of recreation, holiday, visits to friends or relatives, business, medical treatment or religious pilgrimage. For purposes of international migration statistics, the country of usual residence of short-term migrants is considered to be the country of destination during the period they spend in it.	UNDESA, 1998
Smuggling of migrants	The procurement, in order to obtain, directly or indirectly, a financial or other material benefit, of the illegal entry of a person into a State Party of which the person is not a national or a permanent resident.	Art. 3(a), United Nations Protocol against the Smuggling of Migrants by Land, Sea and Air, Supplementing the United Nations Convention against Transnational Organized Crime, 2000
Stateless persons	Persons who are not recognized as citizens of any State.	UNDESA, 1998
Trafficking in persons	The recruitment, transportation, transfer, harbouring or receipt of persons, by means of the threat or use of force or other forms of coercion, of abduction, of fraud, of deception, of the abuse of power or of a position of vulnerability or of the giving or receiving of payments or benefits to achieve the consent of a person having control over another person, for the purpose of exploitation.	Art. 3(a), United Nations Protocol to Prevent, Suppress and Punish Trafficking in Persons, Especially Women and Children, Supplementing the United Nations Convention against Transnational Organized Crime, 2000
Tourists	Persons who do not reside in the country of arrival and are admitted to that country under tourist visas (if required) for purposes of leisure, recreation, holiday, visits to friends or relatives, health or medical treatment, or religious pilgrimage. They must spend at least a night in a collective or private accommodation in the receiving country and their duration of stay must not surpass 12 months.	UNDESA, 1998
Visitors	Persons who do not reside in the country of arrival and who are admitted for short stays for purposes of leisure, recreation, holidays; visits to friends or relatives; business or professional activities not remunerated from within the receiving country; health treatment; or religious pilgrimages. Visitors include excursionists, tourists and business travellers.	UNDESA, 1998

## Annex II: National glossary

[This annex should list the definitions of key notions and terms used in the country in the national context. Particular attention should be paid to explaining if and how the terms used differ from international recommendations specified in Annex I. The following format could be used:]

(see Annex I)	Source document (where this term is defined)	Differences compared with internationally recommended term (comment on whether and how this term diverges)
(e.g. "immigration")	(e.g. Law on foreigners, adopted in ... year)	(see Annex I)

## Annex III: National data sources

[This annex should list the main data sources used to generate statistics reported on in the Migration Profile. The following format could be used:]

Data source	Responsible agency	Level of computerization	Types of data captured	Other relevant information
(e.g. census, survey, registration procedure, border-crossing database, residence permit database, etc.)	(e.g. border guards, statistical office, ministry of interior, etc.)	(fully automated, partially automated, paper records)	(e.g. categories of migrants, such as immigrants, issued residence permits, foreigners; please specify stock versus flow data)	(on quality of the data, timeliness, reliability, access by other authorities, public and international partners)

## Annex IV: Key international instruments

[This annex should list the key international instruments, including international conventions and multilateral and bilateral agreements, the country is a party to, either signed, ratified or in force. The following format could be used:]

International convention, multilateral or bilateral agreements	Year (signature, ratification and entry into force )	Reservations	Other relevant information
(e.g. International Convention on the Protection of the Rights of all Migrant Workers and Members of Their Families, 1990)	(e.g. signed in 1995, ratified in 1996 and entered into force in 1996)	(e.g. not bound by article 92, paragraph 1)	(e.g. transposed into national legislation through Law... in ... year)

## References

Chappell, L. and D. Sriskandarajah

2007 Mapping the development impacts of migration. Development on the Move: Working Paper 1. Institute for Public Policy Research, London. Available from [www.gdnet.org/CMS/getFile.php?id=Impactmap.pdf](http://www.gdnet.org/CMS/getFile.php?id=Impactmap.pdf).

Development Research Centre on Migration, Globalisation and Poverty, University of Sussex (DRC)

2007 Global Migrant Origin Database (Version 4). DRC. Available from [www.migrationdrc.org/research/typesofmigration/global\\_migrant\\_origin\\_database.html](http://www.migrationdrc.org/research/typesofmigration/global_migrant_origin_database.html).

European Union (EU)

Eurostat Statistics Database. Available from [http://epp.eurostat.ec.europa.eu/portal/page/portal/statistics/search\\_database](http://epp.eurostat.ec.europa.eu/portal/page/portal/statistics/search_database).

Eurostat Database. Available from <http://epp.eurostat.ec.europa.eu/portal/page/portal/population/data/database>.

European Union Democracy Observatory on Citizenship (EUDO Citizenship)

Website presenting information on loss and acquisition of citizenship, national and international legal norms, citizenship statistics and bibliographical resources in the EU Member States. Available from <http://eudo-citizenship.eu>.

International Centre for Migration Policy Development (ICMPD)

i-Map – Interactive Map on Migration.

Available from [www.imap-migration.org](http://www.imap-migration.org).

International Displacement Monitoring Centre of the Norwegian Refugee Council (IDMC/NRC)

Website providing information on internally displaced persons. Available from [www.internal-displacement.org](http://www.internal-displacement.org).

International Labour Organization (ILO)

ILO Labour Statistics Database (LABORSTA).

Available from <http://laborsta.ilo.org>.

International Monetary Fund (IMF)

2010 World Economic Outlook Database. Available from [www.imf.org/external/pubs/ft/weo/2010/02/weodata/index.aspx](http://www.imf.org/external/pubs/ft/weo/2010/02/weodata/index.aspx).

International Organization for Migration (IOM)

- 2008 *World Migration 2008: Managing Labour Mobility in the Evolving Global Economy*. IOM, Geneva. Available from [http://publications.iom.int/bookstore/free/WMR\\_1.pdf](http://publications.iom.int/bookstore/free/WMR_1.pdf).
- 2010 *Mainstreaming Migration into Development Planning: A Handbook for Policy-makers and Practitioners*. Global Migration Group, IOM, Geneva. Available from <http://publications.iom.int/bookstore/free/GMG2010.pdf>.
- 2011 *Glossary on Migration*. Second edition, International Migration Law No. 25, IOM, Geneva. Available from <http://publications.iom.int/bookstore/free/Glossary%202nd%20ed%20web.pdf>.

Migration Policy Institute (MPI)

MPI Data Hub.

Available from [www.migrationinformation.org/datahub](http://www.migrationinformation.org/datahub).

Organisation for Economic Co-operation and Development (OECD)

Database on Immigrants in OECD countries.

Available from [www.oecd.org/document/49/0,3343,en\\_2649\\_39023663\\_44268529\\_1\\_1\\_1\\_1,00.html](http://www.oecd.org/document/49/0,3343,en_2649_39023663_44268529_1_1_1_1,00.html).

Database on International Migration in OECD countries. Available from [www.oecd.org/document/49/0,3343,en\\_2649\\_39023663\\_44268529\\_1\\_1\\_1\\_1,00.html](http://www.oecd.org/document/49/0,3343,en_2649_39023663_44268529_1_1_1_1,00.html).

Dataset "Foreign/International Students Enrolled". Extracted from <http://stats.oecd.org/Index.aspx>.

Online Education Database, UNESCO/OECD/EUROSTAT (UOE). Available from [www.oecd.org/education/database](http://www.oecd.org/education/database).

Puentes, R. et al.

- 2010 Towards an assessment of migration, development and human rights links: Conceptual framework and new strategic indicators. International Network on Migration and Development. Paper presented at the People's Global Action on Migration, Development, and Human Rights IV Global Forum, held in Mexico City in November 2010.

Ratha, D.

- 2003 Workers' remittances: An important and stable source of external development finance. In: *Global Development Finance 2003*. World Bank, Washington, D.C.



## United Nations (UN)

- 1998 Guiding Principles on Internal Displacement. Addendum to the Report of the Representative of the Secretary-General, Mr. Francis M. Deng, submitted pursuant to Commission resolution 1997/39, United Nations, E/CN.4/1998/53/Add.2.

## United Nations Department of Economic and Social Affairs (UNDESA)

- United Nations Global Migration Database (UNGMD). Available from <http://esa.un.org/unmigration>.  
Millennium Development Goals Indicators Database. Available from <http://mdgs.un.org>.
- 1998 *Recommendations on Statistics of International Migration, Revision 1*. Statistical Papers Series M, No. 58/Rev.1, UNDESA, Statistics Division, New York. Available from <http://unstats.un.org/unsd/pubs/gesgrid.asp?ID=116>.
- 2001a *Principles and Recommendations for a Vital Statistics System, Revision 2*. UNDESA, Statistics Division, New York. Available from <http://unstats.un.org/unsd/demographic/standmeth/principles/default.htm>.
- 2001b *Results of the Eighth United Nations Inquiry among Governments on Population and Development*. ST/ESA/SER.R/155, UNDESA, Population Division, New York.
- 2008a *Principles and Recommendations for Population and Housing Censuses, Revision 2*. Statistical Papers Series M, No. 67/Rev.2, UNDESA, Statistics Division, New York. Available from <http://unstats.un.org/unsd/demographic/sources/census/census3.htm>.
- 2008b *World Urbanization Prospects: The 2007 Revision*. CD-ROM edition, UNDESA, New York.
- 2009a *International Migration Flows to and from Selected Countries: The 2008 Revision*. UNDESA, Population Division, New York.
- 2009b *International Migration Report 2006: A Global Assessment*. ESA/P/WP.209, UNDESA, Population Division, New York.
- 2009c *Trends in International Migrant Stock: The 2008 Revision*. UNDESA, Population Division, New York.
- 2009d *World Population Prospects: The 2008 Revision*. UNDESA, Population Division, New York.

## United Nations Development Programme (UNDP)

- 2009 *Human Development Report 2009: Overcoming barriers: Human mobility and development*. UNDP, New York.

United Nations Economic Commission for Europe (UNECE)

- 2006 *Conference of European Statisticians: Recommendations for the 2010 Censuses of Population and Housing*. Prepared in cooperation with the Statistical Office of the European Communities (EUROSTAT). United Nations, New York and Geneva, 2006. Available from [www.unece.org/fileadmin/DAM/stats/publications/CES\\_2010\\_Census\\_Recommendations\\_English.pdf](http://www.unece.org/fileadmin/DAM/stats/publications/CES_2010_Census_Recommendations_English.pdf).
- 2008 Guidelines on the use and dissemination of data on international immigration to facilitate their use to improve emigration data of sending countries. Paper submitted by the UNECE/EUROSTAT Task Force on Measuring Emigration using Immigration Data to the Joint UNECE/Eurostat Work Session on Migration Statistics, Geneva, 3–5 March 2008. Available from [www.unece.org/stats/documents/2008.03.migration.htm](http://www.unece.org/stats/documents/2008.03.migration.htm).
- 2009a *Making Data Meaningful. Part 1: A guide to writing stories about numbers*. United Nations, New York and Geneva. Available from [www.unece.org/stats/documents/writing/MDM\\_Part1\\_English.pdf](http://www.unece.org/stats/documents/writing/MDM_Part1_English.pdf).
- 2009b *Making Data Meaningful. Part 2: A guide to presenting statistics*. United Nations, Geneva. Available from [www.unece.org/stats/documents/writing/MDM\\_Part2\\_English.pdf](http://www.unece.org/stats/documents/writing/MDM_Part2_English.pdf).

United Nations Educational, Scientific and Cultural Organization (UNESCO)

- 1997 *International Standard Classification of Education (ISCED 1997)*, UNESCO, May 2006 reprint. Available from [www.uis.unesco.org/Library/Documents/isced97-en.pdf](http://www.uis.unesco.org/Library/Documents/isced97-en.pdf).
- 2006 *Global Education Digest 2006: Comparing Education Statistics Across the World*. UNESCO, Institute for Statistics, Montreal. Available from [www.uis.unesco.org/Library/Documents/ged06-en.pdf](http://www.uis.unesco.org/Library/Documents/ged06-en.pdf).

United Nations High Commissioner for Refugees (Office of) (UNHCR)

- 2009 *2008 Global Trends: Refugees, Asylum-seekers, Returnees, Internally Displaced and Stateless Persons*. UNHCR. Available from [www.unhcr.org/4a375c426.html](http://www.unhcr.org/4a375c426.html).
- 2010a *2009 Global Trends: Refugees, Asylum-seekers, Returnees, Internally Displaced and Stateless Persons*. UNHCR. Available from [www.unhcr.org/4c11f0be9.html](http://www.unhcr.org/4c11f0be9.html).
- 2010b *Asylum Levels and Trends in Industrialized Countries 2009: Statistical overview of asylum applications lodged in Europe and selected non-European countries*, UNHCR. Available from [www.unhcr.org/4ba7341a9.html](http://www.unhcr.org/4ba7341a9.html).
- 2010c UNHCR Statistical Online Population Database. See [www.unhcr.org/statistics/populationdatabase](http://www.unhcr.org/statistics/populationdatabase).

United Nations Office on Drugs and Crime (UNODC)

2009 *Global Report on Trafficking in Persons*, UNODC, Vienna.

World Bank

Medical Brain Drain: Physicians' Emigration Rates 1991–2004. World Bank Development Research Group, International Migration and Development Program.

Available from <http://go.worldbank.org/9PRMDTON70>.

The Brain Drain Database. World Bank Development Research Group, International Migration and Development Program.

Available from <http://go.worldbank.org/9PRMDTON70>.

The World Bank Open Data, World Development Indicators and other online datasets. Available from <http://data.worldbank.org>.

2011 *Migration and Remittances Factbook 2011*. World Bank, Washington, D.C. The online datasets are available from

<http://econ.worldbank.org/WBSITE/EXTERNAL/EXTDEC/EXTDECPR OSPECTS/0,,contentMDK:21352016~pagePK:64165401~piPK:64165 026~theSitePK:476883,00.html>.

World Health Organization (WHO)

2008 *International Health Regulations (2005)*. Second edition. WHO, Geneva.









17 route des Morillons CH-1211 Geneva 19, Switzerland  
Tel.: +41 22 717 9111 • Fax: +41 22 798 6150  
E-mail: [hq@iom.int](mailto:hq@iom.int) • Internet: [www.iom.int](http://www.iom.int)