

Exhibit 1

Device Handling Directions

The physical devices you received are evidence in this trial.

You may use them in your deliberations, and may connect to the Internet through the Web Browser application, but must not alter or modify the devices in any way.

Some of the devices have SIM cards in their packaging. These SIM cards are not to be inserted into the phones.

Some of the devices have a mobile data connection, and you will not need to take any additional action to use the Web Browser application.

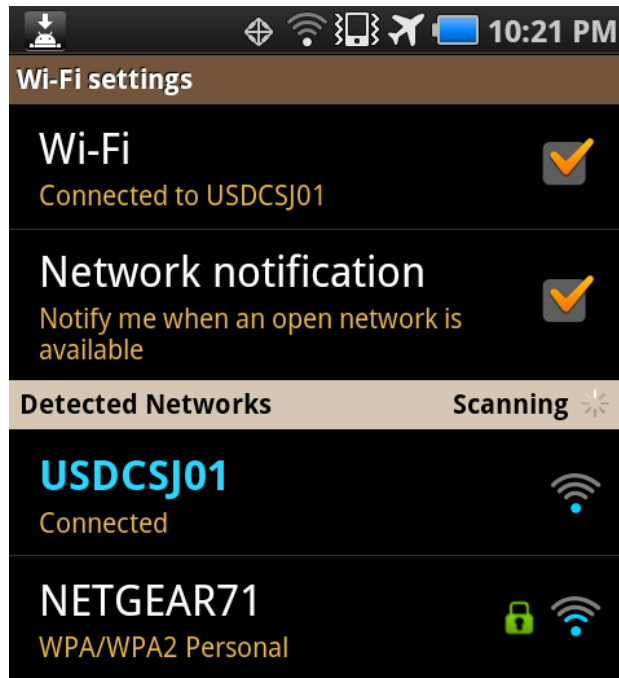
Others must first be connected to the Court's Wi-Fi network to access the Internet.

Once connected, you must decline any software update notifications that may be presented to you.


You also must not download any content, such as apps, music, photographs, or games, to the devices.

Connecting to the Internet

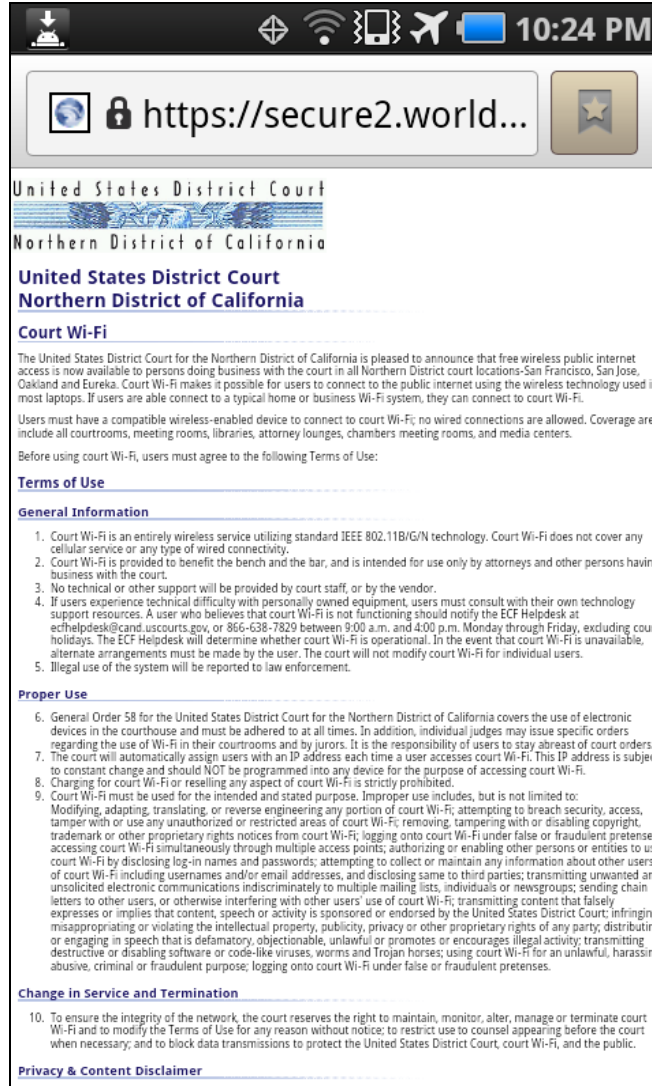
To connect a device to the Court's Wi-Fi network, select "USDCSJ01" from the list of available wireless networks, as depicted below.



From the Applications menu, select the Web Browser application.



From the Court’s Wi-Fi log in page, scroll to the bottom and click on the blue “Connect!” button.



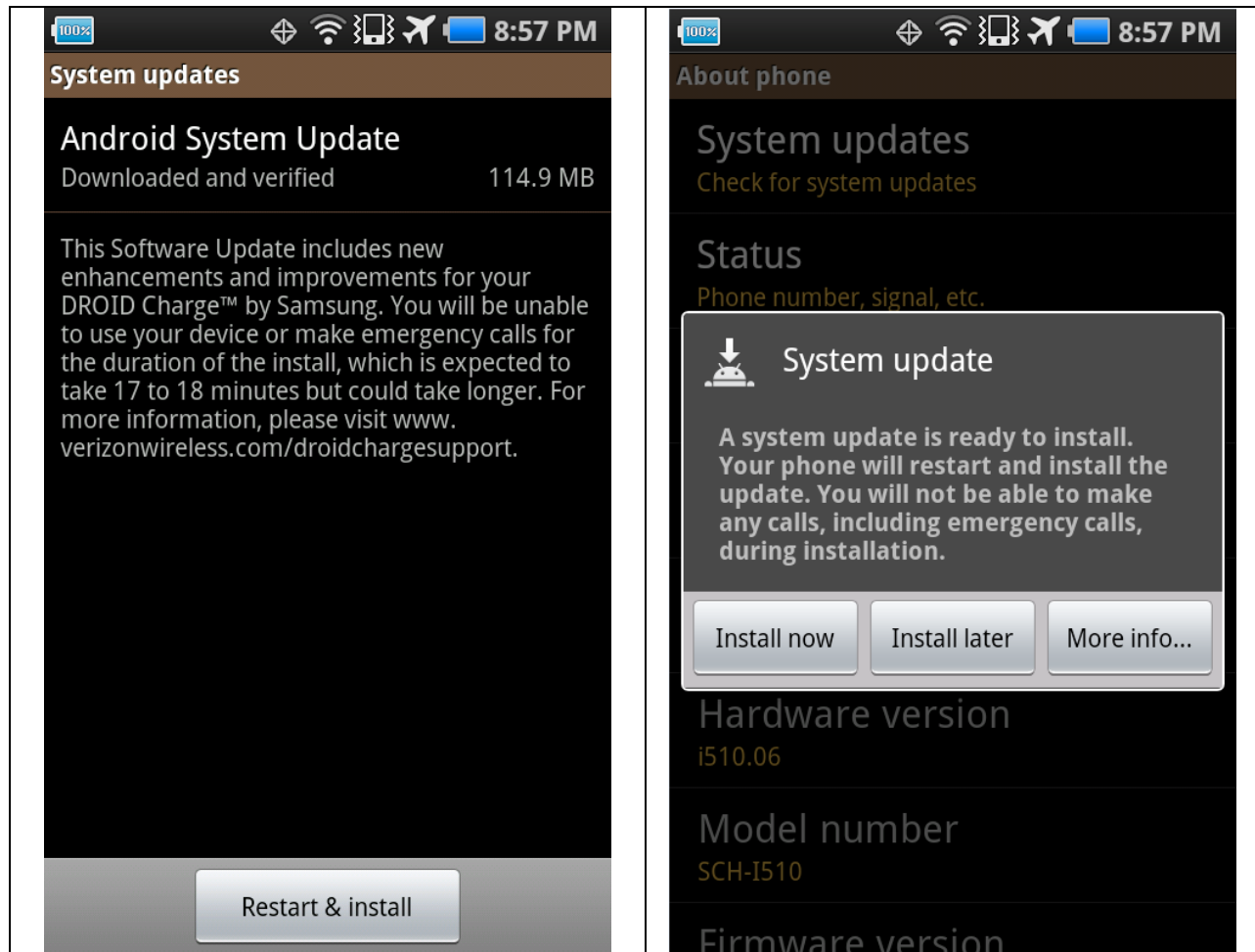
BY CONNECTING TO THIS SYSTEM I FULLY UNDERSTAND AND AGREE TO THE TERMS OF USE.

Connection policy

Description	State	Limits	Price	Connect
USDC Free Wi-Fi brought to you by Team One Solutions.	Not started	Display details	FREE	Connect!

Declining System Update Notifications

Some devices may display a “System update” or “Software update” notification like the ones below.





If you see such a screen, *you must decline the request to update the system*. Select "Install later" or press the "home" or "back" button to exit the notification screen.

